

Notification Appliances

'SL2' Series – Chimes | Chime-Strobes

Applications : Indoor, Wall-Mount

Architect & Engineer Specifications

- Sophisticated series of notification appliances that meets fire-industry codes and regulations for commercial-building applications
- Compatible with the Siemens 50-point, 252-point and 504-point addressable fire alarm control panels (FACPs), and with:
 - Siemens Modular FACPs
 - Siemens PAD-series of NAC extenders
 - FireFinder® XLS / XLSV FACPs
 - Siemens dual-sync control (DSC) modules
- Innovative LED strobe technology provides an energy-efficient means for a significantly reduced current draw
 - Capability to have existing Xenon and new LED strobes in the same field-of-view
 - Fewer power supplies required, smaller wire gage, reduced wire runs
- Straightforward installation coupled with compact, modern design
 - No visible mounting screws
 - Manual slide-setting adjustor
 - Six (6) field-selectable settings in one (1) device
- High efficiency speakers for maximum audio output at minimum power
- UL (1638 | 1971 | 464) and ULC Listed (ULC-S526-16 | - S525-16)
- FM & CSFM Approved

Product Overview

Formed as the 'SL2'-Series, Siemens is offering a new version of Chimes and Chime-Strobes to its product line of notification appliances.

The 'SL2CHW' Chimes and 'SL2CHSW' Chime-Strobes have an adjustable sound level, and operates at a frequency of 890 Hertz.

The Strobes meets NFPA-72 (2016 ed.) 20 millisecond light pulse duration code requirements. The 'SL2CHW' and 'SL2CHSW'-series appliances are UL464 listed for Private Mode Audible Signal Appliances as well as ULC-S525-2016 for Audible Signaling Devices for Fire Alarm and Signaling Systems.

The low profile design incorporates a high-efficiency speaker, with crisp, clear voice-messages and tone-signaling, ideal for emergency communications, mass notification, voice evacuation and fire alarm.

Additionally, the 'SL2CHW'-series Chimes offer 4 modes of operation:

- 1 Hertz
- 2 Hertz
- Coded
- Temporal code 3 (T3)

Strobes can be synchronized using the Siemens DSC sync modules and are compatible with the Siemens 50-point, 252-point and 504-point addressable fire alarm control panels (FACPs), Siemens Modular FACPs, Siemens PAD-series of NAC extenders, FireFinder® XLS / XLSV FACPs per UL requirements.

All Strobe models in the 'SL2'-series notification appliances feature Multi-Candela settings:

- 15cd | 30cd | 75cd | 110cd | 135cd | 185cd

The 'SL2'-Series Chime and Chime-Strobes have high-quality, modern sleek design. It provides energy efficiency in an aesthetically pleasing low-profile design, that is consistent to the look of the interior composition of the building application. The inclusive trim plate makes for easy installation for retrofit projects with pre-installed backboxes.

These 'SL2CHW' and 'SL2CHSW'-series notification appliances are specific to indoor, wall-mount applications.

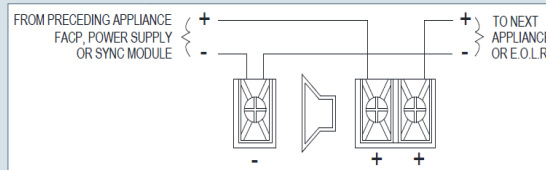


Model SL2CHSWR-F
Chime-Strobe

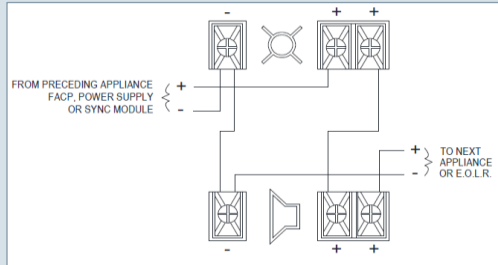


Wiring Diagrams

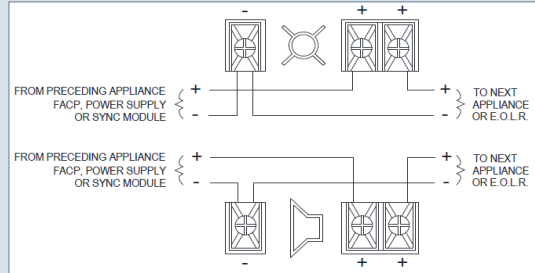
SL2CH Chime [One (1) Circuit]



SL2CHS Chime and Strobe activate in unison [One (1) Circuit]



SL2CHS Chime* and Strobe operate independently [Two (2) Circuits]



*Chime may be coded

Specifications

In terms of composition and functionality, the 'SL2CHW' Chime and 'SL2CHSW' Chime-Strobe appliances provide added value to the installer, for the types of applications for operation:

- Compact | sleek | low-profile design
- Comprehensive feature list
- Convenient mounting options
- Easy-to-adjust selection-slider switch for multi-level Candela settings (no tools required for setting changes)
 - 15cd | 30cd | 75cd | 110cd | 135cd | 185cd
- Adjustable (HI/LO) audio outputs
- Reduced current draw, via cutting-edge LED technology

The Strobes meet the 20-millisecond light-pulse-duration requirements of the 2016 edition of NFPA 72. By meeting this latest requirement, existing Xenon as well as the new LED-technology devices can now be in the same field-of-view.

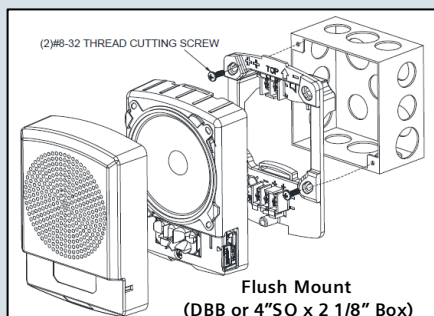
The 'SL2'-series of notification appliances have received a comprehensive feature list, including low current draw, dual-voltage capability, and no tools needed for setting changes. The low-profile design incorporates a pre-wired mounting plate for faster and easier installation. Each model has a built-in level adjustment feature and a snap-on grille cover. All inputs employ IN / OUT wiring terminals for fast installation using #12 to #18 AWG wiring.

The regulatory listing (UL/ULC) also includes the capability for installing the Siemens 'SL2'-series in the same notification zone and field-of-view with any existing Siemens Notification Appliance Xenon-based strobes.

In addition, the Siemens 'SL2'-series product line has been UL/ULC listed as compatible with all Fire Alarm Control Panels (FACPs) and accessories that have been determined to be compatible with Siemens ST Strobe based products including the 'ST' | 'SE' | 'SEH' | 'SET' | 'S-HQ' | 'STH' | 'AS' | 'CH' | 'HS' | 'MTH' | 'SL' and 'Z' Series.

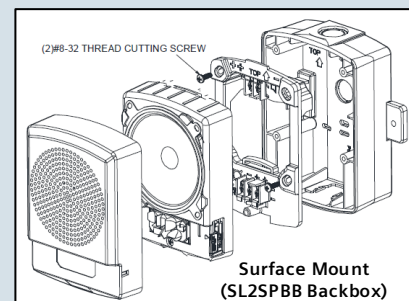
The Chimes and Chime-Strobes are UL Listed (for indoor use under Standard 1971,464 ,1638), as well as ULC-S525-16 | ULC-S526-16 Listed.

Mounting Diagrams



Trimplate Dimensions:

5.25 inches (13.34 cm.) [H]
4.58 inches (11.6 cm.) [W]
1.4 inches (3.6 cm.) [D]



Mounting Options Include:

- Model SL2SPBB backboxes or
- 4" (10.2 cm.) square boxes

Electrical Ratings

Chime Only Output Ratings (UL)

Model SL2CHW' Series: [^]	UL Sound Output Ratings (dBA) Reverberant per UL464 @ 10 feet for private mode		
	Regulated Voltage Range	Sound Pressure Level	
	16.0 – 33.0 VDC	Min.	Max.
		51	68

Chime Only Output Ratings (ULC)

Model SL2CHW' Series: [^]	ULC Sound Output Ratings (dBA) Anechoic per ULCS525-16 @ 3.05 meters for dwelling use only		
	Regulated Voltage Range	Sound Pressure Level	
	16.0 – 33.0 VDC	Min.	Max.
		61	78

Strobe Only Output Current Draw

Model SL2CHSW' Series: [^]	Current Ratings (Amps) **					
	Regulated Voltage Range					
	24DC (16.0 – 33.0 VDC)			24FWR (16.0 – 33.0 VRMS)		
	15cd	30cd	75cd	110cd	135cd	185cd
	0.022	0.030	0.060	0.086	0.125	0.185

**Setting will determine the current draw of the product.

[^]RMS current ratings are per UL maximum RMS method.
UL max current rating is the maximum RMS current within the listed voltage range (16 - 33V for 24V units)

[^]For audible appliances, the max current is usually at the maximum listed voltage (16 - 33V for 24V units)

[^]For unfiltered FWR ratings, see Installation Instructions

GENERAL NOTES:

1. Strobes are designed to flash at 1-flash-per-second minimum over their "Regulated Voltage Range".
2. NFPA-72 specifies a flash rate of 1-to-2 flashes-per-second.
3. All Candela ratings represent minimum effective Strobe intensity based on UL 1971.

Technical Data

GENERAL PROPERTIES	
OPERATING TEMPERATURE:	- 32°F (0°C) to 122°F (50°C) - for indoor applications only
RELATIVE HUMIDITY:	93%, maximum
OPERATING VOLTAGE RANGE:	DC or FWR, 24V Regulated, 16 to 33V
STROBE OUTPUT RATING:	- UL 1638, UL 1971, ULC-S526-16 - Field-selectable Candela outputs: 15cd 30cd 75cd 110cd 135cd 185cd
STROBE FLASH RATE:	Strobes are designed to flash at 1-flash-per-second
STROBE SYNCHRONIZATION:	- all Siemens Addressable Panels - Siemens PAD-series NAC extenders - Siemens dual-sync (DSC) modules, which provide the unique Siemens proprietary synchronization protocol
FREQUENCY:	890 Hz.

PHYSICAL PROPERTIES	
MATERIAL:	- White-or-red textured, ultraviolet (UV) stabilized, colored impregnated engineered plastic - Exceeds 94V-0 UL flammability rating
WEIGHT:	1.1 Lbs.
LENS TYPE:	LED strobe situated in a rugged Lexan lens
DIMENSIONS:	6.35"(16.1 cm.) (H) 4.56"(11.5 cm.) (W) 1.54"(3.9 cm.) (D)

MOUNTING AND WIRING PROPERTIES	
INDOOR MOUNTING:	- Wall-mount Applications - Model SL2SPBB backboxes or to 4" (10.2 cm.) square backboxes with trim plate and separately ordered mud-ring
WIRING TYPE:	#12 – #18, American Wire Gauge (AWG)

Details for Ordering						
MODEL	PART NUMBER	APPLIANCE TYPE	MOUNTING TYPE	STROBE TYPE	FACEPLATE COLOR	FACEPLATE LETTERING
SL2CHWR-F	S54329-F225-A1	Chime	WALL	– None –	RED	FIRE
SL2CHWW-F	S54329-F226-A1		WALL	– None –	WHITE	FIRE
SL2CHSWR-F	S54329-F229-A1	Chime-Strobe	WALL	Clear	RED	FIRE
SL2CHSWW-F	S54329-F230-A1		WALL	Clear	WHITE	FIRE
SL2SPBB-R	S54329-F224-A1	Backbox	WALL	– None –	RED	– No Lettering –
SL2SPBB-W	S54329-F223-A1		WALL	– None –	WHITE	– No Lettering –

NOTICE – The information contained in this data-sheet document is intended only as a summary, and is subject to change without notice. The product(s) described here has/have a specific instruction sheet(s) that cover various technical, limitation and liability information.

Copies of install-type, instruction sheets – as well as the *General Product Warning and Limitations* document, which also contains important data, are provided with the product. All are available from the Manufacturer.

Data contained in the aforesaid type of documentation should be consulted with a fire-safety professional before specifying or using the product.

Any further questions or assistance concerning particular problems that might arise, relative to the proper functioning of the equipment, please contact the Manufacturer.

SIEMENS

Siemens Industry, Inc.
 Smart Infrastructure - Building Products
 2 Gatehall Drive • Parsippany, NJ 07054
 Tel: (973) 593-2600

October - 2023
 (Rev. 2)