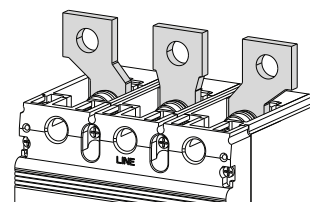


3VJ90130ED00 3VJ91130ED00 3VJ92130ED00
3VJ90140ED00 3VJ91140ED00 3VJ92140ED00

IEC 60947-2

EN 60947-2

IS / IEC 60947-2



Operating Instructions



DANGER

Hazardous voltage will cause death or serious injury. Turn off and lock out all power supply before working on this device. Replace all covers before power supplying this device is turned on.



NOTICE

Installation and maintenance must be carried out by qualified personnel.



Required tools



5 mm

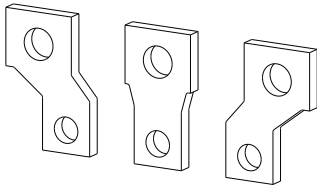
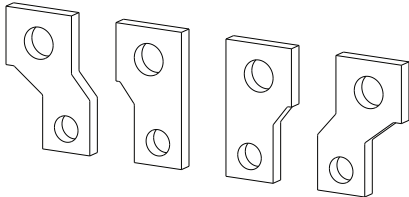


SW 13
SW 16



Contents



	3P	4P
		
3VJ10	3VJ90130ED00	3VJ90140ED00
3VJ11	3VJ91130ED00	3VJ91140ED00
3VJ12	3VJ92130ED00	3VJ92140ED00

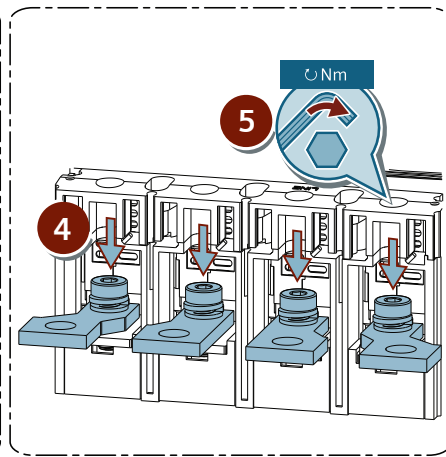
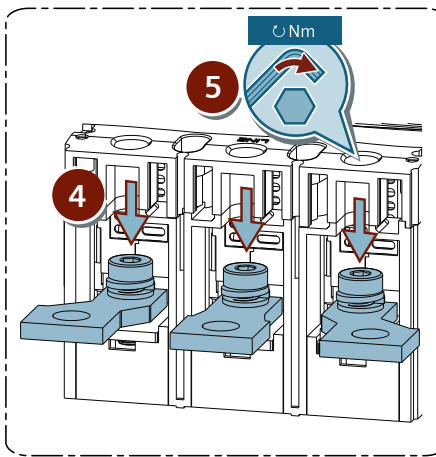
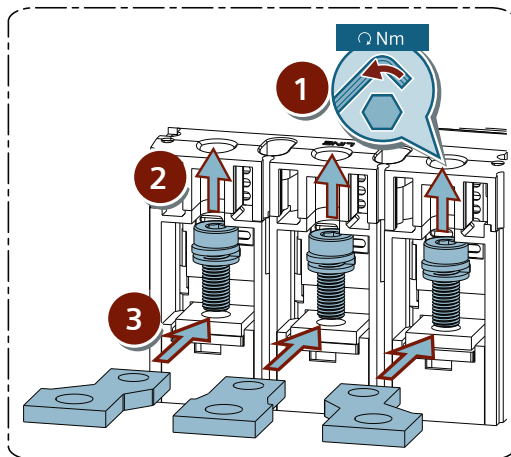




Assembly



3P

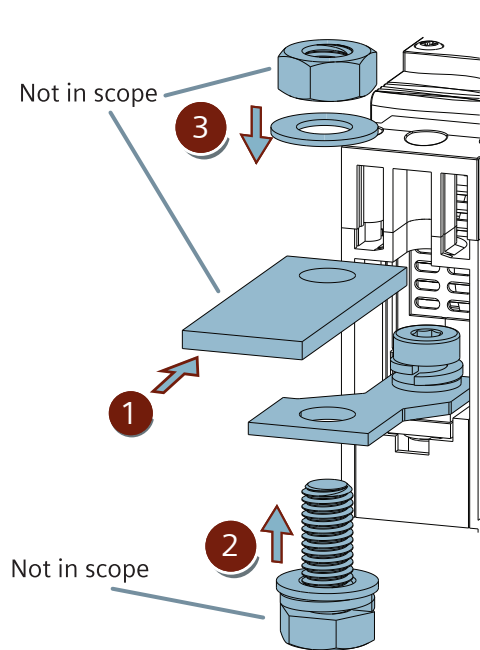
4P



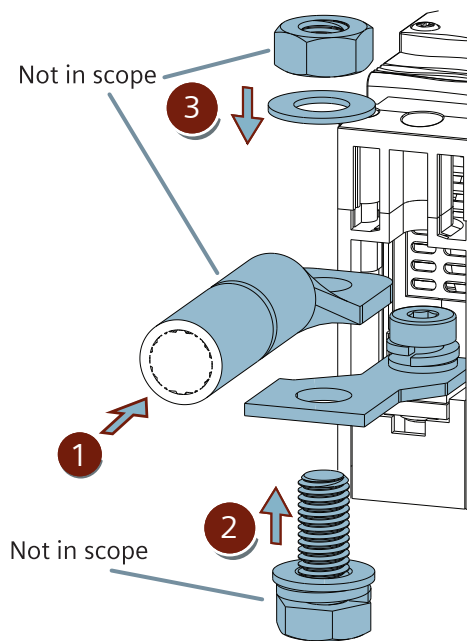
		
3VJ10	5	3
3VJ11	5	6
3VJ12	5	6





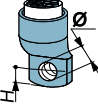
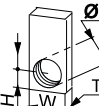
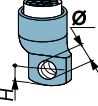
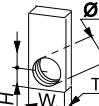
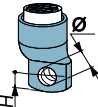
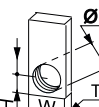
Connection



Busbar connection

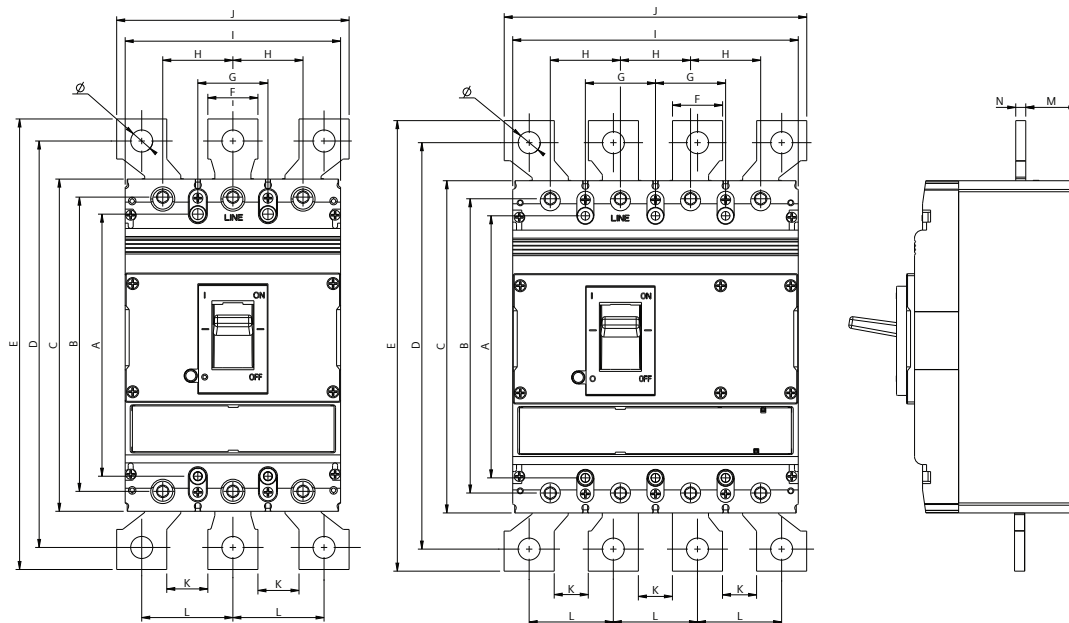


Prepared cable connection

			Cross Section Area mm ²	W _{max} mm	T mm	Ø mm	H _{max} mm	 SW	 Nm
3VJ10			2.5~70	20	2~4	8.5	15.5	13	6
3VJ11			2.5~70	22	2~5	8.5	18.5	13	6
3VJ12			50~150	25	2.5~6	11	17	16	8



Drawing



Frame	3VJ10		3VJ11		3VJ12	
	3P	4P	3P	4P	3P	4P
Ø	8.5	8.5	8.5	8.5	11	11
A	103	103	118	118	131	131
B	103	103	134	134	147	147
C	126	126	150	150	166	166
D	159	159	190	190	203	203
E	182	182	212	212	225	225
F	20	20	22	22	25	25
G	23.5	23.5	30	30	35	35
H	23.5	23.5	30	30	35	35
I	80	103.5	92	122	107.5	142.5
J	89	123.5	100	130	116	151
K	14.5	14.5	17	14	20.5	17
L	34.5	34.5	39	36	45.5	42
M	24	24	24	24	26	26
N	2	2	2.5	2.5	3	3

All dimensions are in mm. Views shown for representation only.

EN

NOTICE

These instructions do not purport to cover all details or variations in equipment, or to provide for every possible contingency in connection with installation, operation, or maintenance. Should additional information be desired, please contact the local Siemens sales office. The contents of this instruction manual shall not become part of or modify any prior or existing agreement, commitment, or relationship. The sales contract contains the entire obligation of Siemens. The warranty contained in the contract between the parties is the sole warranty of Siemens. Any statements contained herein do not create new warranties or modify the existing warranty.

Trademarks - Unless otherwise noted, all names identified by ® are registered trademarks of Siemens AG or Siemens Industry, Inc. The remaining trademarks in this publication may be trademarks whose use by third parties for their own purposes could violate the rights of the owner.