

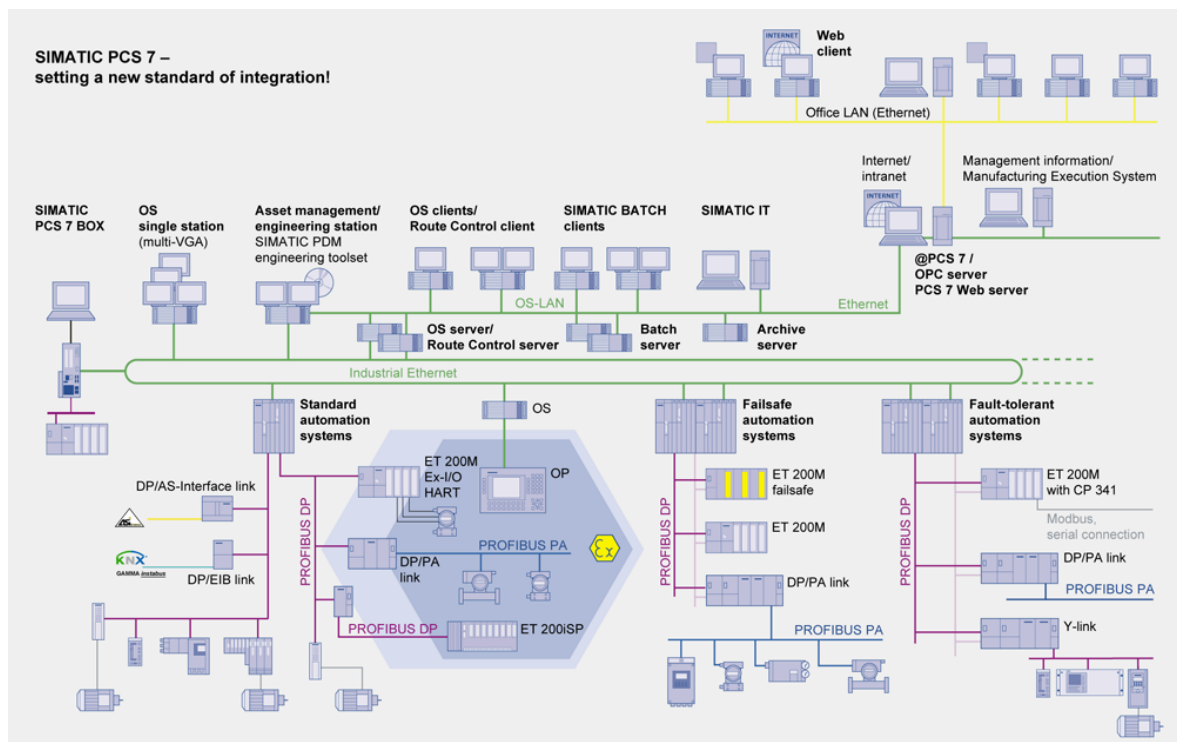
## SIMATIC PCS 7 Documentation & Information

How to access, use, and register for updates

From tips for beginners to detailed system and product documentation – all literature for SIMATIC PCS 7 is available for viewing, downloading and ordering in up to five different languages.

This guide contains the following information:

Topic	Description
Organization and Structure of PCS 7 Documentation & Information	Presents the organizational structure of PCS 7 documentation & information.
Getting Started and Introduction to PCS 7 Documentation & Information	Presents the recommended method for navigating through the basic manuals.
Accessing PCS 7 Documentation & Information	Describes the various ways to access PCS 7 documentation & information.
Providing Feedback	Describes the options for providing feedback.
Registering for Documentation & Information Updates	Describes the registration process for receiving documentation & information updates.



**Edition 06/2006**

A5E000698859-02

## **Trademarks**

All names identified by ® are registered trademarks of the Siemens AG.  
The remaining trademarks in this publication may be trademarks whose use by third parties for their own purposes could violate the rights of the owner.






























































Siemens AG  
Automation and Drives  
Postfach 4848  
90437 NÜRNBERG  
GERMANY

Copyright © Siemens AG 2006

Siemens AG 2006  
Technical data subject to change.

# Organization and Structure of PCS 7 Documentation & Information

- System documentation offers an introduction to PCS 7 and contains cross-product configuration instructions and information.
- Product documentation for software and hardware components is available independently of PCS 7 versions.

<b>Introductory Information</b>	PCS 7 Broschure (System overview) 	Getting Started "PCS 7 Introduction" 			
<b>Introduction + Getting Started (spans entire system)</b>	Readme PCS 7 SW  What's New in PCS 7   with Sample Projects	SW Update PCS 7 without Using New Functions  SW Update PCS 7 with Using New Functions 			
<b>PCS 7 System Documentation (spans entire system)</b>	Engineering System Configuration Manual  Operator Station Configuration Manual  Fault-toler. Process Control System  10 ms Time Stamp  PC Configuration and Authorization  PCS 7 Security Concept 	PCS 7 OS Process Control  PCS 7 OS Web Option  Service Support and Diagnostics 			
<b>PCS 7 specific: Product-related Documentation</b>	CFC  Online Help  PCS 7 Library  Online Help  SIMATIC BATCH Configuration Manual  Online Help 	SFC  Online Help  PCS 7 Block Programming Guide  SIMATIC BATCH Getting Started  Online Help 	SFC-Vizual.  Online Help  PCS 7 Driver Block Programming Guide  SIMATIC Route Control Configuration Manual  Online Help 	PO/TH/IEA/AS-OS Engineering  Online Help  VCX/VersionTrail/ChangeLog (FDA)  Online Help  SIMATIC PDM  Online Help 	PCS 7 Control System Options  Online Help  PCS 7 Faceplate Designer  Online Help  @PCS 7  Online Help 
<b>General: Product-related Documentation</b>	STEP 7 Basic Compon.    Online Help  WinCC Basic Compon.    Online Help  Automation Systems    HW Components: S7-400H/FH Redundant and Fail-safe systems	Distributed I/O    ET 200M, ET 200S, ET 200iSP, Y-Link, DP/PA Coupler	Communication    SIMATIC NET: Ethernet, PROFIBUS, Communication with SIMATIC		

## Getting Started and Introduction to PCS 7 Documentation & Information

For an introduction to PCS 7 configuration, we recommend working through the PCS 7 documentation as follows:

### Basic Information on Getting Started:

PCS 7 Brief Description and Getting Started PCS 7 – First Steps Documentation



### Getting familiar with the configuration:

- Getting Started PCS 7 – Part 1: Basic Function Engineering
- Getting Started PCS 7 – Part 2: Efficient Engineering
- Getting Started SIMATIC BATCH



### Performing the configuration:

- PCS 7 Engineering System and Operator Station Configuration Manuals
- SIMATIC BATCH and Route Control Configuration Manuals
- Function manuals for special system functions: OS Web Option, Time Stamps, Redundancy, SIMATIC IT Connection...



### Product-specific detailed information:

- Manuals and online help for software applications
- Manuals on the automation systems, Distributed I/O and SIMATIC NET Network Components

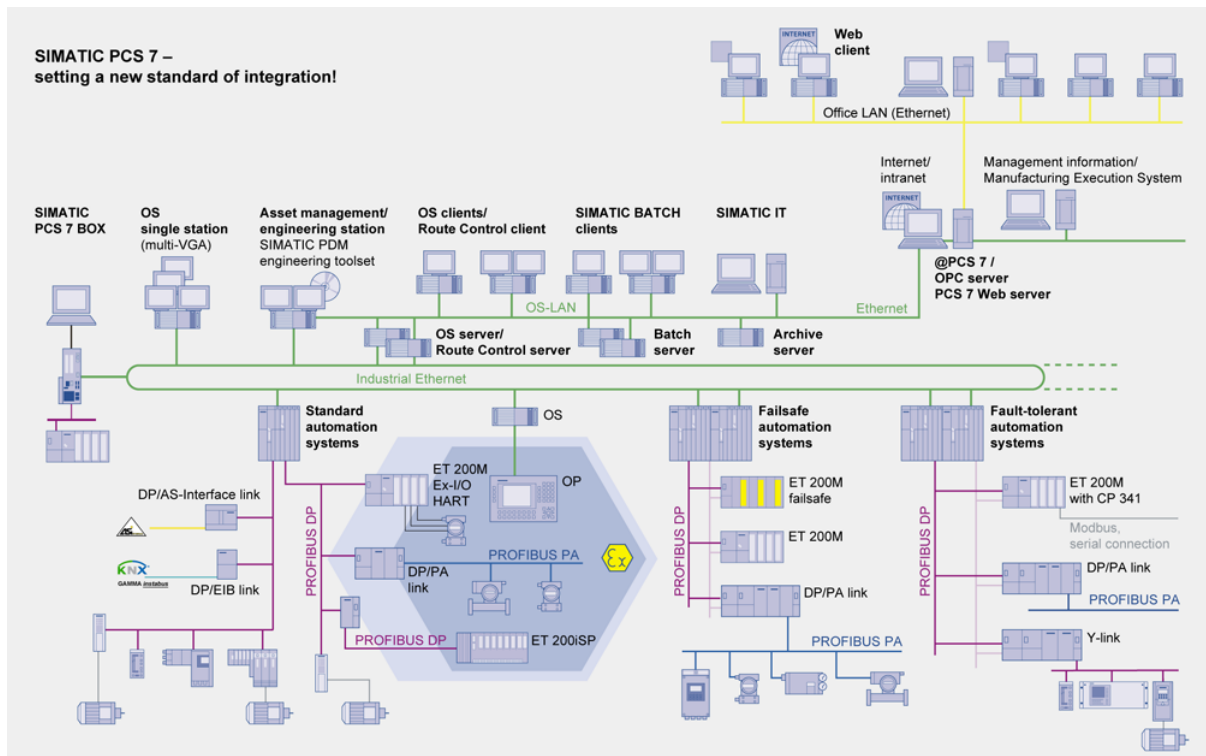
### Operating in Process Mode:

PCS 7 OS Process Management (as of V6.1)

## Accessing PCS 7 Documentation & Information

Source	Provides Access to...
PCS 7 Docuportal	the complete sets of PCS 7 Versions 5.2, 6.0 and 6.1.
Service and Support Website	all of the documents about our products and systems.
PCS 7 Software on an installed PC	documentation & information within an installed PCS 7 application.
SIMATIC Manager	documentation & information within SIMATIC Manager.
HW Config	I/O module documentation through HW Config by connecting to the Internet.
PCS 7 Manual Collection DVD	all manuals for a PCS 7 version.
WinCC Information System	documentation & information for WinCC Information System.

The documentation & information tables on the following pages correspond to the system architecture layout below.



Title	Languages: DE – German EN – English FR – French IT – Italian ES – Spanish ZH – Chinese	PCS 7 Docuportal	Service and Support Website	PCS 7 Software on an installed PC (depends on installed optional packages)	PCS 7 Manual Collection DVD (German, English and French only)
<b>Introduction</b>					
PCS 7 Product Brief	DE EN FR	√	√	√	√
<b>Process Control System PCS 7 Getting Started - For Novices</b>					
Description	DE EN	√	√	√	√
Library with preparatory CFC charts (adaptation of preset templates for MOTOR, VAVE and PIDCTRL)	DE EN	√	√	√	√
<b>Getting Started</b>					
PCS7 Getting Started - Part 1 V6.1	DE EN FR	√	√	√	√
PCS7 Getting Started - Part 2 V6.1	DE EN FR	√	√	√	√
<b>SIMATIC PCS 7 System Documentation</b>					
<b>Manuals Process Control System SIMATIC PCS 7</b>					
What's new in PCS 7 V6.1	DE EN FR	√	√	√	√
PCS 7 V6.1 - Released Modules	DE EN FR	√	√	√	√
PCS 7 Engineering System V6.1	DE EN FR	√	√	√	√
PCS 7 Operator Station V6.1	DE EN FR	√	√	√	√
PCS 7 BOX V6.1	DE EN FR	√	√	√	√
PCS 7 OS Web Option V6.1	DE EN FR	√	√	√	√
PCS 7 OS Process Control V6.1	DE EN FR	√	√	√	√
PCS 7 10 ms Time Stamps	DE EN FR	√	√	√	√
PCS 7 Fault tolerant	DE EN FR	√	√	√	√
PCS 7 PC-Configuration and Authorization V6.1	DE EN FR	√	√	√	√
Using SIMATIC IT to integrate MES functionality in PCS 7	DE EN	√	√	√	√
PCS 7 Service Support and Diagnostics	DE EN	√	√	√	√
Software Update without Utilization of the New Functions (PCS 7 V6.0 to V6.1)	DE EN FR	√	√	√	√

Title	Languages: DE – German EN – English FR – French IT – Italian ES – Spanish ZH – Chinese	PCS 7 Docuportal	Service and Support Website	PCS 7 Software on an installed PC (depends on installed optional packages)	PCS 7 Manual Collection DVD (German, English and French only)
Software Update with Utilization of the New Functions (PCS 7 V6.0 to V6.1)	DE EN FR	√	√	√	√
Software Update from PCS 7 V5.1 and V5.2 to V6.1	DE EN FR	√	√	√	√
@PCS7 V6.0 Interface to the Plant Operations Level	DE EN	√	√	√	√
<b>SIMATIC PCS 7 Product Documentation</b>					
<b>Manuals STEP 7 Programming Software</b>					
Getting Started Working with STEP 7 V5.3	DE EN FR IT ES	√	√	√	√
Programming with STEP 7 V5.3	DE EN FR IT ES	√	√	√	√
Configuring Hardware and Communication STEP 7 V5.3	DE EN FR IT ES	√	√	√	√
Statement List (STL) for S7-300/400	DE EN FR IT ES	√	√	√	√
Ladder Logic (LAD) for S7-300/400	DE EN FR IT ES	√	√	√	√
Function Block Diagram (FBD) for S7-300/400	DE EN FR IT ES	√	√	√	√
System Software for S7-300/400 System and Standard Functions	DE EN FR IT ES	√	√	√	√
System Software for S7-300/400 Standard Functions Part 2	DE EN FR IT ES	√	√	√	√
<b>Manuals Engineering Tools</b>					
PCS 7 Programming Instructions for Blocks V6.1	DE EN	√	√	√	√
PCS 7 Library V6.1	DE EN FR	√	√	√	√
CFC for S7 Continuous Function Chart V6.1	DE EN FR	√	√	√	√
SFC for S7 V6.1	DE EN FR	√	√	√	√
SFC-Visualization for S7 V6.1	DE EN FR	√	√	√	√
PCS 7 Faceplates V6.1	DE EN FR	√	√	√	√
SIMATIC DOCPRO: Creating Documentation	DE EN FR IT ES	√	√	√	√
<b>Manuals PDM Process Device Manager</b>					
SIMATIC PDM Authorization Instructions	DE EN FR IT ES	√	√	√	√

Title	Languages: DE – German EN – English FR – French IT – Italian ES – Spanish ZH – Chinese	PCS 7 Docuportal	Service and Support Website	PCS 7 Software on an installed PC (depends on installed optional packages)	PCS 7 Manual Collection DVD (German, English and French only)
SIMATIC PDM V6.0 Getting Started	DE EN FR IT ES	√	√	√	√
PDM V6.0 Process Device Manager	DE EN FR IT ES	√	√	√	√
<b>Manuals SIMATIC BATCH</b>					
Getting Started SIMATIC BATCH V6.1	DE EN FR	√	√	√	√
PCS 7 SIMATIC BATCH V6.1	DE EN FR	√	√	√	√
PCS 7 BATCH-Interface Blocks	DE EN FR	√	√	√	√
<b>Manuals SIMATIC Route Control</b>					
PCS 7 SIMATIC Route Control V6.1	DE EN FR	√	√	√	√
SIMATIC S7-PLCSIM V5.3	DE EN FR IT ES	√	√	√	√
S7ProSim V5.3	DE EN FR IT ES	√	√	√	√
SIMATIC Logon/Electronic Signature	DE EN FR IT ES ZH	√	√	√	√
Safety Matirx	DE EN	√	√		
<b>Manuals SIMATIC Automation System</b>					
<b>Manuals S7-300 Modules</b>					
Reference Manual S7-300 Programmable Controller Module Specification	DE EN FR IT ES	√	√		√
Manual Automation System S7-300 Fail-Safe Signal Modules	DE EN	√	√		√
Reference Manual S7-300, M7-300M Autom. Sys. I/O Modules with Intrinsically-Safe Signal	DE EN	√	√		√
FM 355 C Getting Started	DE EN FR IT	√	√		√
FM 355 S Getting Started	DE EN FR IT	√	√		√
Manual Controller Module FM 355	DE EN FR IT	√	√		√
Getting Started FM 355-2 C	DE EN IT	√	√		√
Getting Started FM 355-2 S	DE EN IT	√	√		√



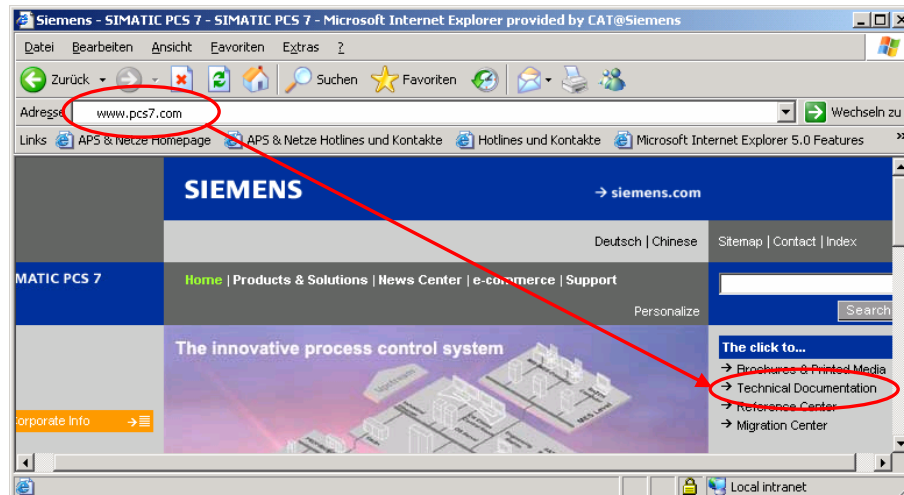
Title	Languages: DE – German EN – English FR – French IT – Italian ES – Spanish ZH – Chinese	PCS 7 Docuportal	Service and Support Website	PCS 7 Software on an installed PC (depends on installed optional packages)	PCS 7 Manual Collection DVD (German, English and French only)
Manual Temperature controller FM 355-2	DE EN IT	√	√		√
Manual CP 340 Point-to-Point	DE EN FR IT ES	√	√		√
Getting Started First Steps in Commissioning CP 340	DE EN FR IT ES	√	√		√
Manual CP 341 Point-to-Point	DE EN FR IT ES	√	√		√
Getting Started First Steps in Commissioning CP 341	DE EN FR IT ES	√	√		√
<b>Manual S7-400 Automation System</b>					
Reference Manual S7-400 CPU-Data	DE EN FR IT ES ZH	√	√		√
Reference Manual S7-400, M7-400 Programmable Controllers Module Specification	DE EN FR IT ES ZH	√	√		√
Installation Manual S7-400 and M7-400 Programmable Controllers Module Specification	DE EN FR IT ES ZH	√	√		√
Instruction List Automation System S7-400	DE EN FR IT ES ZH	√	√		√
Manual S7-400H - Fault-tolerant Systems	DE EN FR IT ES	√	√	√	√
Manual Programmable Controllers S7 F/FH Systems	DE EN	√	√	√	√
System Description Safety Engineering in SIMATIC	DE EN FR	√	√	√	√
Getting Started CP 441	DE EN FR IT ES	√	√		√
Manual Point-to-Point-Communication CP 441 Installation and Parameter Assignment	DE EN FR IT ES	√	√		√
Manual CP 444 Communication Processor Installation and Parameter Assignment	DE EN	√	√		√
Manual Communication with SIMATIC	DE EN FR IT ES	√	√		√

Title	Languages: DE – German EN – English FR – French IT – Italian ES – Spanish ZH – Chinese	PCS 7 Docuportal	Service and Support Website	PCS 7 Software on an installed PC (depends on installed optional packages)	PCS 7 Manual Collection DVD (German, English and French only)
<b>Manuals Distributed I/O</b>					
Manual Distributed I/O Device ET 200M	DE EN FR IT ES ZH	√	√		√
Reference Manual Signal Modules for Process Automation	DE EN FR IT ZH	√	√		√
Manual Distributed I/O Device ET 200X	DE EN FR IT ES	√	√		√
Manual Distributed I/O Device ET 200iS	DE EN FR	√	√		√
Manual Distributed I/O Device ET 200S	DE EN FR IT ES	√	√		√
Manual Diagnostic Repeater for PROFIBUS-DP	DE EN FR IT ES	√	√		√
Manual DP/AS-Link und Y-Link Bus Coupling	DE EN FR IT ES	√	√		√
Manual Distributed I/O Device DP/AS-i Link	DE EN FR IT ES	√	√		√
Manual DP/AS-Interface Link 20	DE EN FR IT ES	√	√		√
Manual DP/AS-Interface Link 20E	DE EN FR IT ES	√	√		√
<b>Manuals SIMATIC NET</b>					
Manual AS-Interface - Introduction and Basic Information	DE EN FR IT ES	√	√		√
Primer NCM S7 for Industrial Ethernet	DE EN FR IT ES	√	√		√
Manual NCM for Industrial Ethernet	DE EN FR IT ES	√	√		√
Manual and Quick Start Configuring PC-Stations with SIMATIC NCM PC	DE EN	√	√		√
Manual Twisted-Pair and Fiber-Optic Networks	DE EN	√	√		√
Manual for Triaxial Networks	DE EN	√	√		√
User Manual Industrial Ethernet OSM/ESM Network Management	DE EN	√	√		√
Manual PROFIBUS Networks	DE EN FR IT	√	√		√
Installation Instructions Softnet PG for Industrial Ethernet	DE EN	√	√		√

Title	Languages: DE – German EN – English FR – French IT – Italian ES – Spanish ZH – Chinese	PCS 7 Docuportal	Service and Support Website	PCS 7 Software on an installed PC (depends on installed optional packages)	PCS 7 Manual Collection DVD (German, English and French only)
<b>Manuels Communication Modules</b>					
Manual CP 342-2 / CP 343-2 P AS-Interface Master	DE EN FR IT ES	√	√		√
Introduction CP 1613 for Industrial Ethernet	DE EN	√	√		√
Manual Time-of-Day Functions of the CP 1613	DE EN	√	√		√
<b>SIMATIC PCS 7 Application packets</b>					
<b>CEMAT</b>					
Integrated System for Cement Plant Automation, Reference Manual Objects	DE EN	√	√		
Integrated System for Cement Plant Automation, Engineering Manual	DE EN	√	√		
Integrated System for Cement Plant Automation, Reference Manual System / Glossary	DE EN	√	√		
<b>Migration to SIMATIC PCS 7</b>					
TELEPERM M (details: see TELEPERM M Site)		√	√		
<b>APACS+</b>					
Industrial Ethernet Module (IEM) Users Guide, Edition 05/2004	DE EN	√	√		
Industrial Ethernet Module (IEM) Users Guide, Edition 09/2005	DE EN	√	√		
PCS 7/APACS+ OS Setup Guide for V6.1	EN	√	√		
PCS 7/APACS+ OS Symbols and Faceplates Users Guide for V6.1	EN	√	√		
PCS 7/APACS+ OS DBA Users Guide for V6.1	EN	√	√		
PCS 7/APACS+ Channel Users Guide for V6.1	EN	√	√		
PCS 7/APACS+ DBA Batch Users Guide for V6.1	EN	√	√		

## PCS 7 Docuportal

1. Open the website [www.pcs7.com](http://www.pcs7.com)
2. In the right window pane, in **The click to...** box, select **Technical Documentation**.



The **Technical Documentation** window opens.



3. In the tree view, select the required version of PCS 7.  
The manuals for the required version are displayed.

**SIEMENS** → siemens.com

International 中文 | Deutsch | Español | Français | Italiano Site Map | Contact Us | Index

Home | Products & Solutions | News Center | e-commerce | **Support** Login | Register [Advanced] Search

**Industrial Automation Systems SIMATIC**

- Info material
- ↓ **Technical Documentation**
  - **Manuals**
  - Specification Texts
- FAQs
- Training
- Tools & Demosoftware
- Image Database

**Technical Documentation SIMATIC® PCS 7, V6.1**

A complete range of operating instructions and manuals is available for our hardware and software components. We have broken them down by topic. Please select the topic area that suits your requirements.

→ [Overview of all technical documentation](#)  
→ [Further languages](#)

On this page:

**SIMATIC® PCS 7 V6.1**

- ↓ [Introduction](#)
- ↓ [Getting Started](#)
- ↓ [SIMATIC PCS 7 System Documentation](#)
- ↓ [SIMATIC PCS 7 Product Documentation](#)
  - ↓ [Manuals STEP 7 Programming Software](#)
  - ↓ [Manuals Engineering Tools](#)
  - ↓ [Manuals SIMATIC Automation System](#)
  - ↓ [Manuals Distributed I/O](#)
  - ↓ [Manuals SIMATIC NET](#)
- ↓ [SIMATIC PCS 7 Application software](#)
  - ↓ [CEMAT](#)
- ↓ [Migration to SIMATIC PCS 7](#)
  - ↓ [TELEPERM M](#)
  - ↓ [APACS](#)

Topics:	Languages:
<b>Introduction</b> <span style="float: right;">up ↗</span>	
PCS 7 Product Brief	<a href="#">DE</a> <a href="#">EN</a> <a href="#">FR</a>
PCS 7 Getting Started - For Novices	
Description	<a href="#">DE</a> <a href="#">EN</a>
Library with preparatory CFC charts (Adaptation of preset templates for MOTOR, VAVE and PIDCTRL)	<a href="#">DE</a> <a href="#">EN</a>
<b>Getting Started</b> <span style="float: right;">up ↗</span>	
PCS 7 Getting Started - Part 1 V6.1	<a href="#">DE</a> <a href="#">EN</a> <a href="#">FR</a>
PCS 7 Getting Started - Part 2 V6.1	<a href="#">DE</a> <a href="#">EN</a> <a href="#">FR</a>
<b>SIMATIC PCS 7 System Documentation</b> <span style="float: right;">up ↗</span>	
<b>Manuals SIMATIC PCS 7</b>	
What's new in PCS 7 V6.1	<a href="#">DE</a> <a href="#">EN</a> <a href="#">FR</a>
PCS 7 V6.1 - Released Modules	<a href="#">DE</a> <a href="#">EN</a> <a href="#">FR</a>

**Language Code**

<b>DE</b>	german
<b>EN</b>	english
<b>FR</b>	french
<b>IT</b>	italian
<b>ES</b>	spanish
<b>ZH</b>	chinese

**Documentation & Information**  
How to access, use, and register for PCS 7 updates

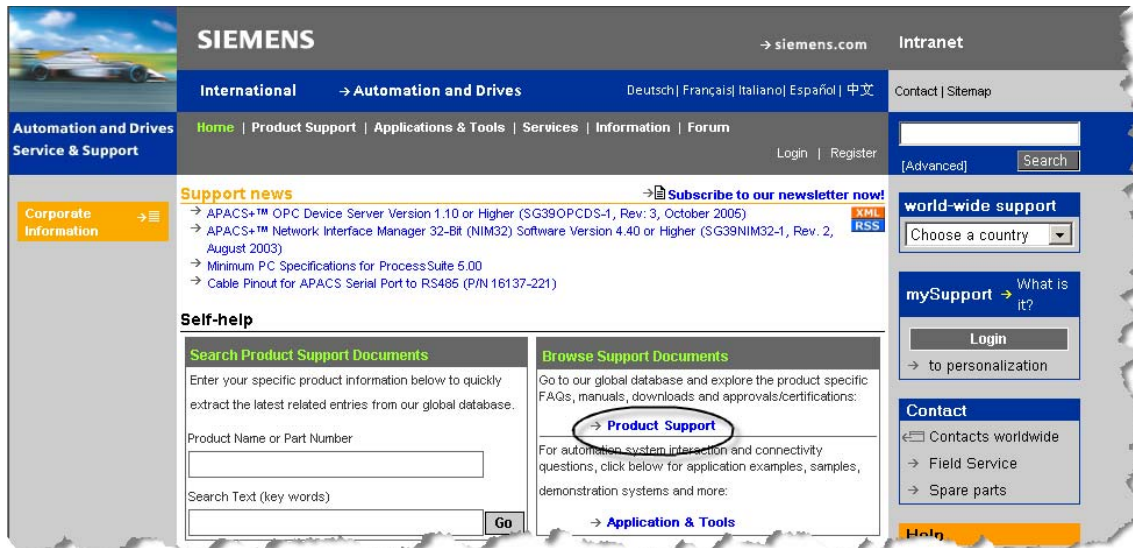
All about SIMATIC Industrial Automation Systems

- Pre sales info ▾
- Catalog & online ordering system ▾
- Technical Info ▾
- Support ▾
- Training ▾
- Contact & Partner ▾

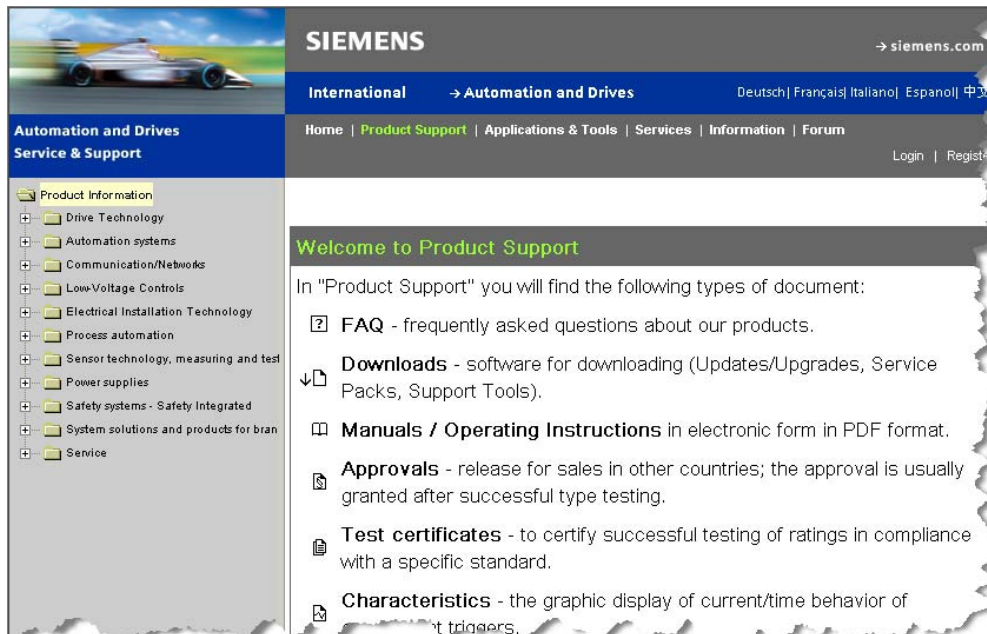
4. In the window pane, select the required category. The appropriate manuals are displayed.
5. Click on the required language for the manual. The download page opens.
6. Open or download the manual.

## Service & Support Website

1. Open the website <https://support.automation.siemens.com>
2. In the **Support documents** window pane, click **Product Support**.



The **Welcome to Product Support** window opens.



3. In the tree view, select **Product Information > Process automation > Process Control Systems > SIMATIC PCS 7 > Electronic documentation**.
4. Click the **Manuals** tab.  
The associated documents are displayed.

The screenshot shows the Siemens Intranet interface. The left sidebar contains a tree view with the following structure:

- Product Information
  - Drive Technology
  - Automation systems
  - Communication/Networks
  - Low-Voltage Controls
  - Electrical Installation Technology
  - Process automation
    - Process Control Systems
      - SIMATIC PCS 7
        - Electronic documentation** (circled)
        - Administration
        - Software Update Service
        - Operating System
        - Starter systems
        - Basic devices ES/OS Batch/IT
        - Engineering system
        - Operator system
        - Batch processes
        - SIMATIC Route Control
        - Asset Management
        - IT environment

The main content area shows a search bar and a list of document categories:

- Updates [3]
- Part No. [28]
- FAQ [1]
- Downloads [0]
- Approvals/Certificates [0]
- all Documents [63]
- Manuals [31]** (highlighted with an arrow)
- Test Certificates [0]
- Characteristics [0]

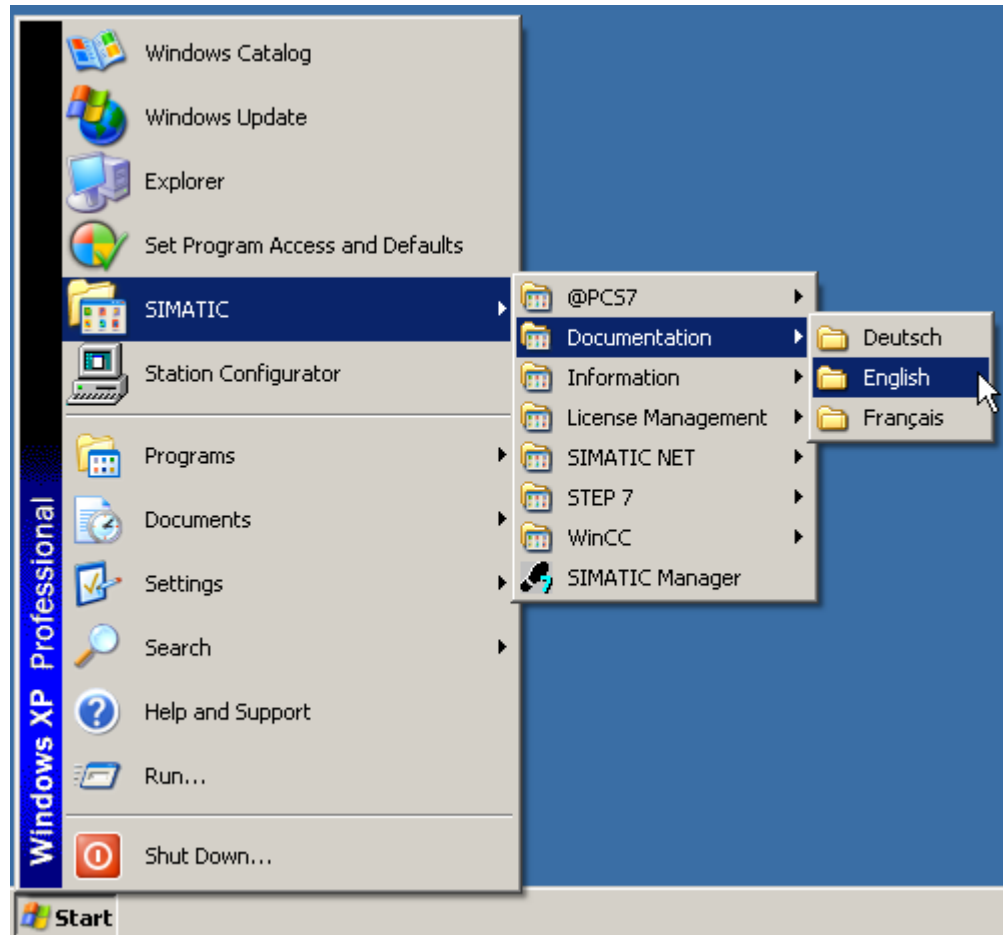
Below the categories, there is a search bar and a table of documents:

Documents in selected folder		
PCS 7 V6.1 - What's new		04/13/2005
Edition: 01/2005	21406304	
PCS 7 V6.1 BOX		08/17/2005
Edition: 07/2005	21405878	
Drawing number: A5E00353689-02		
PCS 7 V6.1 Operator Station		08/17/2005
Edition: 07/2005	21406982	
Drawing number: A5E00347064-02		
PCS 7 V6.1 Engineering System		08/17/2005
Edition: 07/2005	21407752	
Drawing number: A5E00346923-02		
PCS 7 V6.1 Released Modules		04/13/2005
Edition: 01/2005	21406982	

The right sidebar contains navigation links: Contact, News, and Help.

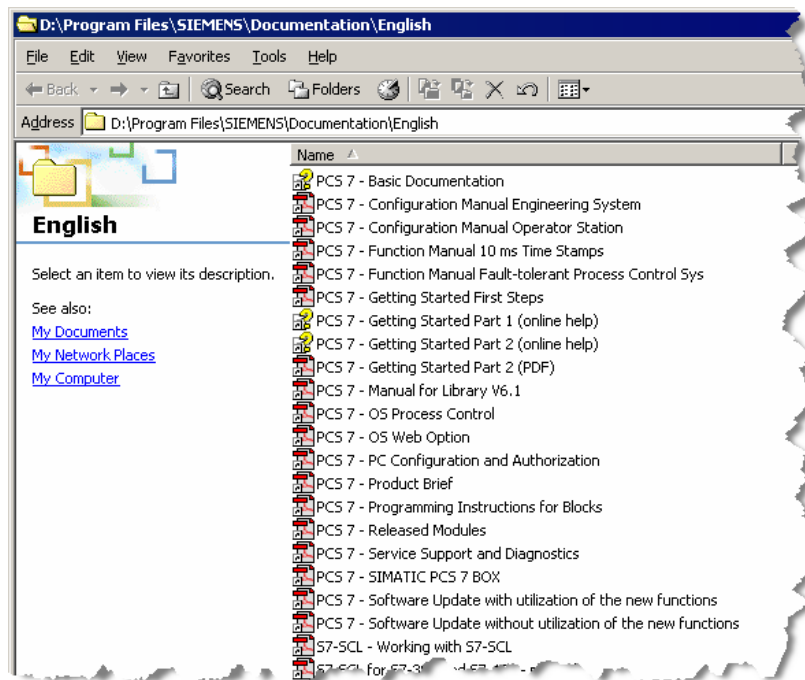
## PCS 7 Software on an Installed PC

1. Select the Windows command **Start > SIMATIC > Documentation > language**.



A list of available documentation & information opens.



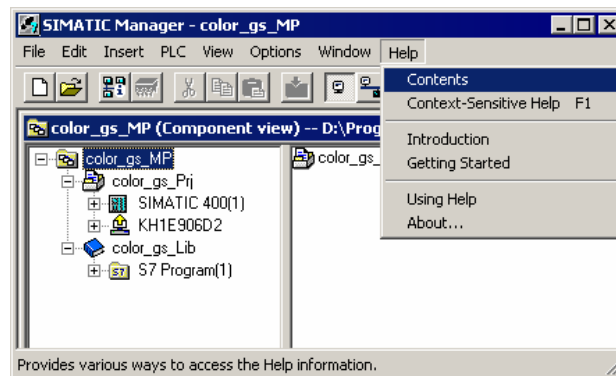


2. Double-click on the required documentation.

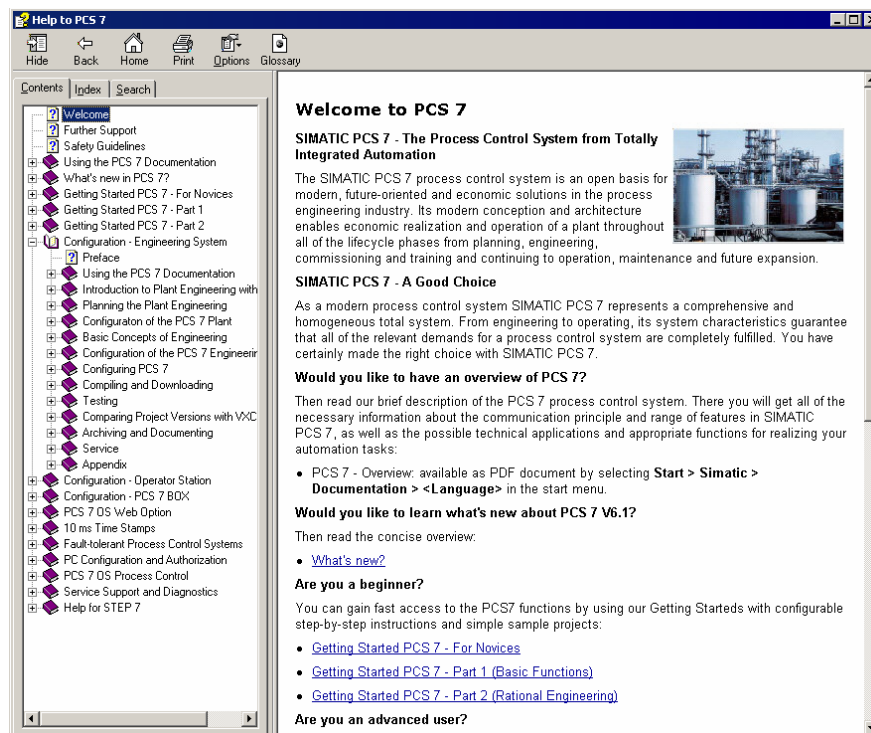
## SIMATIC Manager

The complete PCS 7 system documentation is available as an information system with full-text search and an index within SIMATIC Manager.

1. Open SIMATIC Manager.
2. Select menu command **Help > Contents**.



The **Welcome to PCS 7** page opens.



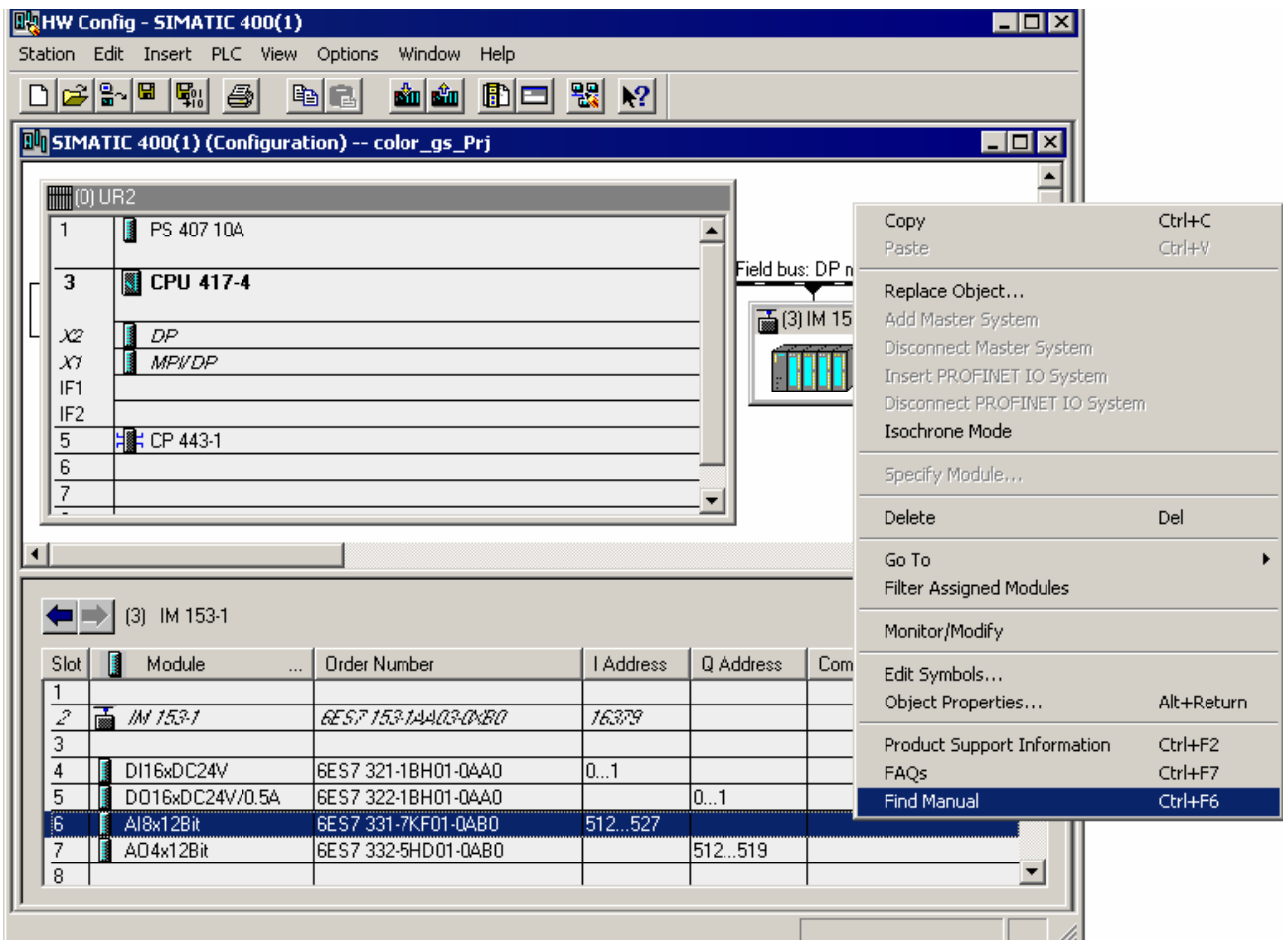
3. Click on the **Contents**, **Index**, or **Search** tab to find your information.

### Note

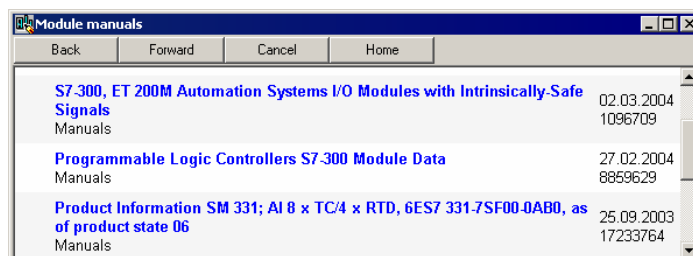
You can also find context-sensitive information by pressing the **F1** function key while running the program.

## HW Config

1. Open HW Config.
2. Select a hardware component.
3. Right-click the hardware component and select **Find Manual**.



A list of available documents opens.



4. Select the required documentation.

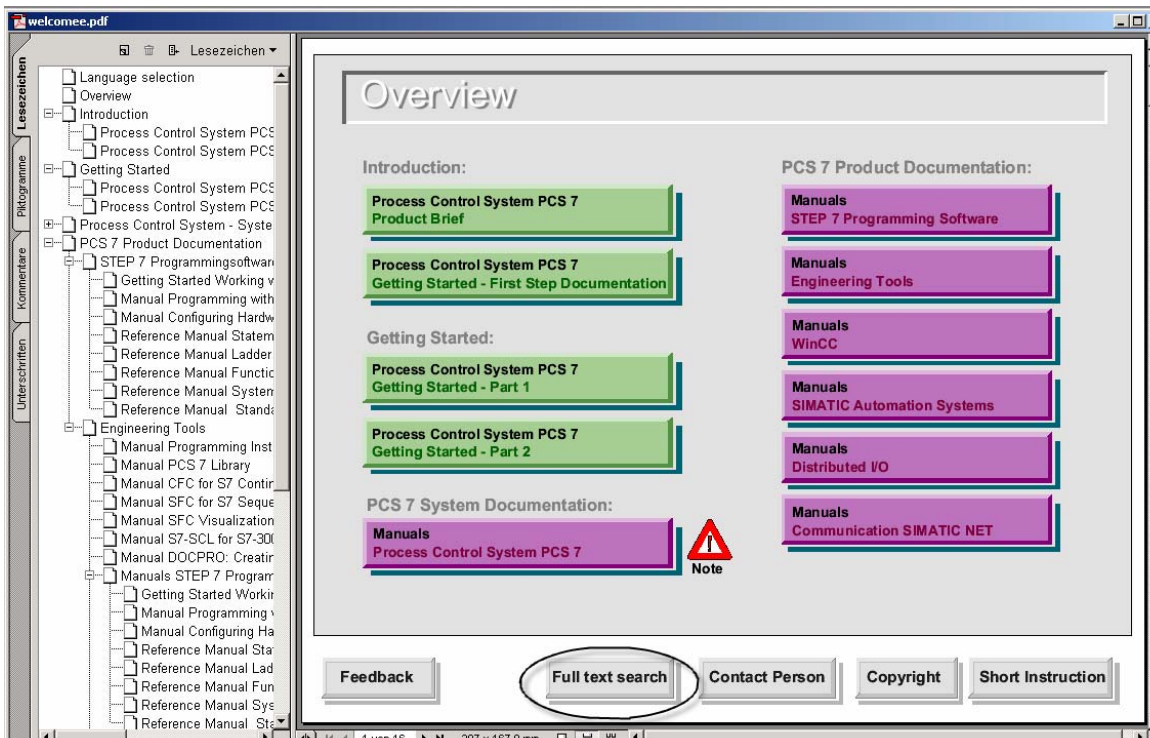
## PCS 7 Manual Collection DVD

All manuals for a PCS 7 version are available on the PCS 7 Manual Collection DVD, which includes a full-text search and an index of all of the documents. This DVD is free of charge with the Toolset DVD as of V6.1 SP1. There is a separate PCS 7 Electronic Manual CD for V6.0.

1. Click **Electronic Manuals**.



The **Overview** page opens.



2. Click the **Full text search** button.  
The **Search PDF** dialog box opens (example shown is from Acrobat V6.0).

Search PDF Hide

What word or phrase would you like to search for?

Where would you like to search?

In the current PDF document

All PDF Documents in

My Documents

In the index named INDEX\_B.PDX

Whole words only

Case-Sensitive

Search in Bookmarks

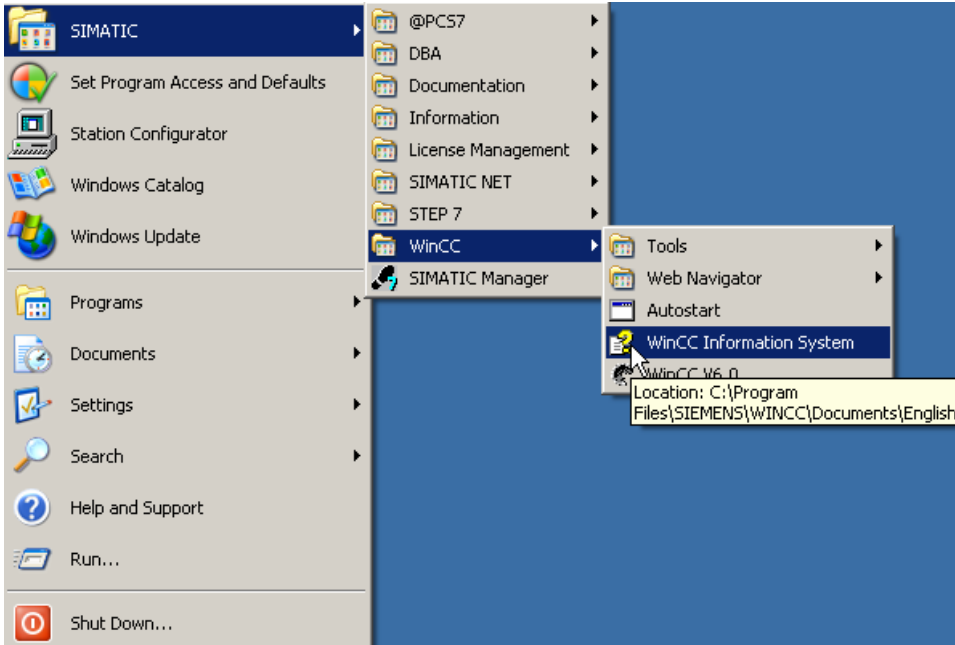
Search in Comments

Search

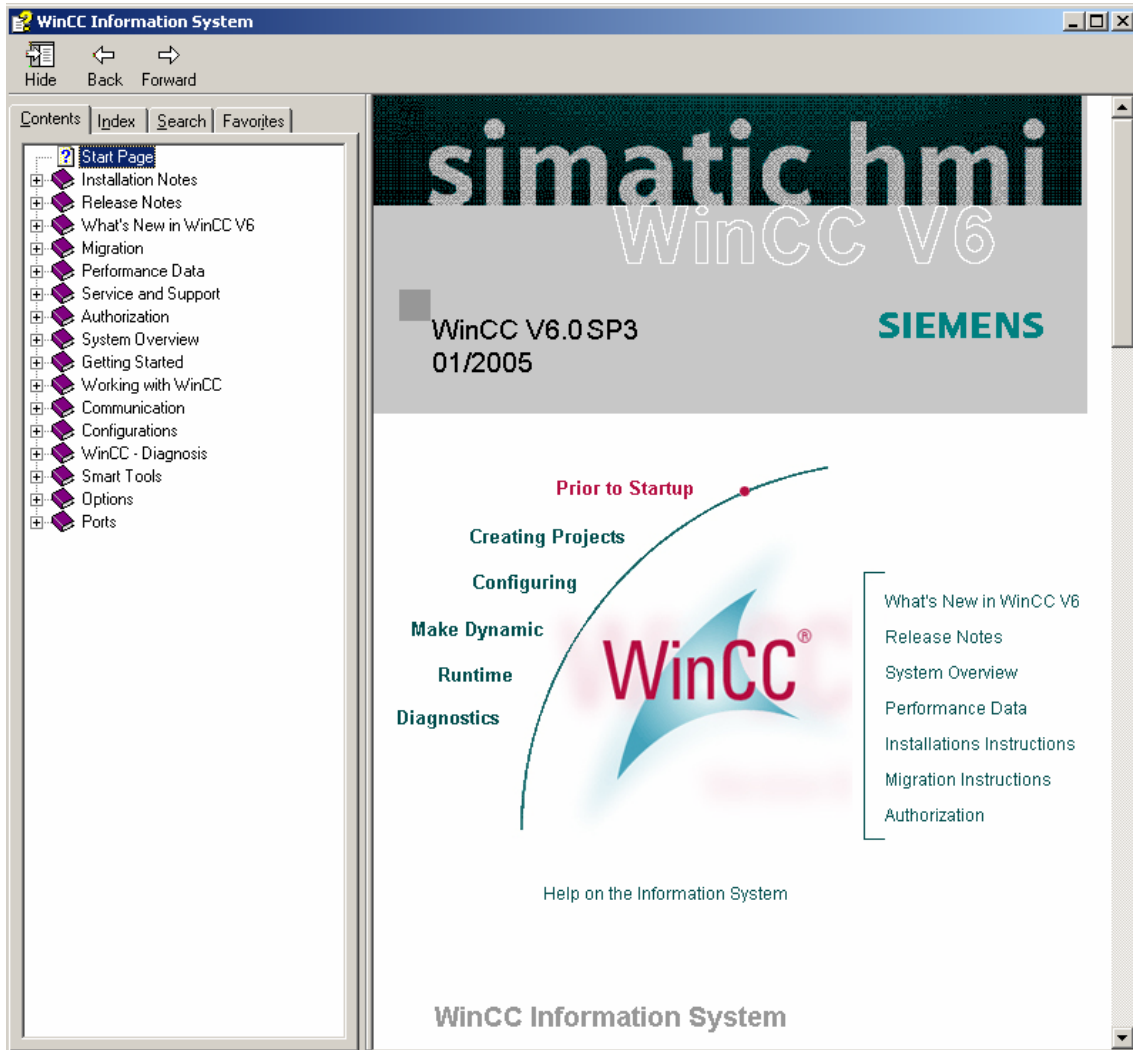
3. In the **What word or phrase would you like to search for?** edit box, enter the text string to search for.
4. Click the **Search** button.  
The search begins.

## WinCC Information System

From the Windows start menu, **Start > SIMATIC > WinCC > WinCC Information System**



The **WinCC Information System** window opens.





## Providing Feedback

We are interested in customer feedback.

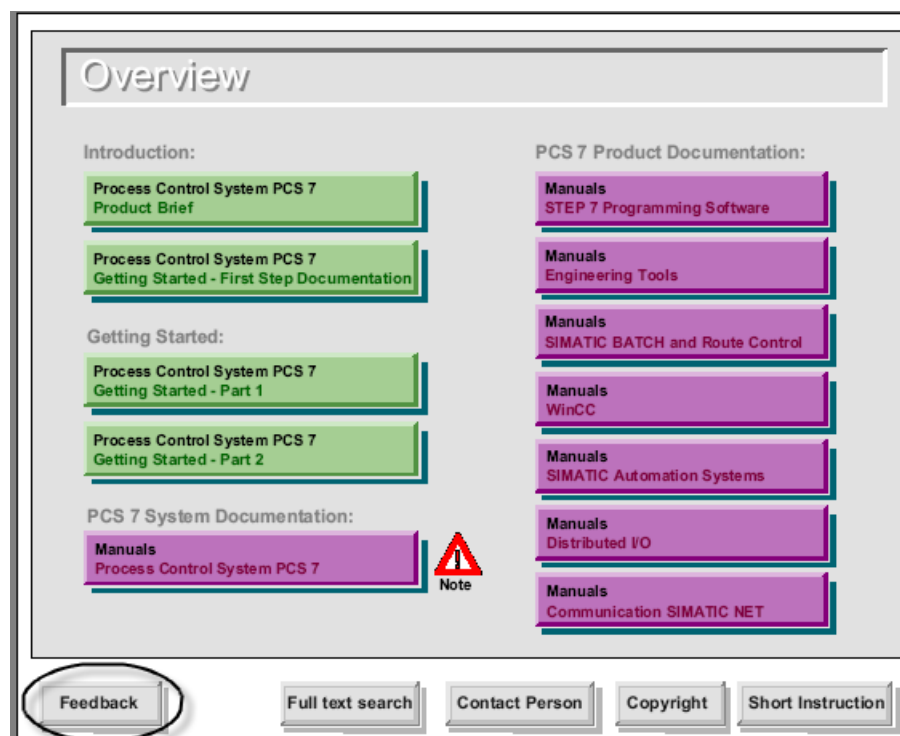
Your Siemens representative is eager to convey feedback about technical documentation.

There are also two direct methods of providing feedback to documentation specialists.

- A feedback form in PDF format is available on the PCS 7 Manual Collection DVD.
- The Service & Support portal includes an email entry form for providing feedback about technical publications.

### PDF Form

1. From the PCS 7 Electronic Manuals DVD, click **Electronic Manuals**. The **Overview** page opens.
2. From the **Overview** page, click the **Feedback** button.



The PDF form opens.

**SIEMENS**

Siemens AG  
A&D AS SM ID  
Östliche Rheinbrückenstr. 50  
D-76187 Karlsruhe  
Telefax: +49(721)595-2022  
<mailto:doku@ad.siemens.de>

**Your address**  
Name:  
Company:  
Position:  
Street:  
Postal code/area:  
Email:  
Phone:  
Fax:

**Your Opinion on the  
SIMATIC PCS 7 Process Control System Documentation**

We want to make our products more customer-friendly and we would be very glad for your support. Your comments and suggestions will help us to improve the quality and usability of our products. Please do spare some minutes to fill out the questionnaire and send it by Fax or post.

**How satisfactory was the PCS 7 Documentation Manual CD?**

excellent	good	satisfactory	poor	unsatisfactory
1 <input type="checkbox"/>	2 <input type="checkbox"/>	3 <input type="checkbox"/>	4 <input type="checkbox"/>	5 <input type="checkbox"/>

**1. How did you get to know about the CD?**

**2. How often do you use the CD?**  
 Frequently / daily     often / weekly  
 Once in a while / monthly     seldom

**3. How much experience do you have with PCS 7?**  
 Expert     Experienced User  
 Advanced     Beginner

**4. At what phase are you now?**  
 Gathering information     Project planning  
 Project creation     Commissioning  
 Maintenance     Service

**5. Was the information current enough?**  
 yes     there is room for improvement  
 not current enough

**6. Did you find incorrect or old service addresses? Please let us know:**

SIMATIC PCS 7 – Elektronik Manuals  
Feedback for Edition 07/2005

3. Select the required check boxes.
4. Mail the form to Siemens.

## Direct access via the Internet

1. Open the website <https://support.automation.siemens.com>
2. In the **Support Documents** window pane, click **Product Support**.  
The **Product Support** window opens.
3. In the tree view, select **Product Information > Process Automation > Process Control Systems > SIMATIC PCS 7 > Electronic Documentation**.
4. Click the **Manuals** tab.  
The associated documents are displayed.
5. Select a document.  
The document access window opens.
6. Click **Suggestion for the entry**.

The screenshot shows the Siemens support website interface. The top navigation bar includes the Siemens logo, language options (Deutsch, Français, Italiano, Español, 中文), and a search bar. The main navigation menu is on the left, with a tree view showing the path: Product Information > Process Control Systems > SIMATIC PCS 7 > Electronic documentation. The main content area displays a document titled 'Exclusion of Liability' with an entry ID of 21406304 and a date of 04/13/2005. Below the document title, there are two buttons: 'as helpful' (green) and 'as not helpful' (red). A red circle highlights the 'Suggestion for the entry' link, which is part of a 'more Languages' dropdown menu. Other links include 'Copy link' and 'Send entry'. The footer contains copyright information for Siemens AG 2005.

The **Comments and suggestions on document** window opens.

Comments and suggestions on document-ID: 21406304 in Service& Support

**Notes:**  
This Feedback Form is intended for **suggestions and comments** regarding **this document**. You would be very much of assistance to us, if you send your questions relating to our products and systems directly to our **Technical Support**. For this purpose, please use the [Support Request](#).

Re: PCS 7 V6.1 - What's new

Name:

Telephone number:

E-mail:

Comments / suggestions:

Send copy of this e-mail to mail address entered above.

7. Complete the form.
8. Click the **Send** button to email the form to Siemens.

## Registering for Documentation & Information Updates

Documentation & Information updates are announced by means of the Automation Newsletter system, which sends, directly to your email address, the latest news about the topics you select. After you have registered for our free service, you can set your own personal delivery options.

1. Open the website <https://support.automation.siemens.com>
2. Below the main menu bar, click **Register**.



The **Register free of charge for Siemens Automation and Drives Services:** window opens.

**SIEMENS** → siemens.com Intranet

International → Automation and Drives Deutsch | Français | Italiano | Espanol | 中文 Contact | Sitemap

Automation and Drives Service & Support Home | Product Support | Applications & Tools | Services | Information | Forum Login | Register [Advanced]

**Register free of charge for Siemens Automation and Drives Services:**

**Why register?**  
 With the central registration at Siemens Automation and Drives you register once and can use free of charge the full offer without having to re-enter you data.

**For the Service and Support offer this means...**

**Subscription to Newsletters**  
 With the Automation& Drives Newslettersystem you get current news on selected themes delivered into your Mailbox directly.

**Fast use of the A&D Support Requests**  
 You enter your personal data only once and we provide them to you again in our forms via the Support Request. Thus, you do not waste time in re-entering them in each form and save time for more important things.

**Direct access to our A&D Forum**  
 As mySupport-User you automatically have direct access to our Forum and the possibility to actively participate in our Forum.

**Use of "myTree" – You personal Product Tree**  
 As mySupport-User you have the possibility to have displayed only those products and services from the wide range of A&D Spectrum which are important for you. Thereby you always retain your overview and find your desired information quicker.

**Furthermore, you can**

- Order info material and brochures free of charge
- Shop in our A&D Mall

**Please enter your data for central registration:**

Access Data **myAVC**

Title  Mr  Mrs/Ms

**Surname \***

**First Name \***

**e-Mail \***

**Telephone \***  e.g. +44 (161) 495 6400

**Company \***

Department

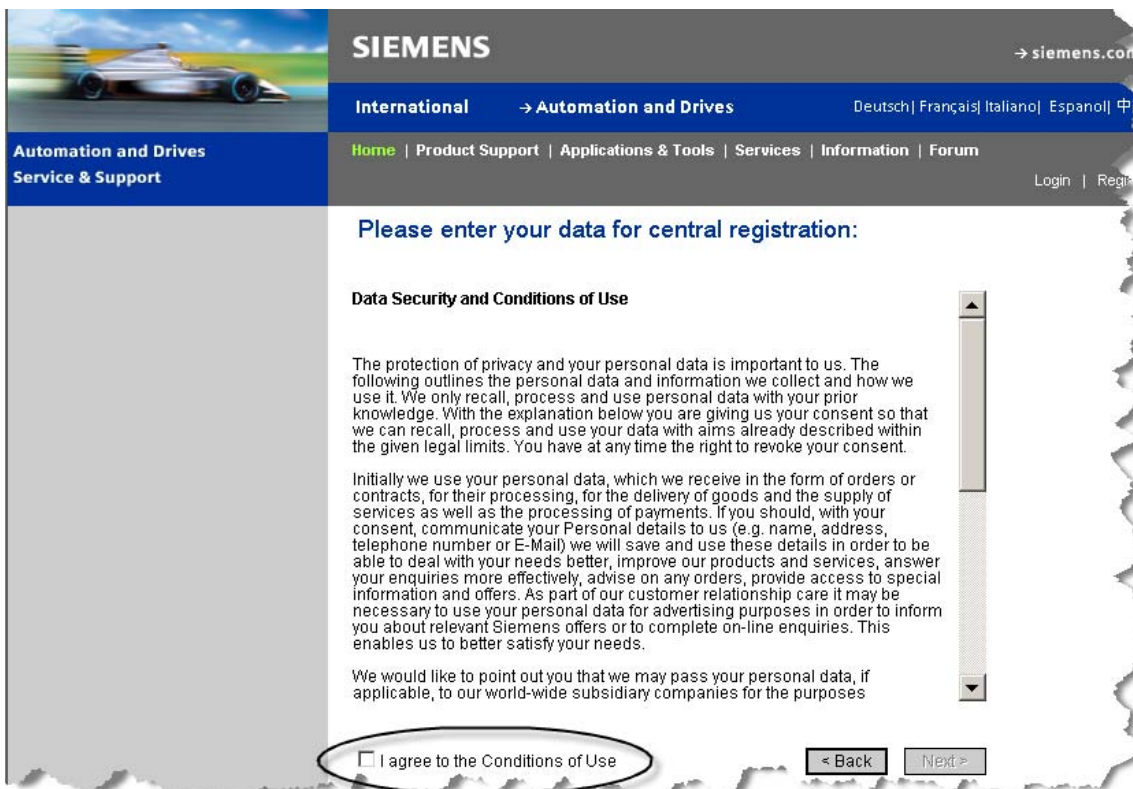
**Street \***

**Postal Code \***

**Town \***

**Country \***

3. Complete the Required\* fields.  
 Click the **Next** button.  
 The **Please enter your data for central registration:** window opens.



4. Read the **Data Security and Conditions of Use** policy.

Select the **I agree to the Conditions of Use** check box.

Click the **Next** button.

The **Please enter your data for central registration:** window opens to a page describing access areas.



5. Click the **Finish** button.

You will receive an email with a link to confirm your registration, including a login ID and a temporary password. If you do not log on within 48 hours, your data will be purged automatically. The email includes a message like the following:

In order to confirm your free registration with A&D Service & Support Portal (Newsletter, Forum, Support-Request, myTree...), you must register once with your personal password.

Please click on the link below, in order to confirm the registration.

[https://www.automation.siemens.com/registration/RegConfirm.aspx?app=CS&rf=CS\\_STANDARD&lang=en&uid=mwwImYPeU7gvpnbCHhk7RPZPBZ92qKXfizPBuuJBp4TeEWzMsEIexA%3d%3d&ret=https%3a%2f%2fsupport.automation.siemens.com%2fWW%2fillisapi.dll%3ffunc%3dcslib.csinfo2%26lang%3den](https://www.automation.siemens.com/registration/RegConfirm.aspx?app=CS&rf=CS_STANDARD&lang=en&uid=mwwImYPeU7gvpnbCHhk7RPZPBZ92qKXfizPBuuJBp4TeEWzMsEIexA%3d%3d&ret=https%3a%2f%2fsupport.automation.siemens.com%2fWW%2fillisapi.dll%3ffunc%3dcslib.csinfo2%26lang%3den)

Your Login: [your email address will be here](#)  
Your Password: [your temporary password will be here](#)

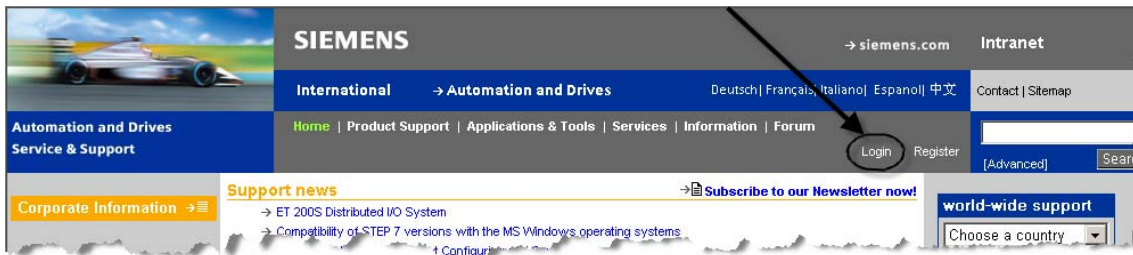
If you do not log on within 48 hours, your data will be purged automatically.

Your Siemens A&D Webteam

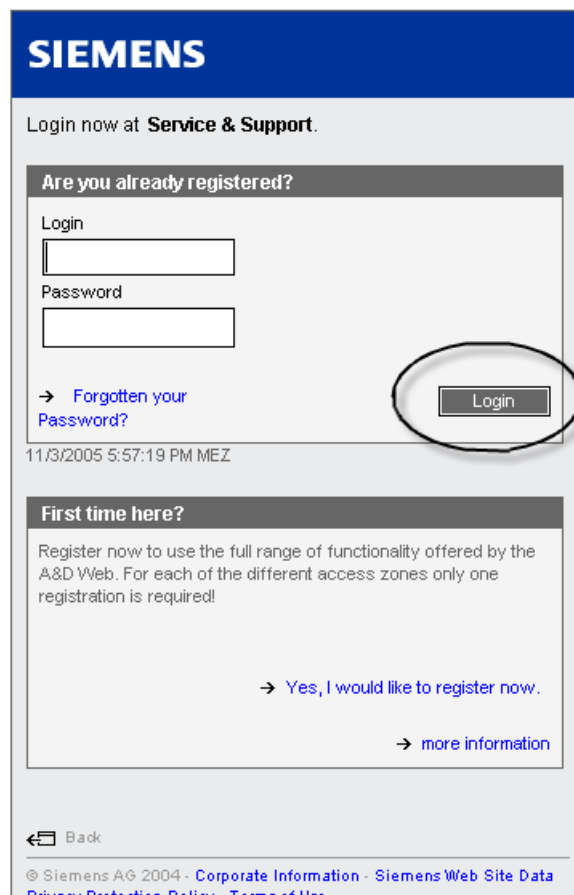
6. Click the link in the email.  
A web page opens to its main menu.



7. Below the main menu bar, click **Login**.



The **Login** window opens.



8. Enter your **Login** and **Password** from the email.  
Click the **Login** button.  
The **Change Password** window opens.

**SIEMENS**

**Change password**

Login

Password (new):

Confirm (new) Password:

**OK**

**⚠** The password must be at least 8 characters long. It must contain at least one

- capital letter (A-Z)
- lower case letter (a-z)
- number (0-9)
- special character.

Back

© Siemens AG 2004 - [Corporate Information](#) - [Siemens Web Site Data Privacy Protection Policy](#) - [Terms of Use](#)

9. Enter your **Login**, **Password (new)**, **Confirm (new) Password**.

Your Password must be at least 8 characters long. It must contain at least one:

- capital letter (A-Z)
- lower case letter (a-z)
- number (0-9)
- special character

10. Click the **OK** button.

The **Change Password** window opens to indicate that **Your password was successfully changed**.

Click the **Next** button.

**SIEMENS**

**Change Password**

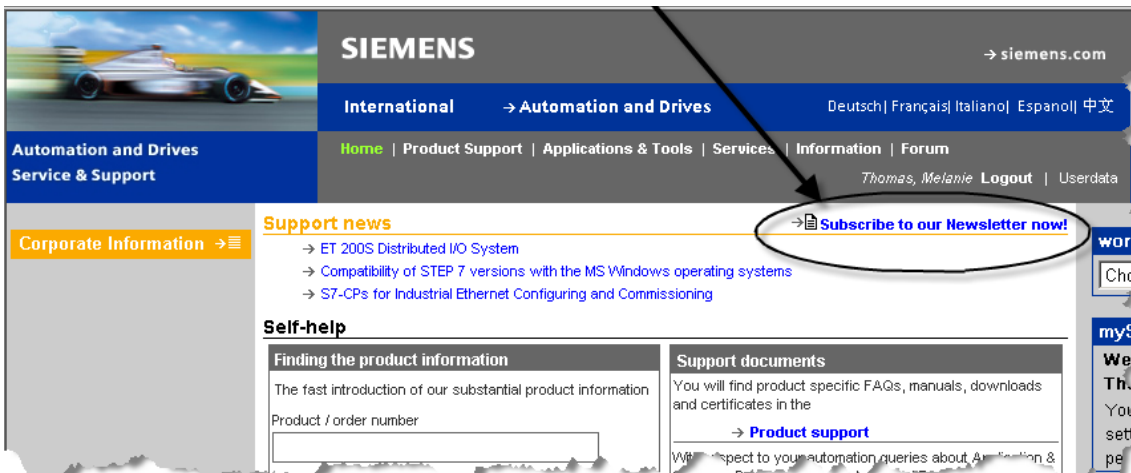
Your password was successfully changed.

**Next >**

Back

© Siemens AG 2004 - [Corporate Information](#) - [Siemens Web Site Data Privacy Protection Policy](#) - [Terms of Use](#)

The main menu opens.



11. Click **Subscribe to our Newsletter now!**

The **Newsletter** window opens.

The screenshot shows the Siemens website's newsletter registration interface. The top navigation bar includes the Siemens logo, language options (Deutsch, Français, Italiano, Español, 中文), and a 'Contact' link. The main content area is titled 'Higher-level topics' and lists several newsletter options, each with a checkbox and a 'Preview' link. Below this, the 'Product Support' section is expanded, showing a detailed list of topics with checkboxes. A 'Save' button is circled at the bottom of the list. The left sidebar contains navigation links for 'Automation and Drives', 'Products & Solutions', 'Service & Support', 'Magazines', 'Training', 'Local Newsletters', and 'Internal Newsletters'.

Higher-level topics	Preview	Archive
<input checked="" type="checkbox"/> <b>A&amp;D AS CS-Info (intranet)</b>	<input type="checkbox"/> HTML / Text	<a href="#">→ Archive</a>
<input checked="" type="checkbox"/> <b>A&amp;D Service &amp; Support MC Info (INTRANET) (intranet)</b> Weekly informations about new A&D Service & Support MC Information (formerly: Service Manager Info).	<input type="checkbox"/> HTML / Text	<a href="#">→ Archive</a>
<input checked="" type="checkbox"/> <b>MC SINUMERIK documentation newsletter (intranet)</b> Information about new published documentation	<input type="checkbox"/> HTML / Text	<a href="#">→ Archive</a>
<input checked="" type="checkbox"/> <b>Motion Control IT-Security</b> This newsletter informs about IT security issues for Motion Control System SIMOTION / SINUMERIK CNC Automation Systems and compatibility of Microsoft Security Updates.	<input type="checkbox"/> HTML / Text	<a href="#">→ Archive</a>
<input checked="" type="checkbox"/> <b>Service &amp; Support - NEWS</b> News for Service, Support and Tools	<input type="checkbox"/> HTML / Text	<a href="#">→ Archive</a>
<input checked="" type="checkbox"/> <b>Service &amp; Support - NEWS (intranet)</b> News for Service, Support and Tools	<input type="checkbox"/> HTML / Text	<a href="#">→ Archive</a>
<input checked="" type="checkbox"/> <b>SIMATIC expert communication (intranet)</b>	<input type="checkbox"/> HTML / Text	<a href="#">→ Archive</a>

Product Support	Preview	Archive
You are now in the Intranet view. Here you can view both the entries released for the Internet and those intended only for internal use on the Intranet. Two packages with the following contents can be selected per topic: - Package1 (left): FAQs, downloads, update, modification logbook - Package2 (right): manuals, approvals, test certificates, characteristics		
<input checked="" type="checkbox"/> <b>Drive Technology</b>		
<input checked="" type="checkbox"/> <b>Automation systems</b>		
<input checked="" type="checkbox"/> <b>Communication Networks</b>		
<input checked="" type="checkbox"/> <b>Low-Voltage Controls</b>		
<input checked="" type="checkbox"/> <b>Electrical Installation Technology</b>		
<input checked="" type="checkbox"/> <b>Process automation</b>		
<input checked="" type="checkbox"/> <b>SIMATIC PCS 7</b>	<input type="checkbox"/> HTML / Text	<a href="#">→ Archive</a>
<input checked="" type="checkbox"/> <b>Add-ons for SIMATIC PCS 7</b>	<input type="checkbox"/> HTML / Text	<a href="#">→ Archive</a>
<input checked="" type="checkbox"/> <b>SIMATIC PCS/PCS 7 OSx</b>	<input type="checkbox"/> HTML / Text	<a href="#">→ Archive</a>
<input checked="" type="checkbox"/> <b>APACS+ Process Control System</b>	<input type="checkbox"/> HTML / Text	<a href="#">→ Archive</a>
<input checked="" type="checkbox"/> <b>QUADLOG Process Control System</b>	<input type="checkbox"/> HTML / Text	<a href="#">→ Archive</a>
<input checked="" type="checkbox"/> <b>BRAUMAT/SISTAR</b>	<input type="checkbox"/> HTML / Text	<a href="#">→ Archive</a>
<input checked="" type="checkbox"/> <b>Process Instrumentation</b>	<input type="checkbox"/> HTML / Text	<a href="#">→ Archive</a>
<input checked="" type="checkbox"/> <b>Process Analytics</b>	<input type="checkbox"/> HTML / Text	<a href="#">→ Archive</a>
<input checked="" type="checkbox"/> <b>Weighing Systems</b>	<input type="checkbox"/> HTML / Text	<a href="#">→ Archive</a>
<input checked="" type="checkbox"/> <b>Sensor technology, measuring and test engineering</b>		
<input checked="" type="checkbox"/> <b>Power supplies</b>		

Applications & Tools	Preview	Archive
<input checked="" type="checkbox"/> <b>Applications &amp; Tools</b>		

**Save**

12. Select your newsletter topics.

13. Click the **Save** button.