




ENVIRONMENTAL PRODUCT DECLARATION

# SINAMICS S210

## Single-axis Servo Drive

Type II according to ISO 14021 including life cycle impact assessment (LCIA)



# SIEMENS

# General information

This environmental product declaration (EPD) is based on the international standard ISO 14021 ("Environmental labels and declarations – Self declared environmental claims – Type II environmental labelling"). The data in this EPD has been evaluated on a full-scale life cycle assessment (LCA) study according to ISO 14040/44, taking into account the product category rules (PCR) for electronic and electrotechnical products and systems defined in EN 50693, as well as product specific rules (PSR) for low-voltage switchgear and control gear equipment in IEC TS 63058 ED1.0

Siemens is dedicated to an environmentally conscious design of its products in line with IEC 62430 and has implemented an integrated management system according to ISO 9001, ISO 14001 and ISO 45001.

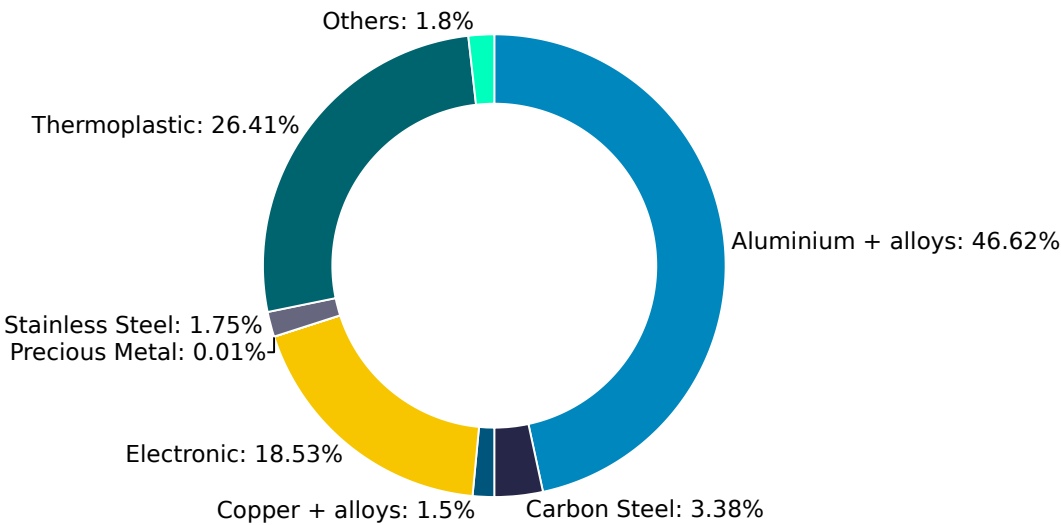
Products	SINAMICS S210 Single axis AC/AC servo drive system in frame sizes A, B, C, voltage classes 200V...480V 3AC (0.4 kW-7 kW) in IP20 degree of protection.
Represented by the reference product	6SL5310-1BE10-8DF0, 0.75kW, 3AC 200V...480V, IP20, PROFINET
Product Description	SINAMICS S210 200...480V 3AC servo drive, safety & security integrated, IP20, generic I/O module, PROFINET, TCP/IP interfacing, EtherNet/IP fieldbus.
Functional Unit	Speed, torque and position control of SIMOTICS S-1FK2, 1FT2, 1FS2 servo motor. Calculation of the environmental impacts is based on 15 years of product service lifetime. This value cannot be equated with the minimum, average or individual life time. <sup>1</sup>

<sup>1</sup> The lifetime value used for calculation is a reference value and does not equate with the minimum, average or real life time.

# Material composition

The following chart outlines the overall material composition of the calculated reference product without packaging. Product weight of 2.1 kg adds up with packaging weight of 0.31 kg to a total weight of 2.41 kg. Packaging consists of: Corrugated box (average composition), Graphic paper.

Product Weight 2.1 kg



# Substance assessment

At Siemens, we are committed to the development and production of environmentally sound and sustainably produced equipment. This includes avoiding hazardous substances in our products without compromising their benefits for our customers. Please visit the following website to learn more about how we comply with product-related environmental regulations like RoHS, REACH, WEEE and others: [Product Related Environmental Protection](#)

## Life cycle stages and reference scenarios

Scenarios		
<div></div> <div><b>Manufacturing</b></div> <div><p>This stage covers the extraction of natural resources, production of raw materials, manufacturing, packaging, and transportation.</p></div>	<div></div> <div><b>Distribution and Operation</b></div> <div><p>This stage covers the product's distribution, installation, use, and maintenance. Different operating conditions can lead to deviations from the reference scenario.</p></div>	<div></div> <div><b>End-of-Life</b></div> <div><p>This stage covers the disassembly or shredding and material recycling of all recyclable materials, as well as energy recovery, thermal treatment and the disposal of all other materials.</p></div>
<div><b>Energy model used:</b> China (standard mix), Europe (standard mix), Germany (standard mix), Germany (Thermal energy from biogas)</div> <div><b>Transportation model:</b> Road Truck (7.5 t-12 t) 1000.0 km</div>	<div><b>Energy model used:</b> Europe (standard mix)</div> <div><b>Distribution scenario:</b> Container ship (Suezmax 160000 DWT 18500 TEU) 19000 km, Truck (7.5 t-12 t) 1000 km</div> <div><b>Use Scenario:</b> Operation profile is defined by 4 operational points (OP): OP1 : 10% of time at 50% speed and 200% torque OP2: 5% of time at 100% speed and 50% torque OP3: 60% of time at 50% speed and 50% torque OP4: 25% of time at 0% speed and 0% torque Lifetime 15 years and 5000h/year</div>	<div><b>Energy model used:</b> GLO</div> <div><b>End-of-Life methodology:</b> Avoided burden (net-scrap calculation)</div>

# Key environmental performance indicators

The following impact categories characterize the product's environmental footprint. They have been calculated with LCIA methodology EF3.1; LCA tool: Green Digital Twin (GDT), Database: One Siemens LCA Database (based on MLC CUP 2023.2, formerly GaBi).

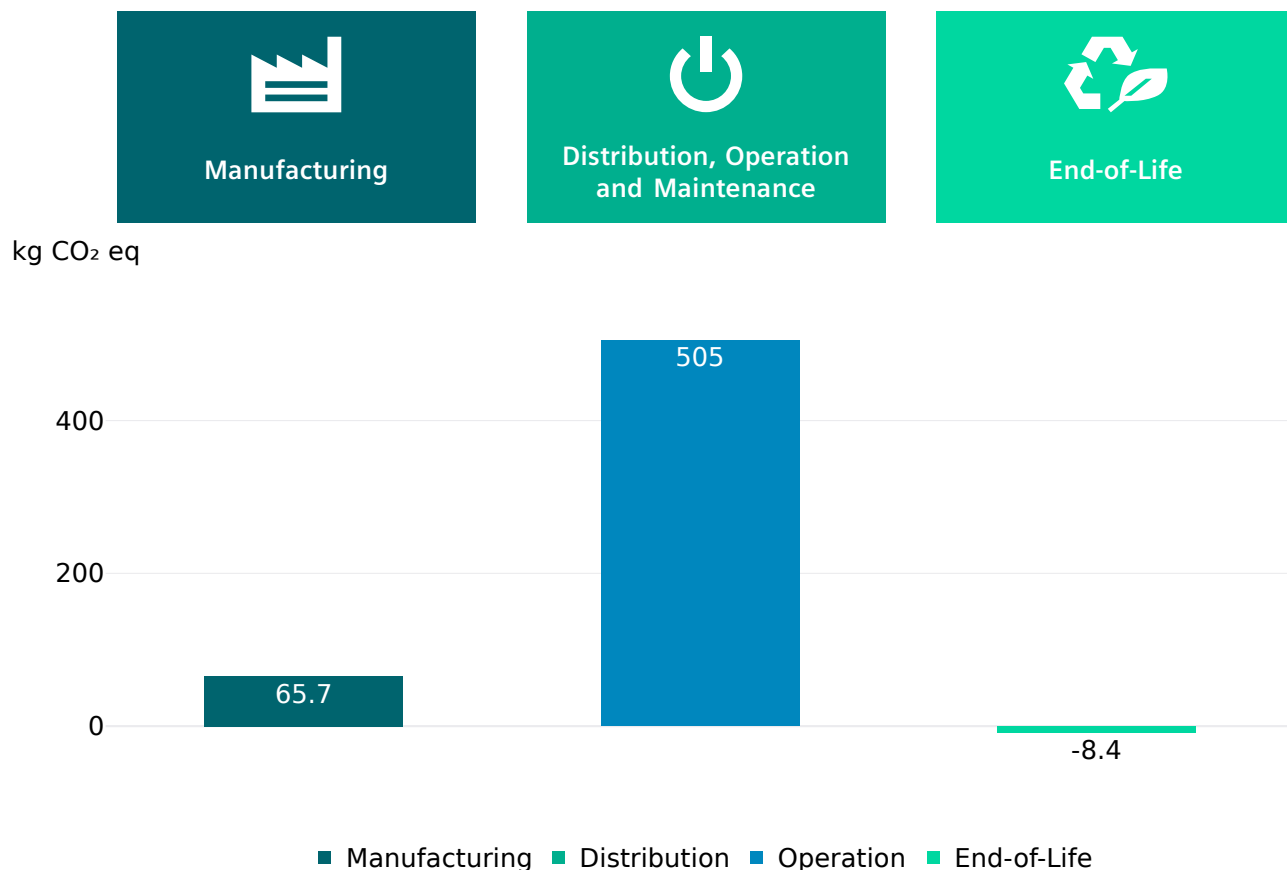
To ensure the high quality and completeness of the LCA results, Primary Data have been used whenever possible. Datasets for resources, such as electrical energy or natural gas, are chosen from the region where the device is produced and assembled. If primary data are not available, datasets reflecting state-of-the-art manufacturing technology are considered.

For products belonging to the same homogeneous product family range the following extrapolation criteria (Appendix) can be used to module their climate change impact in kg CO<sub>2</sub> eq. The rest of the listed impacts will be determined in the following version of the EPD.

Impact Category	Unit	Total	Manufacturing	Distribution	Operation	End of life
Acidification	Mole of H+ eq	1.32E+0	3.34E-1	9.21E-3	1.07E+0	-9.01E-2
Climate change – total	kg CO <sub>2</sub> eq	5.63E+2	6.57E+1	7.91E-1	5.05E+2	-8.42E+0
Climate change – fossil	kg CO <sub>2</sub> eq	5.58E+2	6.50E+1	7.84E-1	5.01E+2	-8.41E+0
Climate change – biogenic	kg CO <sub>2</sub> eq	5.06E+0	6.32E-1	1.65E-3	4.43E+0	-8.11E-3
Climate Change, land use and land use change	kg CO <sub>2</sub> eq	9.86E-2	4.84E-2	5.02E-3	5.46E-2	-4.42E-3
Ecotoxicity, freshwater – total	CTUe	3.36E+3	4.67E+2	7.40E+0	2.92E+3	-3.97E+1
Eutrophication, freshwater	kg P eq	2.40E-3	5.25E-4	2.04E-6	1.88E-3	-5.42E-6
Eutrophication, marine	kg N eq	3.05E-1	5.70E-2	2.34E-3	2.56E-1	-1.01E-2
Eutrophication, terrestrial	Mole of N eq	3.20E+0	6.08E-1	2.59E-2	2.67E+0	-1.11E-1
Human toxicity, cancer – total	CTUh	1.78E-7	2.65E-8	1.46E-10	1.55E-7	-3.26E-9
Human toxicity, non-cancer – total	CTUh	3.17E-6	7.85E-7	6.00E-9	2.47E-6	-8.88E-8
Ionising radiation, human health	kBq U235 eq	2.81E+2	4.78E+0	2.58E-3	2.77E+2	-1.04E+0
Land Use	dimensionless (pt)	4.59E+3	4.58E+2	3.09E+0	4.14E+3	-1.10E+1
Ozone depletion	kg CFC-11 eq	3.76E-8	2.84E-8	8.74E-14	9.25E-9	-6.07E-11
Particulate matter	Disease incidences	1.22E-5	4.06E-6	1.57E-7	8.98E-6	-1.01E-6
Photochemical ozone formation, human health	kg NMVOC eq	8.21E-1	1.64E-1	6.54E-3	6.82E-1	-3.16E-2
Resource use, fossils	MJ	1.13E+4	8.97E+2	1.04E+1	1.05E+4	-1.16E+2
Resource use, mineral and metals	kg Sb eq	3.65E-3	6.34E-3	3.81E-8	7.74E-5	-2.77E-3
Water use	m <sup>3</sup> water eq deprived water	1.23E+2	1.56E+1	6.95E-3	1.10E+2	-2.29E+0

# Climate change

This chart shows the overall impact of the product on climate change – total. The operations phase is the lifecycle phase with the biggest overall impact. Different operating conditions can lead to deviations from the reference scenario. The distribution stage of the reference product is not shown in the chart due to its relatively small contribution to climate change and its impact is included in the operation bar.



## End-of-Life results

The end-of-life stage considers the recyclability rates of metal, plastics contents and minimum disposal rates according to the guidelines IEC TR 62635:2012 for end-of-life information provided by manufacturers and recyclers and for recyclability rate calculation of electrical and electronic equipment.



It leads to:

- an overall **product recyclability of up to 57%** mainly due to metal content
- an **energy recoverability of up to 28%** from plastic materials
- a **minimum disposal rate of 15%**

The exact final values depend on the used recycling process and add up to 100%.

**Note:** The device should not be disposed of as unsorted municipal waste. Special treatment for specific components may be mandated by law or recommended for environmental reasons. Observe all local and applicable laws.

# Appendix

For other MLFBs covered by this EPD under SINAMICS S210 400V homogenous product family, the climate change impact (CC) in kg CO<sub>2</sub> eq. of the manufacturing, operation phase and the end of life phase are listed in the Table 1.

## For the operation phase

The climate change in kgCO<sub>2</sub>eq was derived for 400V and rated power in kW for European standard energy mix, lifetime of 15 years, annual operation 5000h/year and 4 operational points. The climate change values for operation phase are described in Tab.1.

Definition of the **operational points** are:

OP1: 10% of time at 50% Speed and 200% torque;

OP2: 5% of time at 100% Speed and 50% torque;

OP3: 60% of time at 50% Speed and 50% torque;

OP4: 25% of time at 0% Speed and 0% torque;

*Tab.1 Climate change results of SINAMIC S210 Servo Drive 400V Modules*

MLFB	Voltage	Power Rate	Frame Size	Mass	Manufact-urign Phase	Operation Phase	End-of-Life
/	V	kW	/	kg	kg CO <sub>2</sub> eq	kg CO <sub>2</sub> eq	kg CO <sub>2</sub> eq
6SL5310-1BE10-4DF0	200-480	0.4	FSA	2.1	65.7	375	-8.4
6SL5310-1BE10-8DF0	200-480	0.75	FSA	2.1	65.7	505	-8.4
6SL5310-1BE11-0DF0	200-480	1	FSA	2.1	65.7	597	-8.4
6SL5310-1BE11-5DF0	200-480	1.5	FSB	3.3	81.9	849	-12.8
6SL5310-1BE12-0DF0	200-480	2	FSB	3.3	81.9	1121	-12.8
6SL5310-1BE13-5DF0	200-480	3.5	FSC	5	115	1437	-17.3
6SL5310-1BE15-0DF0	200-480	5	FSC	5	115	1862	-17.3
6SL5310-1BE17-0DF0	200-480	7.5	FSC	5	115	2309	-17.3

# Legal Disclaimer

This Environmental Product Declaration (EPD) is for information purposes only. It is based upon the standards mentioned above. This EPD does not warrant or guarantee the composition of a product or that the product will retain a particular composition for a particular period. Therefore, all warranties, representations, conditions, and all other terms of any kind whatsoever implied by statute or common law are – to the fullest extent permitted by applicable law – excluded.

**Siemens therefore does not assume any liability for any error or for any consequence which may arise from the use of this information to the maximum extent under the law.**

Please be aware that the data of this EPD cannot be compared with data calculated based upon product category rules (PCRs) other than the standards mentioned above. The values given are only valid within the context specified and cannot be used directly to draw up the environmental assessment of an installation.

**Published by**

Digital Industries  
Motion Control  
Frauenauracher Str. 80  
91056 Erlangen  
Germany

Subject to changes and errors.

The information given in this document only contains general descriptions and/or performance features which may not always specifically reflect those described, or which may undergo modification in the course of further development of the products. In particular no assurance is given that those descriptions and performance features stand under warranty or guarantee in sense of any liability for any error or for any consequence which may arise from the use of this information to the maximum extent under the law. The requested performance features are binding only when they are expressly agreed upon in the concluded contract.

All product designations may be trademarks or product names of Siemens AG or other companies whose use by third parties for their own purposes could violate the rights of the owners.

© 2025 by Siemens