SIEMENS

SIRIUS

Stern-Dreieck-Kombination S0
Star-Delta Combination S0
Combination étoile-triangle S0
Combinación estrella-triángulo S0
Combinazione stella-triangolo S0
Combinação de estrela-triângulo S0
Yıldız-Üçgen-Kombinasyonu S0
Схема переключения "звезда-треугольник" S0
星三角组合 S0

3RA242.-8X.3.-1
3RA242.-8X.3.-2

CE **IEC/EN 60947**

Betriebsanleitung | **Operating Instructions** | **Instructions de service** | **Instructivo** | **Istruzioni operative**
Instruções de Serviço | **İşletme kılavuzu** | **Инструкция по эксплуатации** | **使用说明**

	Deutsch	English	Français
	Vor der Installation, dem Betrieb oder der Wartung des Geräts muss diese Anleitung gelesen und verstanden werden.	Read and understand these instructions before installing, operating, or maintaining the equipment.	Ne pas installer, utiliser ou intervenir sur cet équipement avant d'avoir lu et assimilé les présentes instructions et notamment les conseils de sécurité et mises en garde qui y figurent.
	⚠ **GEFAHR**	⚠ **DANGER**	⚠ **DANGER**
	Gefährliche Spannung. **Lebensgefahr oder schwere Verletzungsgefahr.** Vor Beginn der Arbeiten Anlage und Gerät spannungsfrei schalten.	**Hazardous voltage.** **Will cause death or serious injury.** Turn off and lock out all power supplying this device before working on this device.	**Tension électrique.** **Danger de mort ou risque de blessures graves.** Mettre hors tension avant d'intervenir sur l'appareil.
	VORSICHT	**CAUTION**	**PRUDENCE**
	Eine sichere Gerätefunktion ist nur mit zertifizierten Komponenten gewährleistet.	Reliable functioning of the equipment is only ensured with certified components.	La sécurité de fonctionnement de l'appareil n'est garantie qu'avec des composants certifiés.

	Español	Italiano	Português
	Leer y comprender este instructivo antes de la instalación, operación o mantenimiento del equipo.	Leggere con attenzione queste istruzioni prima di installare, utilizzare o eseguire manutenzione su questa apparecchiatura.	Ler e compreender estas instruções antes da instalação, operação ou manutenção do equipamento.
	⚠ **PELIGRO**	⚠ **PERICOLO**	⚠ **PERIGO**
	Tensión peligrosa. **Puede causar la muerte o lesiones graves.** Desconectar la alimentación eléctrica antes de trabajar en el equipo.	**Tensione pericolosa.** **Può provocare morte o lesioni gravi.** Scollegare l'alimentazione prima di eseguire interventi sull'apparecchiatura.	**Tensão perigosa.** **Perigo de morte ou ferimentos graves.** Desligue a alimentação elétrica e proteja contra o religamento, antes de iniciar o trabalho no equipamento.
	PRECAUCIÓN	**CAUTELA**	**CUIDADO**
	El funcionamiento seguro del aparato sólo está garantizado con componentes certificados.	Il funzionamento sicuro dell'apparecchiatura è garantito soltanto con componenti certificati.	O funcionamento seguro do aparelho apenas pode ser garantido se forem utilizados os componentes certificados.

	Türkçe	Русский	中文
	Cihazın kurulumundan, çalıştırılmasından veya bakıma tabi tutulmasından önce, bu kılavuzun okunmuş ve anlaşılmış olması gerekmektedir.	Перед установкой, вводом в эксплуатацию или обслуживанием устройства необходимо прочесть и понять данное руководство.	安装、使用和维修本设备前必须先阅读并理解本说明。
	⚠ **TEHLİKE**	⚠ **ОПАСНО**	⚠ **危险**
	Tehlikeli gerilim. **Ölüm tehlikesi veya ağır yaralanma tehlikesi.** Çalışmalara başlamadan önce, sistemin ve cihazın gerilim beslemesini kapatınız.	**Опасное напряжение.** **Опасность для жизни или возможность тяжелых травм.** Перед началом работ отключить подачу питания к установке и к устройству.	**危险电压。** **可能导致生命危险或重伤危险。** 操作设备时必须确保切断电源。
	ÖNEMLİ DİKKAT	**ОСТОРОЖНО**	**小心**
	Cihazın güvenli çalışması ancak sertifikalı bileşenler kullanılması halinde garanti edilebilir.	Безопасность работы устройства гарантируется только при использовании сертифицированных компонентов.	只有使用经过认证的部件才能保证设备的正常运转。

Technical Assistance: Telephone: +49 (0) 911-895-5900 (8°° - 17°° CET) Fax: +49 (0) 911-895-5907
E-mail: technical-assistance@siemens.com
Internet: www.siemens.de/lowvoltage/technical-assistance

A8E56303830010-01 Last update: 01 July 2009
Bestell-Nr. / Order No.: 3ZX1012-0RA24-8BA1

DE	**Montage**	**ES**	**Montaje**	**TR**	**Montaj**
EN	**Assembly**	**IT**	**Montaggio**	**РУ**	**Монтаж**
FR	**Montage**	**PT**	**Montagem**	**中文**	**安装**

3RA242.-8X.3.-1

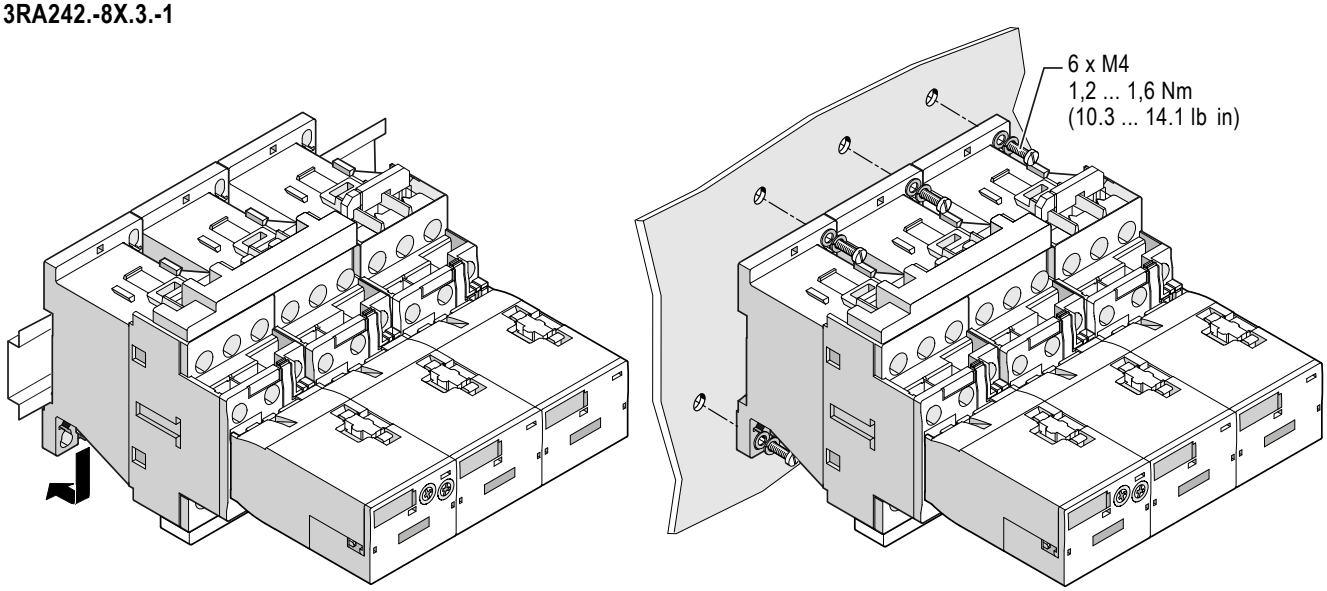

3RA242.-8X.3.-2

DE	Montage wie 3RA242.-8X.3.-1
EN	Installation as 3RA242.-8X.3.-1
FR	Montage comme 3RA242.-8X.3.-1
ES	Montaje como 3RA242.-8X.3.-1
IT	Montaggio come 3RA242.-8X.3.-1
PT	Montagem como 3RA242.-8X.3.-1
TR	Montaj şunun gibi: 3RA242.-8X.3.-1
РУ	Монтаж как 3RA242.-8X.3.-1
中文	安装如 3RA242.-8X.3.-1

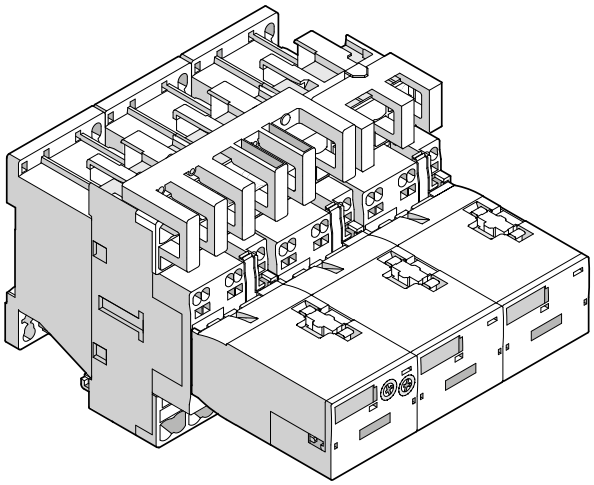

DE	**Anschließen**	**ES**	**Conexión**	**TR**	**Bağlantı**
EN	**Connect**	**IT**	**Collegamento**	**РУ**	**Подсоединение**
FR	**Branchement**	**PT**	**Conexão**	中文	连接

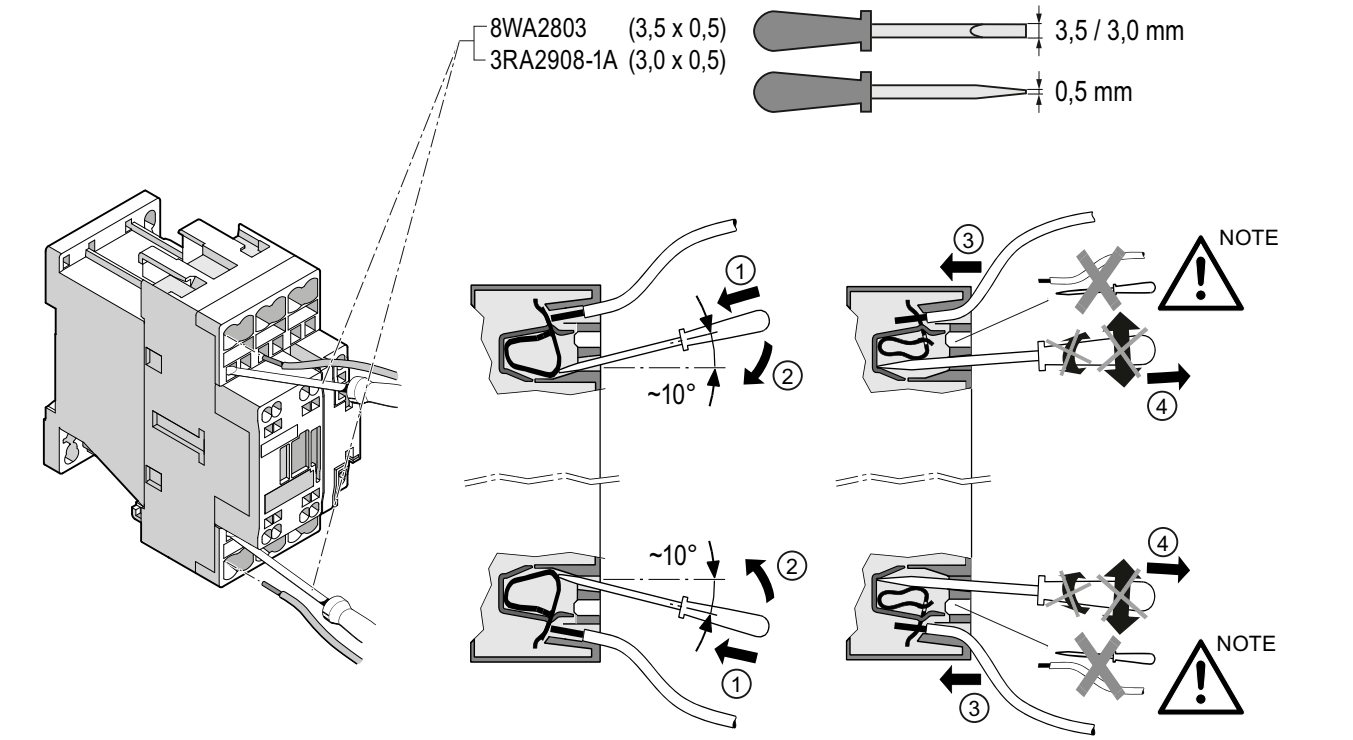

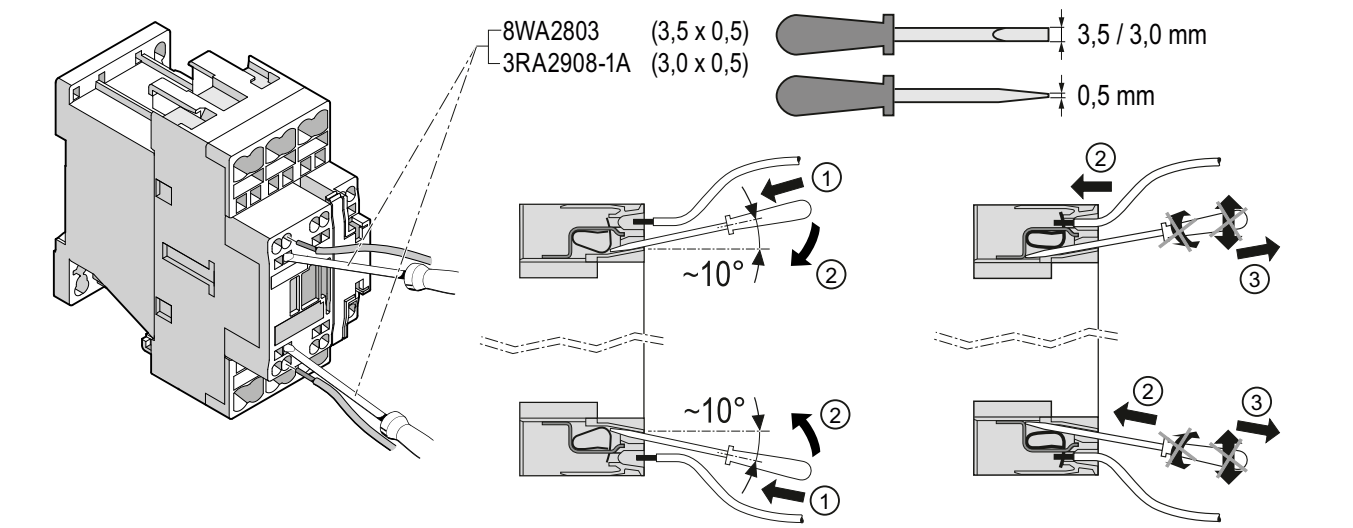

	3RA242.-8X.3.-1 (L1, L2, L3)	**3RA242.-8X.3.-1** (A1, A2, NO, NC)	**3RA242.-8X.3.-2** (L1, L2, L3)	**3RA242.-8X.3.-2** (A1, A2, NO, NC)
	PZ 2 (∅ 5 ... 6 mm) M4: 2,0 ... 2,5 Nm (18 to 22 lb in)	PZ 2 (∅ 5 ... 6 mm) M3: 0,8 ... 1,2 Nm (7 to 10.3 lb in)	8WA2803: ∅ (3,5 x 0,5) mm 3RA2908-1A: ∅ (3,0 x 0,5) mm	
10	2 x (1,0 ... 2,5) mm^2 2 x (2,5 ... 10) mm^2	2 x (0,5 ... 1,5) mm^2 2 x (0,75 ... 2,5) mm^2	2 x (1,0 ... 10) mm^2	2 x (0,5 ... 2,5) mm^2
10	—	—	2 x (1,0 ... 6,0) mm^2	2 x (0,5 ... 1,5) mm^2
10 DIN 46 228 T1	2 x (1 ... 2,5) mm^2 2 x (2,5 ... 6,0) mm^2 1 x 10 mm^2	2 x (0,5 ... 1,5) mm^2 2 x (0,75 ... 2,5) mm^2	2 x (1,0 ... 6,0) mm^2	2 x (0,5 ... 1,5) mm^2
AWG	2 x (16 to 12) 2 x (14 to 8)	2 x (20 to 16) 2 x (18 to 14)	1 x (18 to 8)	2 x (20 to 14)

DE	Schaltpläne	ES	Esquemas de circuitos	TR	Devre şemaları
EN	Circuit diagrams	IT	Schemi elettrici	РУ	Коммутационные схемы
FR	Schémas de branchement	PT	Esquemas elétricos	中文	电路图

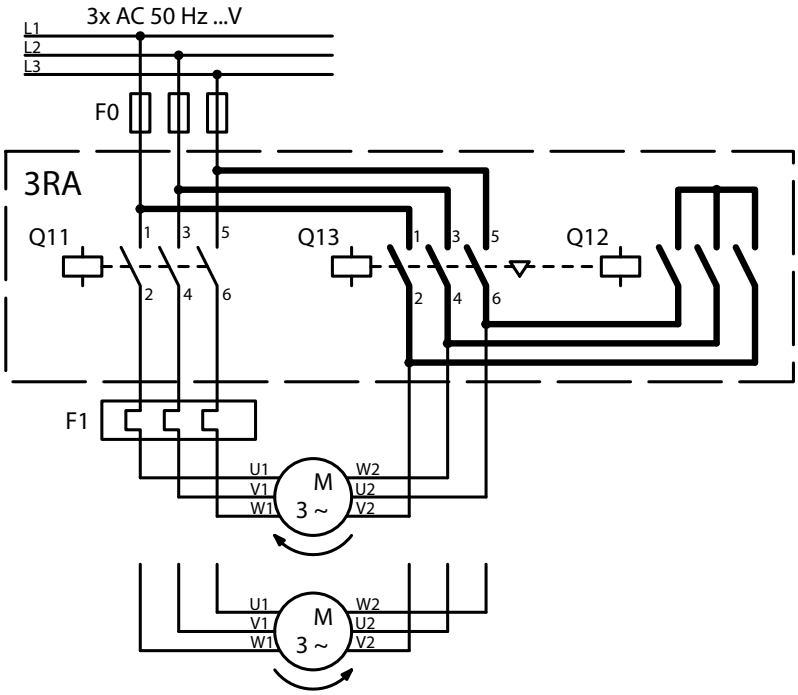

DE	Taster-Schaltung
EN	Pushbutton switching
FR	Commutation bouton-poussoir
ES	Conmutación por botón pulsador
IT	Commutazione a pulsante
PT	Comutação por botão
TR	Tuş devrelemesi
РУ	Кнопочное переключение
中文	键控切换

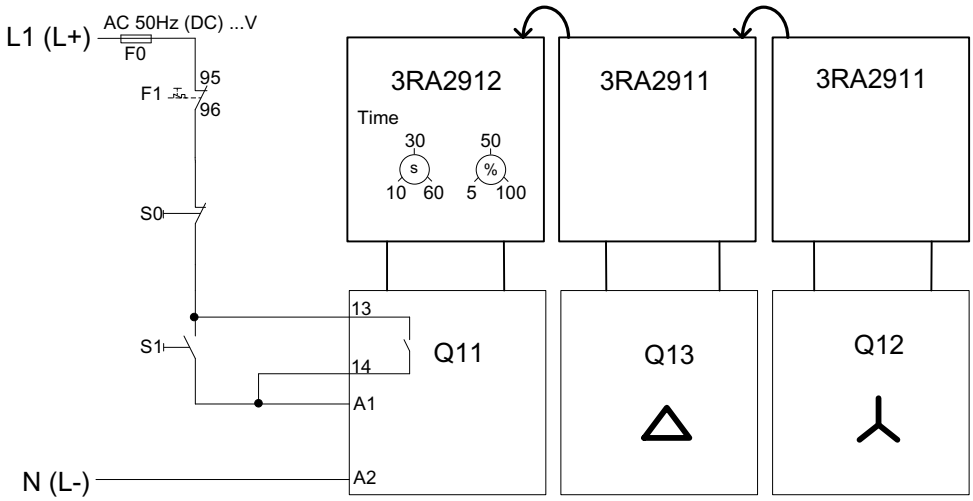

DE	Rastschaltung
EN	Maintained-contact switching
FR	Interruption
ES	Interr. de posición con retención
IT	Commutazione a scatto
PT	Interruptor de travamento
TR	Oturtarak devreleme
РУ	Фиксируемый переключатель
中文	锁定式切换

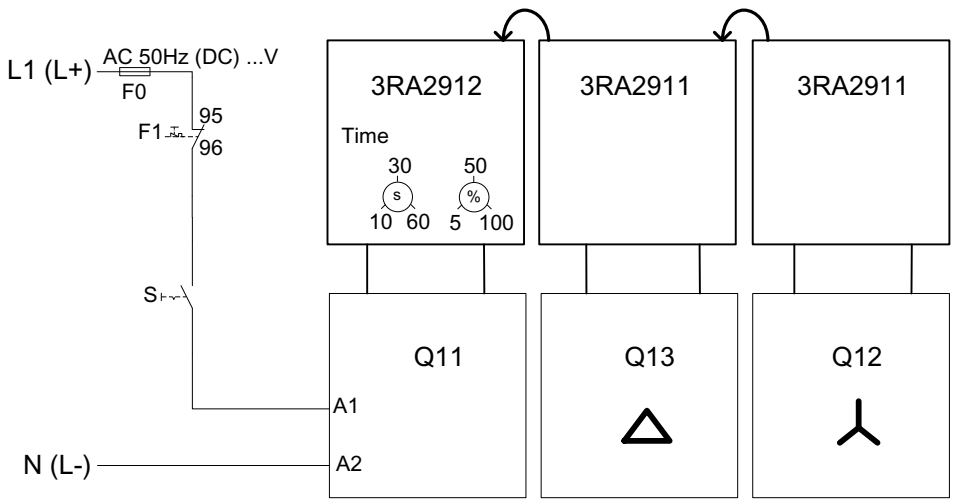

DE	**Einbaulage**	**ES**	**Posición de montaje**	**TR**	**Montaj pozisyonu**
EN	**Mounting position**	**IT**	**Posizione di montaggio**	**РУ**	**Положение при монтаже**
FR	**Position de montage**	**PT**	**Posição de montagem**	**中文**	**安装位置**

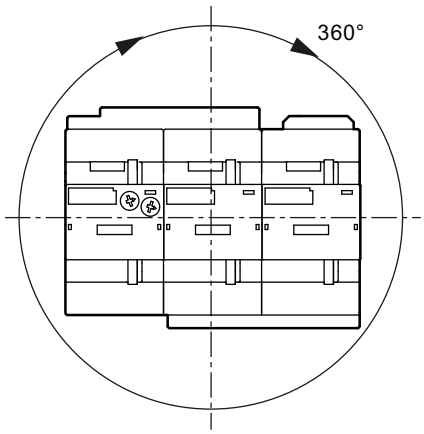

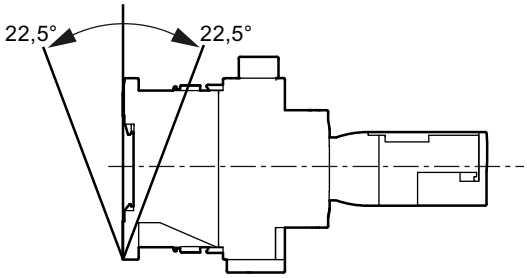

DE	**Einstellungen**	**ES**	**Ajustes**	**TR**	**Ayarlar**
EN	**Settings**	**IT**	**Impostazioni**	**РУ**	**Настройки**
FR	**Réglages**	**PT**	**Configurações**	**中文**	**设置**

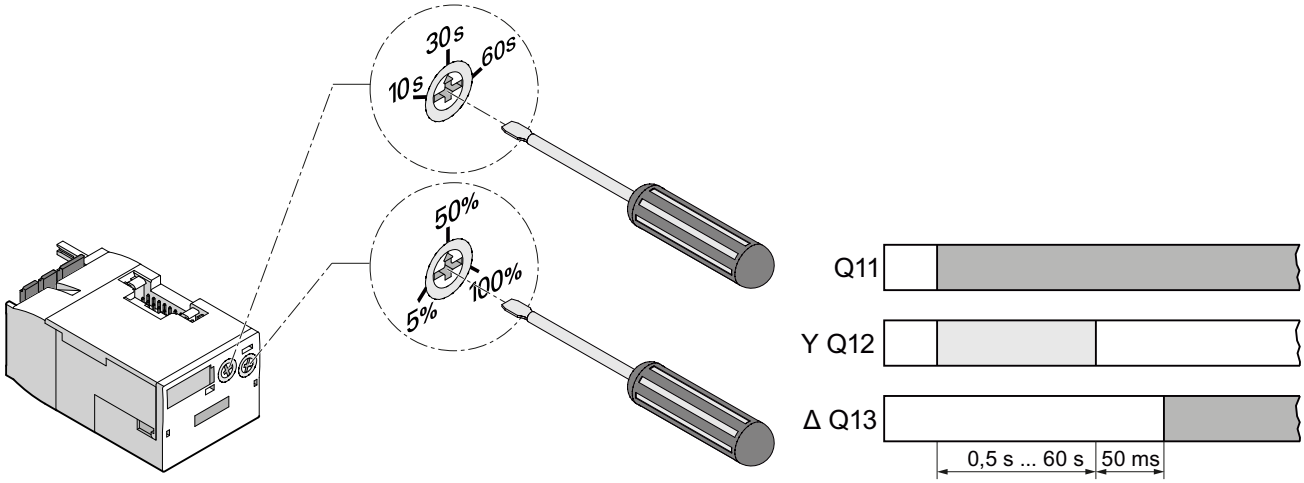

DE	Maßzeichnungen (Angaben in mm)	ES	Dibujos dimensionales (medidas en mm)	TR	Ölçü resimleri (Bilgiler mm olarak)
EN	Dimension drawings (all dimensions in mm)	IT	Disegni quotati (indicazioni in mm)	РУ	Размерные эскизы (Данные в мм)
FR	Encombrements (indications en mm)	PT	Desenhos cotados (dimensões em mm)	中文	尺寸图（单位：mm）

3RA242.-8X.3.-1

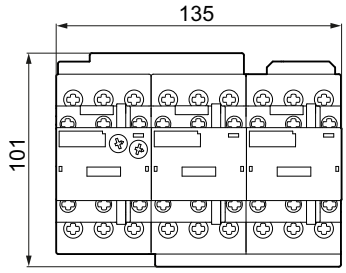

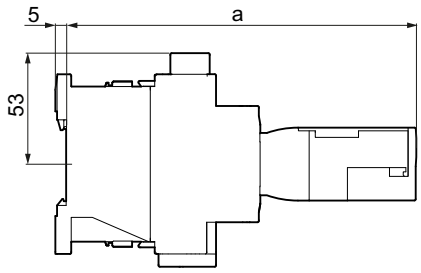

	AC	DC
a	166	176

3RA242.-8X.3.-2

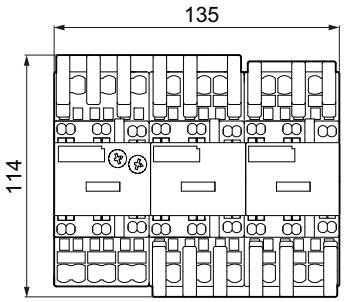

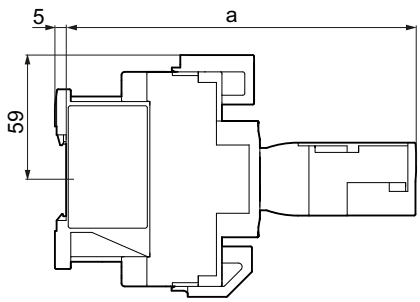

	AC	DC
a	166	176

3RA242.-8X.3.-1
3RA242.-8X.3.-2

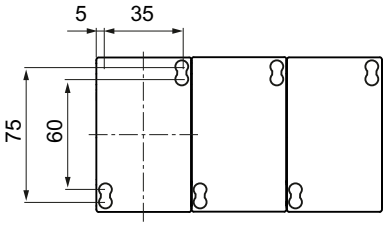

© Siemens AG 2009