The background features a dark blue field with numerous teal-colored particles of varying sizes. These particles are arranged in several curved, concentric paths that sweep across the frame from the top-left towards the bottom-right, creating a sense of motion and digital connectivity.

# Online Software Delivery (OSD)

Getting Started

# Content

- 1 Login to Online Software Delivery
- 2 Download of Certificates
- 3 Transfer of License Key
- 4 Download of Software
- 5 Help – Open a Support Request

# | Login

# Online Software Delivery

## Step 1: Login to Online Software Delivery

- 1 Open [Online Software Delivery \(OSD\)](#) in your webbrowser or rather [download](#) and start Automation License Manager (ALM).
- 2 Log in with login name und personal password. (You will find your access data in the download notification email)
- 3 Confirm your delivery address and the export control clause.

The screenshot shows the Siemens Online Software Delivery (OSD) login and confirmation interface. The top section is the login page, which includes the Siemens logo and the text "Login now at: Online Software Delivery (Industry Mall Account)". Below this, there are two columns: "Are you already registered?" and "First time here?". The "Are you already registered?" column contains input fields for "Login" and "Password", a link for "Forgotten your password/ login?", and a "Login" button. The "First time here?" column contains a registration prompt and a link for "Yes, I would like to register now".

The bottom section is a "Confirmation of delivery address and Export Control Clause" dialog box. It displays the "Delivery address" with the following details: "email: swdl\_demo@siemens.com" and "Address: Gleiwitzer Str. 555, 90475 Nürnberg, Deutschland". Below the address, there are two checked checkboxes: "The user confirms that the download is executed in the displayed country of delivery address / login address." and "The export control clause for distribution contracts is accepted.". There are also links for "Export regulations for Germany", "Export regulations (de)", and "Export regulations (en)". At the bottom right, there are "Continue" and "Cancel" buttons.

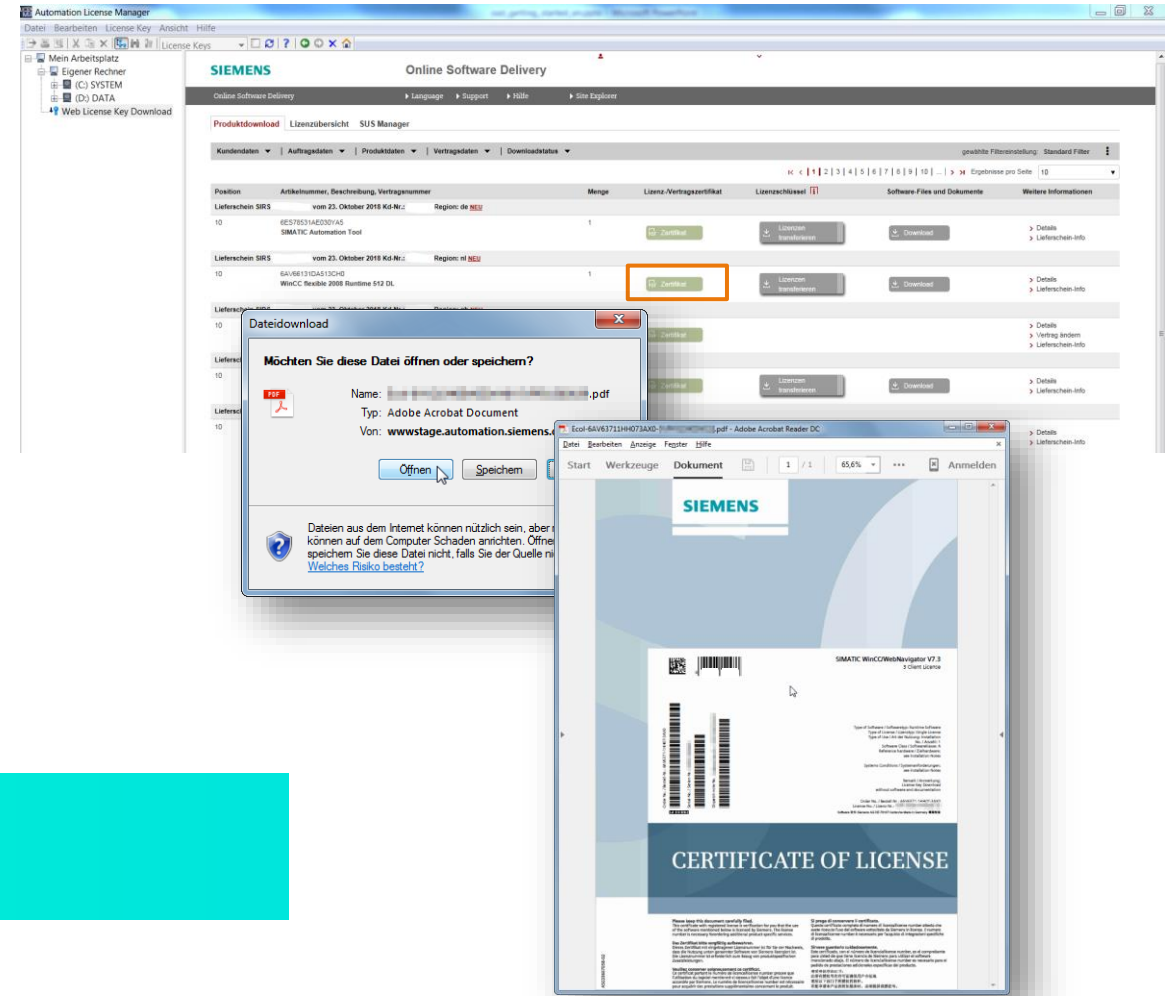
**Afterwards you are logged in to Online Software Delivery (OSD) and have access to all your data.**

# Download of Certificates

# Online Software Delivery

## Step 2: Download of certificates

- 1 Open tab „Produkt Download“.
- 2 Click the button „Certificate“.
- 3 Certificate will be opened in your standard PDF viewer.



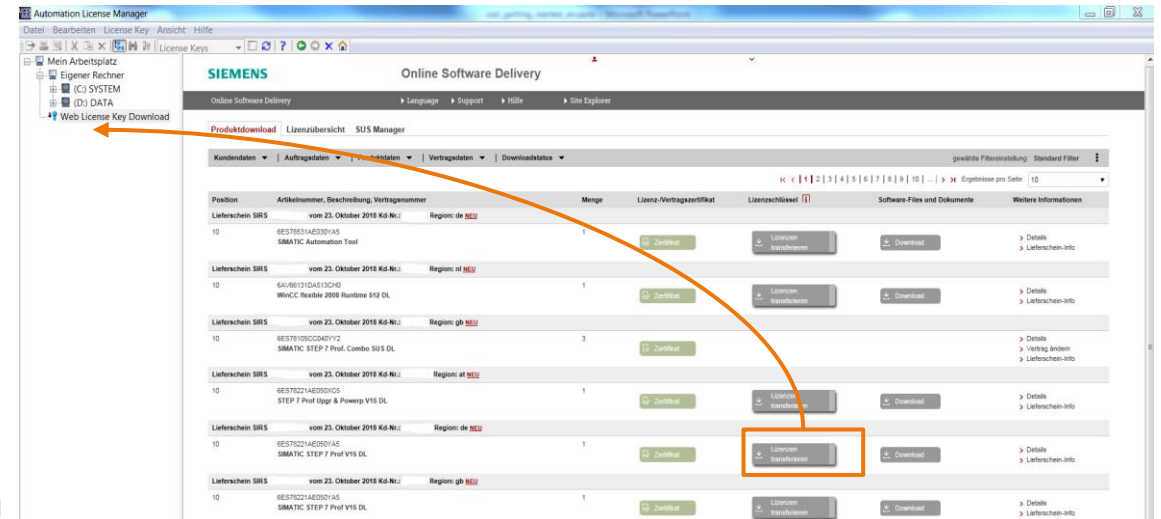
**Save the certificate for your personal documents.**

# Transfer of License Key

# Online Software Delivery

## Step 3: Transfer of License Key

- 1 Launch the license handling program Automation License Manager (ALM).  
(License transfer not possible via webbrowser)
- 2 Click the navigation item "Online Software Delivery".
- 3 Transfer the license key via **drag&drop** of the button "Transfer licenses".




The license key is now on your local drive.

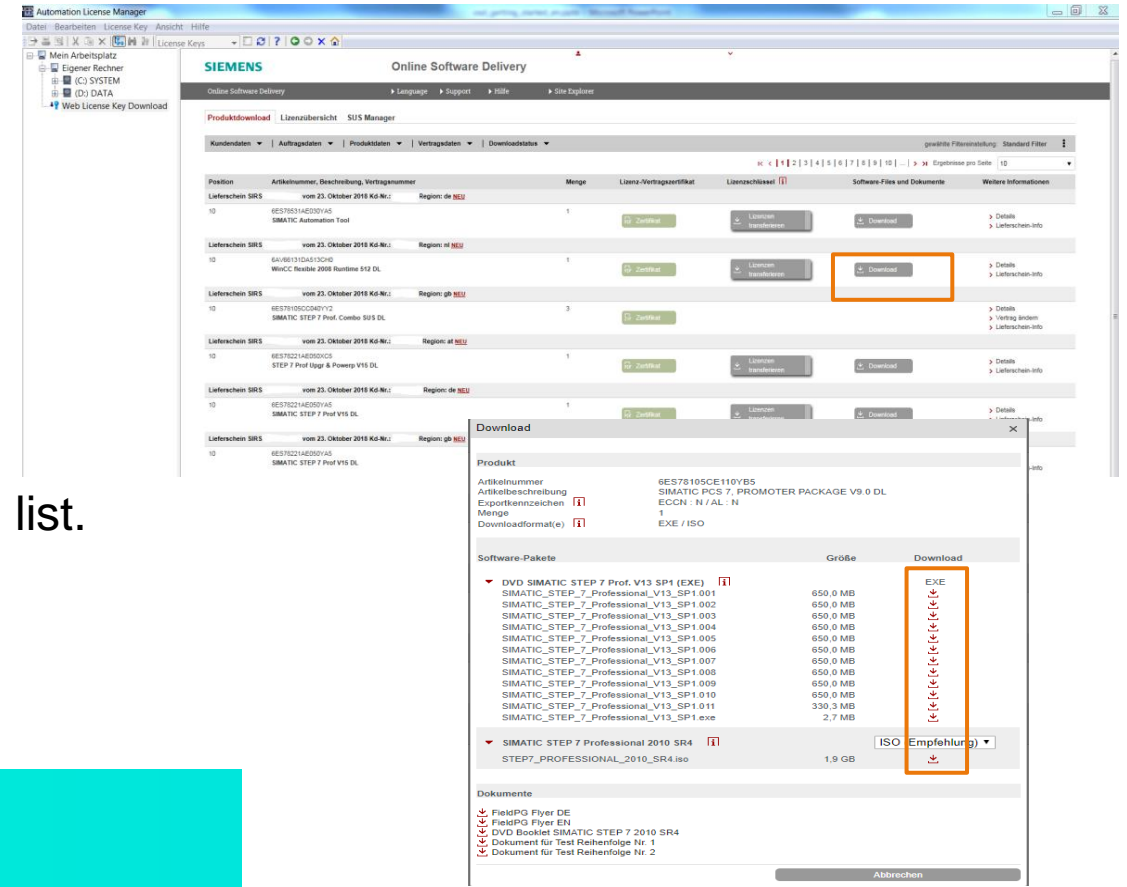


# Download of Software

# Online Software Delivery

## Step 4: Download of Software

- 1 Open "Product Download" tab.
- 2 Click the button „Download“.
- 3 If a product disclaimer is available, it must be marked before download.
- 4 Select the desired file format (ISO or EXE) from the file list.
- 5 Download starts after click on button .



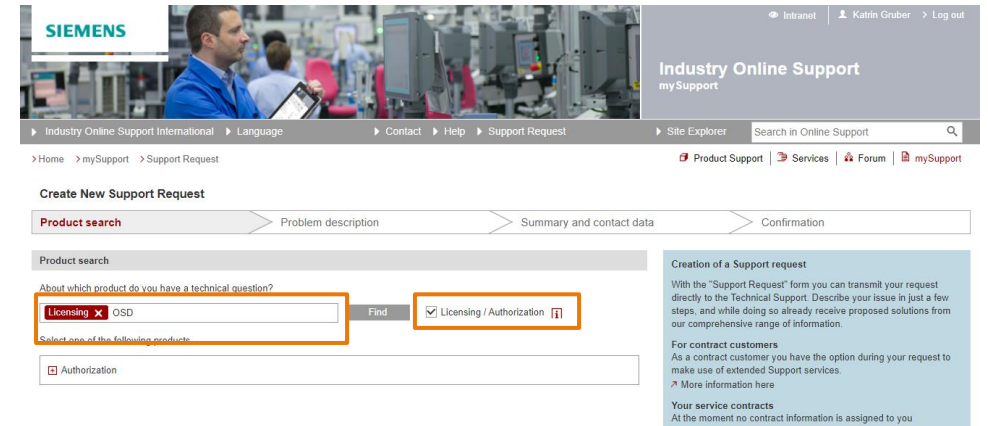
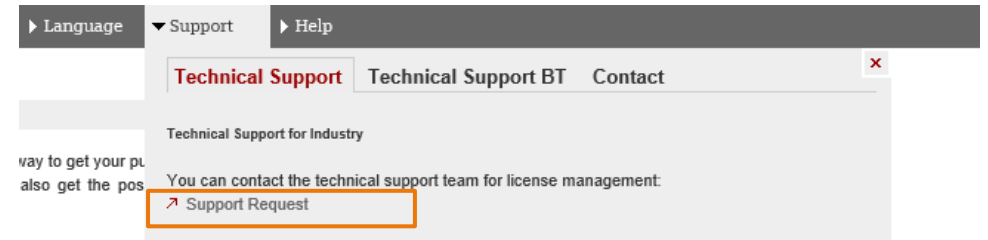
**Save the software files on your local drive.**

**Do you still have  
questions?**

# Online Software Delivery

## Do you still have questions?

- 1 Open [Online Software Delivery \(OSD\)](#).
- 2 Click “Support” in the menu bar.
- 3 The contacts of Customer Support are displayed in the “Technical Support” tab.  
Open a [Support Request](#), enter „OSD“ as product and activate „Licensing/Authorization“.
- 4 Your personal contact can be found in our [contact data base](#) in the “Contact” tab.



**Recommended support contact via Support Request of SIEMENS Technical Support.**

# Disclaimer

© Siemens 2021

Subject to changes and errors. The information given in this document only contains general descriptions and/or performance features which may not always specifically reflect those described, or which may undergo modification in the course of further development of the products. The requested performance features are binding only when they are expressly agreed upon in the concluded contract.

All product designations may be trademarks or other rights of Siemens AG, its affiliated companies or other companies whose use by third parties for their own purposes could violate the rights of the respective owner.

# | Contact

Published by Siemens: Siemens AG

Digital Industries  
Online Software Delivery

For questions about Online Software Delivery (OSD) please visit us at [Industry Online Support Portal](#).