


Notification Appliances

HS – Horn and Horn Strobe Appliances
Application: Indoor

HS-MC Series

HS Series

Product Overview

- Fast installation with In / Out screw terminals using #12 to #18 AWG wires
- Synchronization can be accomplished using the Siemens DSC sync modules, FS-250 panel, XLS panel, MXL panel, or PAD-3 power supply with built-in sync protocol
- Wall-mount flush to standard, 4-inch square box, double-gang boxes or surface mount to MT-SUR-BOX back box
- 4-Wire, Horn Strobe Appliance allows for separate operation of the horn and strobe circuits
- 3 Selectable dBA settings of 90/95/99 dBA Anechoic in both tones
- Selectable Continuous Horn or Temporal (Code 3)
- Field Selectable Candela Settings: 15/30/75/110cd or 135/185cd
- ®UL Listed & ®ULC Listed;
FM, CSFM & NYCFD Approved
- ADA / NFPA / UFC / ANSI compliant
- Complies with OSHA 29, Part 1910.165

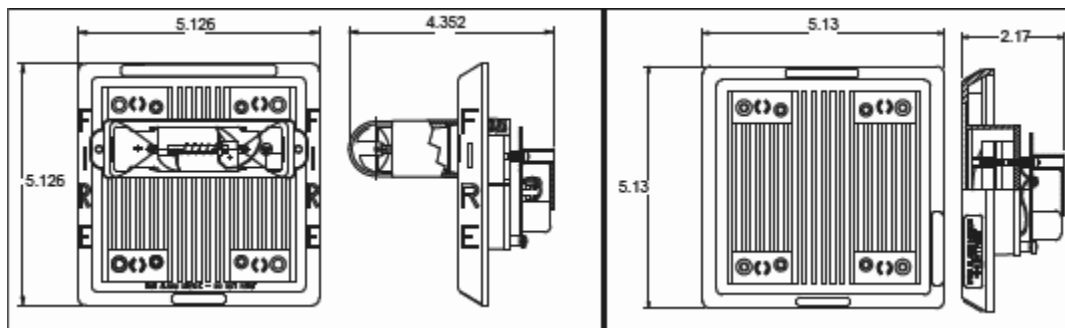
Specifications

- Audible / visual notification appliance shall be Siemens Series HS Horn Strobe and standalone Horn Appliances or approved equals
- Series HS Horn Strobe and standalone Horn Appliances shall meet and be listed for:
 - ®UL Standard 1971 (Emergency Devices for the Hearing-Impaired for Indoor Fire Protection Service)
 - ®UL Standard 464 (Fire Protective Signaling)
- Horn strobe shall be listed for indoor use only
- All inputs shall be compatible with standard reverse polarity supervision of circuit wiring by the Fire Alarm Control Panel (FACP)
- Series HS Horn Strobe and standalone Horn Appliances shall have a minimum of three (3) field-selectable setting for dBA Anechoic levels, and shall have a choice of continuous or temporal (Code 3) audible outputs
- Series HS shall be of low-current design

Specifications – (continued)

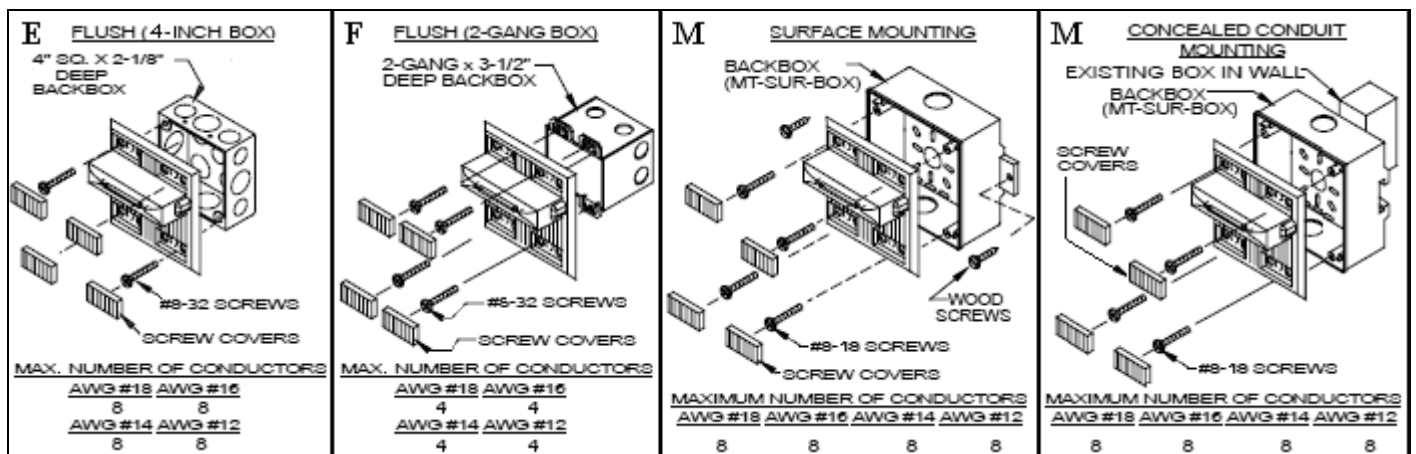
- Strobe portion of the appliance shall produce a flash rate of one (1) flash per second over the Regulated Input Voltage Range, and shall incorporate a Xenon flashtube enclosed in a rugged Lexan® lens
- Strobe intensity, where multi-Candela appliances are specified, shall have field-selectable settings, and shall be rated per ®UL Standard 1971 for:
 - 15/30/75/110cd
 - 135/185cd
- The selector switch for selecting the Candela setting shall be tamper resistant
- The appliance, when synchronization is required, shall be compatible with Siemens' DSC Sync Modules or Siemens PAD-3 Power Supplies with built-in Siemens Proprietary Sync Protocol
- The strobes shall not drift out of synchronization at any time during operation
- The strobes shall revert to a non-synchronized flash-rate, if the sync module or Power Supply should fail to operate (i.e. – contacts remain closed)
- All notification appliances shall be listed for Special Applications:
 - Strobes are designed to flash at 1-flash-per-second minimum over their "Regulated Input Voltage Range"
- **Note:** NFPA-72 specifies a flash rate of 1-to-2 flashes per second, and ADA Guidelines specify a flash rate of 1-to-3 flashes per second
 - All Candela ratings represent minimum-effective Strobe intensity, based on ®UL Standard 1971

Mounting Diagram



(Shown In Inches)

Mounting Options



Technical Data

Models	UL and ULC Listed Models and Ranges		
	Operating Voltage (Special Application) [Per UL 197] (VDC/VRMS)	Voltage Range [Per ULC-S526-02] (VDC/VRMS)	Strobe Candela (cd)
HS-MC*	16.0-33.0	20.0-31.0	15/30/75/110
HS-HMC*	16.0-33.0	N/A	135/185

* Units available in red and white

Description	UL / ULC dBA Sound Output						
	Volume	Reverberant [Per UL 464 @ 10 Ft.]			Anechoic dBA [Per ULC-S525-99]		
	(LEVEL)	16.0 VDC	24.0 VDC	33.0 VDC	20.0 VDC	24.0 VDC	31.0 VDC
Continuous Horn	Low	80	83	86	88	90	91
	Medium	85	88	91	93	95	97
	High	88	91	93	97	99	100
Code 3 Horn or March Time**	Low	75	79	82	88	90	91
	Medium	80	84	86	93	95	97
	High	84	87	89	97	99	100

**Available in sync mode only

UL Current Ratings (Horn Only) Maximum RMS Current (AMPS)				
		Lo	Med	Hi
DC	16-33VDC	0.027	0.068	0.110
FWR	16-33VRMS	0.041	0.050	0.094

		®UL Current Ratings (Strobe Only) Maximum RMS Current (AMPS)					
		15cd	30cd	75cd	110cd	135cd	185cd
DC	16-33VDC	0.064	0.098	0.175	0.233	0.318	0.445
FWR	16-33VRMS	0.108	0.164	0.268	0.368	0.482	0.684

Details for Ordering – (Including Mounting Options & Agency Approvals)

Agency Approvals							
Model	Part Number	Description	Mounting Options*	UL	ULC	FM	CSFM
HS-MC-R	500-636070	HS Horn: Multi-Candela, Red	D,E,F,L,M,N,P	X	X	X	X
HS-MC-W	500-636071	HS Horn: Multi-Candela, White	D,E,F,L,M,N,P	X	X	X	X
HS-HMC-R	500-636072	HS Horn: Hi Multi-Candela, Red	D,E,F,L,M,N,P	X	X	X	X
HS-HMC-W	500-636073	HS Horn: Hi Multi-Candela, White	D,E,F,L,M,N,P	X	X	X	X
HS-R	500-636068	HS Horn, Red	D,E,F,L,M,N,P	X	X	X	X
HS-W	500-636069	HS Horn, White	D,E,F,L,M,N,P	X	X	X	X

X = listed / approved

* = Refer to data sheet #: 2585 for detailed mounting options