




## ENVIRONMENTAL PRODUCT DECLARATION

# SIMATIC IPC MD-57A

6ES7730-1AB20-2AA0

Type II according to ISO 14021 including life cycle impact assessment (LCIA)



# SIEMENS

# General information

This environmental product declaration (EPD) is based on the international standard ISO 14021 (“Environmental labels and declarations – Self declared environmental claims – Type II environmental labelling”). The data in this EPD has been evaluated on a full-scale life cycle assessment (LCA) study according to ISO 14040/44, taking into account the product category rules (PCR) for electronic and electrotechnical products and systems defined in EN 50693.

Siemens is dedicated to an environmentally conscious design of its products in line with IEC 62430 and has implemented an integrated management system according to ISO 9001, ISO 14001 and ISO 45001.

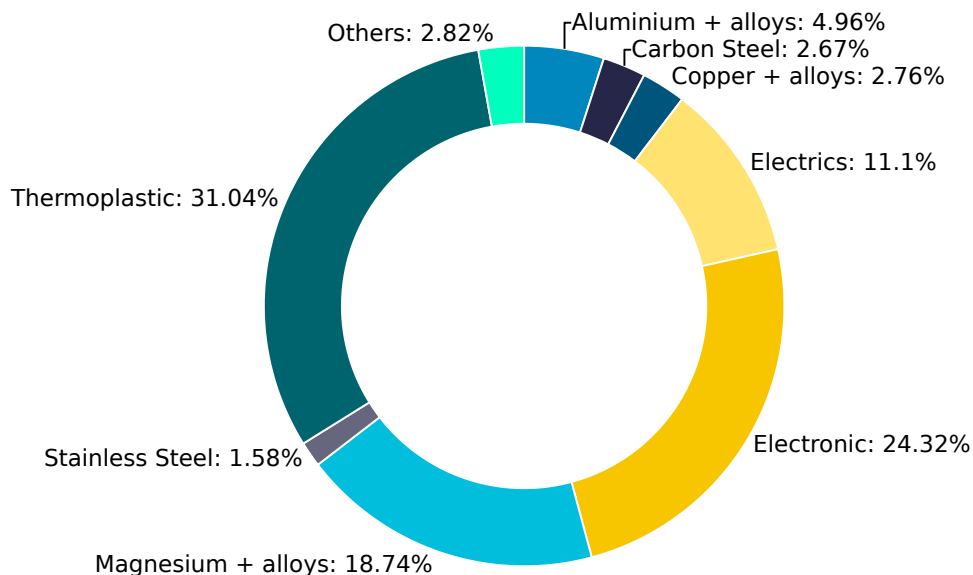
Products	Variants in the product family of SIMATIC IPC MD-57A
<b>Represented by the reference product</b>	6ES7730-1AB20-2AA0
<b>Product Description</b>	SIMATIC IPC MD-57A 15.6" display Full HD (1920x 1080); Wi-Fi 6E Bluetooth V5.3 2x USB-C Gen 4; 3x USB-A Gen 3.2 x 2 1x USB-A Gen 2 2x RJ45 1GbE 1x HDMI 1.4b
<b>Functional Unit</b>	To run industrial automation applications over the reference service lifetime of 5 years <sup>1</sup>

<sup>1</sup> The lifetime value used for calculation is a reference value and does not equate with the minimum, average or real life time.

# Material composition

The following chart outlines the overall material composition of the calculated reference product without packaging. Product weight of 4.47 kg adds up with packaging weight of 1.28 kg to a total weight of 5.75 kg. Packaging consists of cardboard, PE film, PE foam and paper.

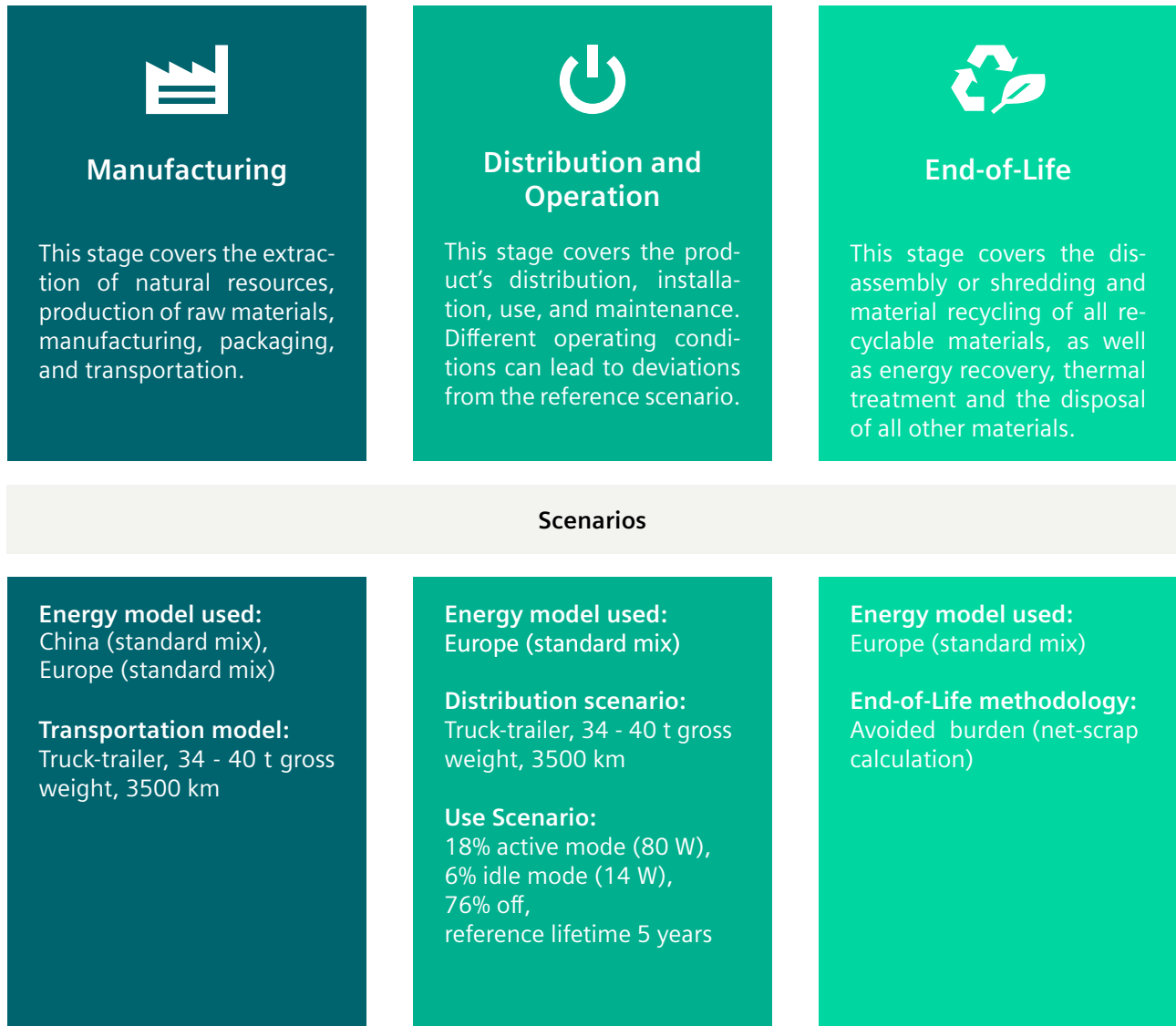
## Product Weight 4.47 kg



# Substance assessment

At Siemens, we are committed to the development and production of environmentally sound and sustainably produced equipment. This includes avoiding hazardous substances in our products without compromising their benefits for our customers. Please visit the following website to learn more about how we comply with product-related environmental regulations like RoHS, REACH, WEEE and others: [Product Related Environmental Protection](#)

## Life cycle stages and reference scenarios



# Key environmental performance indicators

The following impact categories characterize the product's environmental footprint. They have been calculated with LCIA methodology EF3.1; LCA tool: Green Digital Twin (GDT), Database: One Siemens LCA Database (based on MLC CUP 2023.2, formerly GaBi).

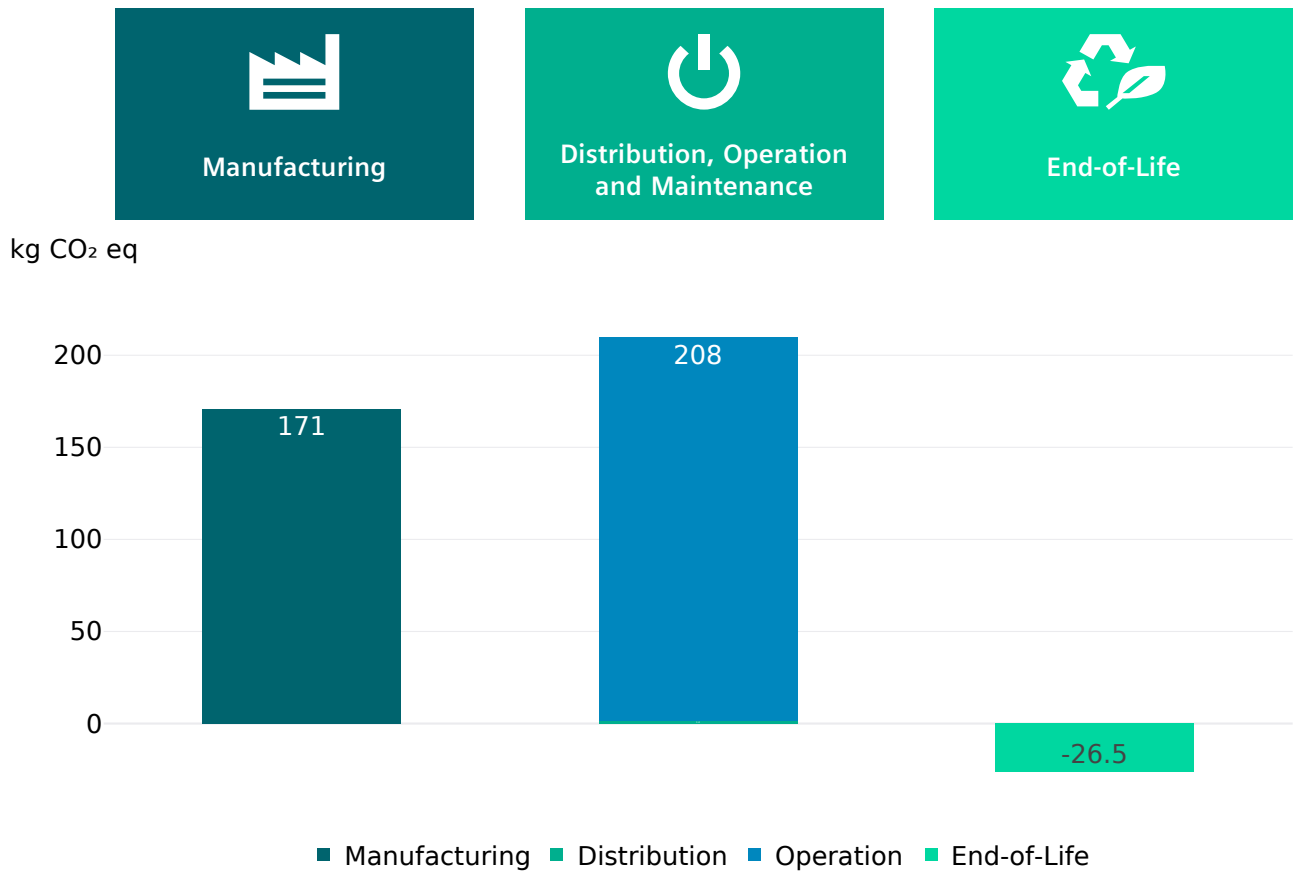
Measurement setup of the energy consumption for the active mode in operation phase: Room temperature; supply voltage: 220 V AC 50Hz; running PassMark BurnInTest (V10.2) 24 Hour test setting: CPU load 50%, 2D graphics 50%, 3D graphics 50%, disk 50%, sound 50%, memory 50%, video playback 50%.

Measurement setup of the energy consumption for the idle mode in operation phase: Room temperature; supply voltage: 220 V AC 50Hz; no additional application besides Windows Services is active, with monitor, USB mouse, and keyboard connected.

Impact Category	Unit	Total	Manufacturing	Distribution	Operation	End-of-Life
Acidification	Mole of H+ eq	1.16E+0	8.81E-1	1.85E-3	4.40E-1	-1.60E-1
Climate change – total	kg CO <sub>2</sub> eq	3.54E+2	1.71E+2	1.45E+0	2.08E+2	-2.65E+1
Climate change – fossil	kg CO <sub>2</sub> eq	3.52E+2	1.71E+2	1.43E+0	2.07E+2	-2.64E+1
Climate change – biogenic	kg CO <sub>2</sub> eq	2.12E+0	3.22E-1	3.87E-3	1.83E+0	-3.19E-2
Climate Change, land use and land use change	kg CO <sub>2</sub> eq	1.09E-1	1.02E-1	1.34E-2	2.25E-2	-1.52E-2
Ecotoxicity, freshwater – total	CTUe	2.16E+3	1.07E+3	1.41E+1	1.21E+3	-1.26E+2
Eutrophication, freshwater	kg P eq	1.49E-3	7.28E-4	5.27E-6	7.74E-4	-1.63E-5
Eutrophication, marine	kg N eq	2.28E-1	1.51E-1	6.27E-4	1.06E-1	-2.86E-2
Eutrophication, terrestrial	Mole of N eq	2.40E+0	1.61E+0	7.55E-3	1.10E+0	-3.14E-1
Human toxicity, cancer – total	CTUh	2.51E-7	1.94E-7	2.85E-10	6.38E-8	-7.30E-9
Human toxicity, non-cancer – total	CTUh	3.79E-6	2.90E-6	1.27E-8	1.02E-6	-1.44E-7
Ionising radiation, human health	kBq U235 eq	1.24E+2	9.78E+0	5.50E-3	1.14E+2	-5.13E-1
Land Use	dimensionless (pt)	2.12E+3	4.45E+2	8.21E+0	1.71E+3	-3.78E+1
Ozone depletion	kg CFC-11 eq	9.89E-8	9.52E-8	1.88E-13	3.82E-9	-6.60E-11
Particulate matter	Disease incidences	2.09E-5	8.21E-5	1.35E-8	3.70E-6	-6.49E-5
Photochemical ozone formation, human health	kg NMVOC eq	6.51E-1	4.54E-1	1.60E-3	2.81E-1	-8.64E-2
Resource use, fossils	MJ	6.26E+3	2.18E+3	1.96E+1	4.34E+3	-2.76E+2
Resource use, mineral and metals	kg Sb eq	9.98E-3	2.07E-2	9.56E-8	3.19E-5	-1.08E-2
Water use	m <sup>3</sup> world eq	7.43E+1	3.57E+1	1.74E-2	4.55E+1	-6.95E+0

# Climate change

This chart shows the overall impact of the product on climate change – total. The operations phase is the lifecycle phase with the biggest overall impact. Different operating conditions can lead to deviations from the reference scenario.



## End-of-Life results

The End-of-Life stage was modelled by shredding of the device, followed by sorting and material separation process.



It leads to:

- an overall **product recyclability of up to 44%** mainly due to metal content
- an **energy recoverability of up to 36%** from plastic materials
- a **minimum disposal rate of 21%**

The exact final values depend on the used recycling process and add up to 100%.

**Note:** The device should not be disposed of as unsorted municipal waste. Special treatment for specific components may be mandated by law or recommended for environmental reasons. Observe all local and applicable laws.

# Legal Disclaimer

This Environmental Product Declaration (EPD) is for information purposes only. It is based upon the standards mentioned above. This EPD does not warrant or guarantee the composition of a product or that the product will retain a particular composition for a particular period. Therefore, all warranties, representations, conditions, and all other terms of any kind whatsoever implied by statute or common law are – to the fullest extent permitted by applicable law – excluded.

**Siemens therefore does not assume any liability for any error or for any consequence which may arise from the use of this information to the maximum extent under the law.**

Please be aware that the data of this EPD cannot be compared with data calculated based upon product category rules (PCRs) other than the standards mentioned above. The values given are only valid within the context specified and cannot be used directly to draw up the environmental assessment of an installation.

**Published by**

Siemens AG  
Digital Industries  
Factory Automation  
Gleiwitzer Str. 555  
90475 Nürnberg-Moorenbrunn  
Germany

Subject to changes and errors.

The information given in this document only contains general descriptions and/or performance features which may not always specifically reflect those described, or which may undergo modification in the course of further development of the products. In particular no assurance is given that those descriptions and performance features stand under warranty or guarantee in sense of any liability for any error or for any consequence which may arise from the use of this information to the maximum extent under the law. The requested performance features are binding only when they are expressly agreed upon in the concluded contract.

All product designations may be trademarks or product names of Siemens AG or other companies whose use by third parties for their own purposes could violate the rights of the owners.

© 2024 by Siemens