

Load Cells

Load cell accessories

SIWAREX JB junction box

Overview



SIWAREX JB junction box, in aluminum



SIWAREX JB junction box, in stainless steel

The JB junction box in aluminum or in stainless steel is required for parallel connection of load cells. A maximum of 4 load cells can be connected in parallel in one junction box.

Only for junction boxes in aluminum:

If more than 4 load cells are to be connected, a second junction box must be connected in parallel via a cross connection. An expansion set is required for this purpose. The cross-connection can be used to connect up to three load cells in the first junction box. Up to four load cells can be connected in the second junction box.

Design

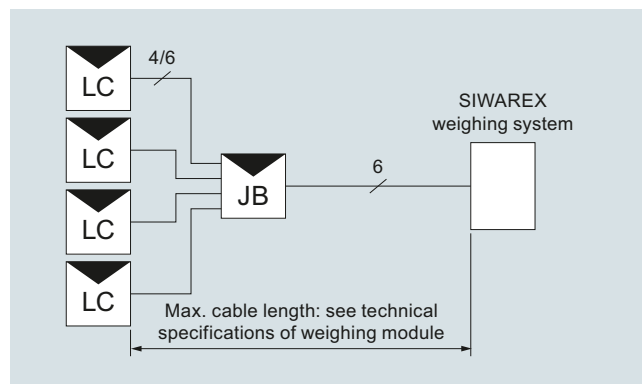
The junction box of die-cast aluminum consists of a lower section and cover. The enclosure is dust-protected and splashproof according to IP66 degree of protection. The cables are fed in through metric cable glands. In the enclosure, screw terminals are fixed onto a connection board.

The internal resistance, characteristic value and rated load of all parallel-switched load cells must be identical. The value of these variables is not limited by the junction box. Load cells can be connected in 4-wire or 6-wire systems.

For 6-wire systems, two jumpers must also be separated.

Connection examples

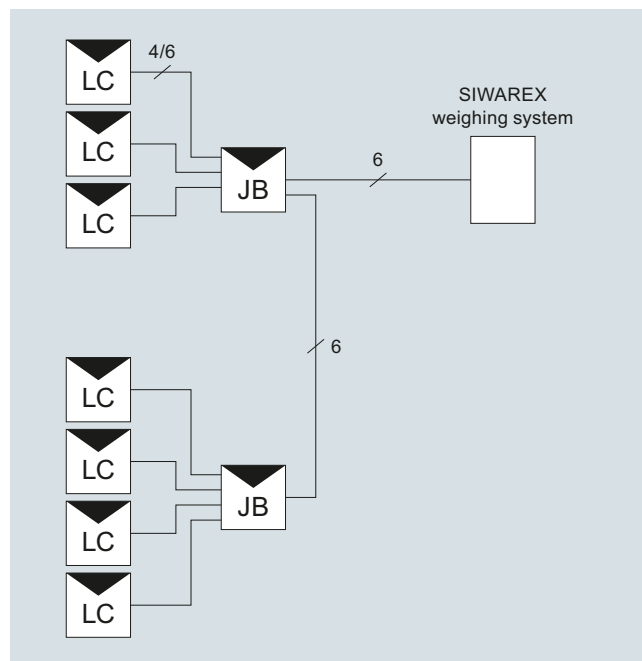
4 load cells



LC: Load cell

JB: Junction box in aluminum or stainless steel

7 load cells



LC: Load cell

JB: Only for junction boxes in aluminum

Technical specifications

SIWAREX JB junction box, aluminum and stainless steel enclosure

Cable glands	
• Of load cells	4 × M16
• Of signal cable	1 × M20
Permissible ambient temperature	
• During operation	-50 ... +80 °C (-58 ... 176 °F)
• During operation for legal-for-trade medium accuracy weighing machines	-10 ... +40 °C (14 ... 104 °F)
• During transportation and storage	-50 ... +100 °C (-58 ... +212 °F)
Degree of protection	IP66 to EN 60529
Vibration resistance of terminals according to DIN VDE 0611 11/77	10 Hz and 150 Hz, amplitude 0.35 mm

Selection and ordering data

Article No.

SIWAREX JB junction box, aluminum housing

7MH5001-0AA20

For connecting up to 4 load cells in parallel, and for connecting several junction boxes

SIWAREX JB junction box, stainless steel housing

7MH5001-0AA00

For connecting up to 4 load cells in parallel
Material: Stainless steel EN 1.4301

SIWAREX JB junction box, stainless steel housing (ATEX)

7MH5001-0AA01

For connecting up to 4 load cells in parallel
Material: Stainless steel EN 1.4301
(For zone allocation, see manual or type examination certificate)

Accessories (optional)

Cable Li2Y 1 x 2 x 0.75 ST + 2 x (2 x 0.34 ST) – CY

For connecting SIWAREX electronic weighing systems to junction box (JB), extension box (EB) and Ex interface or between two extension boxes.
For permanent installation. Occasional bending is possible.

External diameter:
approx. 10.8 mm (0.43 inch)

Permissible ambient temperature
-40 ... +80 °C (-40 ... +176 °F)

Sold by the meter.

• Sheath color: orange

7MH4702-8AG

• For hazardous atmospheres. Sheath color: blue.

7MH4702-8AF

EMC cable glands for SIWAREX JB, aluminum

7MH5002-0AA30

Contents:

4 × EMC cable glands M16

2 × blanking plugs M16

Extension set for SIWAREX JB, aluminum

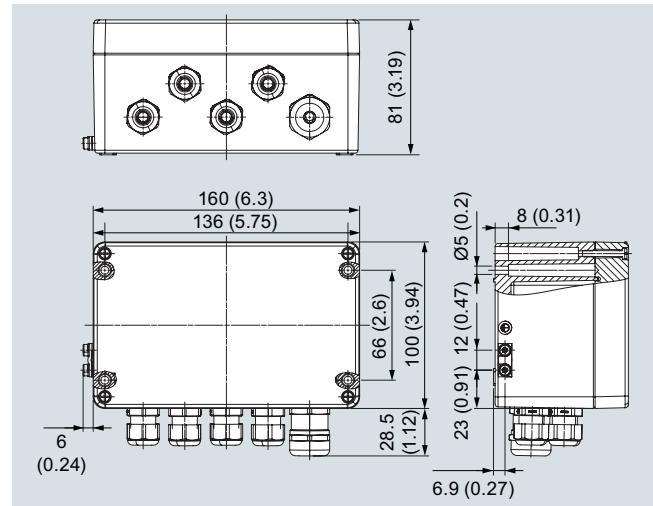
7MH5002-0AB30

Contents:

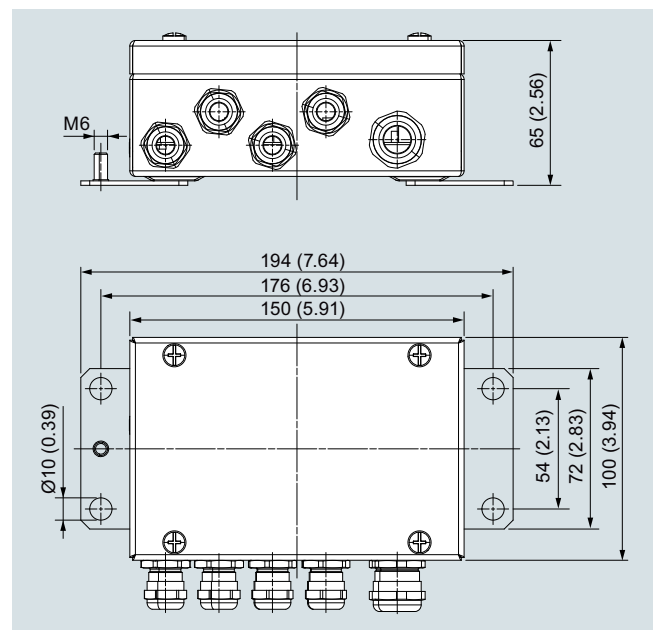
1 × EMC cable gland M20

1 × adapter, M16 to M20

Dimensional drawings



SIWAREX JB junction box in aluminum (7MH5001-0AA20), dimensions in mm (inches)



SIWAREX JB junction box in stainless steel (7MH5001-0AA00), dimensions in mm (inches)