



ENVIRONMENTAL PRODUCT DECLARATION

SIMATIC S7-1200 CPU

6ES7215-1AG40-0XB0

Type II according to ISO 14021 including life cycle impact assessment (LCIA)



SIEMENS

General information

This environmental product declaration (EPD) is based on the international standard ISO 14021 (“Environmental labels and declarations – Self declared environmental claims – Type II environmental labelling”). The data in this EPD has been evaluated on a full-scale life cycle assessment (LCA) study according to ISO 14040/44, taking into account the product category rules (PCR) for electronic and electrotechnical products and systems defined in EN 50693.

Siemens is dedicated to an environmentally conscious design of its products in line with IEC 62430 and has implemented an integrated management system according to ISO 9001, ISO 14001 and ISO 45001.

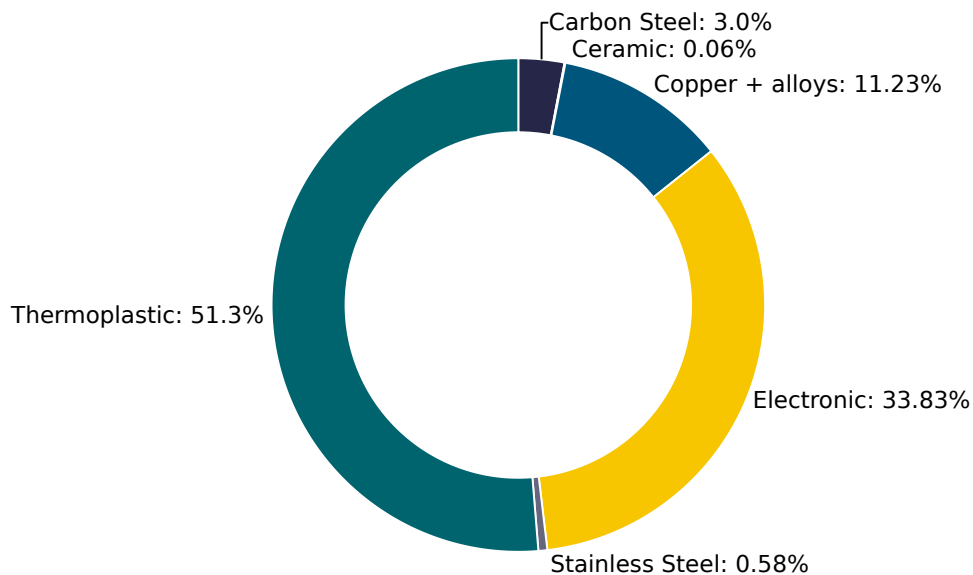
| Products | Variants in the product family SIMATIC S7-1200 CPU 1215C |
|---|---|
| Represented by the reference product | 6ES7215-1AG40-0XB0 |
| Product Description | SIMATIC S7-1200, CPU 1215C, compact CPU, DC/DC/DC, 2 PROFINET ports, onboard I/O: 14 DI 24 V DC; 10 DO 24 V DC; 0.5 A; 2 AI 0-10 V DC, 2 AO 0-20 mA DC, power supply: DC 20.4-28.8 V DC, program/data memory 200 KB |
| Functional Unit | To control industrial automation applications over the reference service lifetime of 10 years ¹ |

¹ The lifetime value used for calculation is a reference value and does not equate with the minimum, average or real life time.

Material composition

The following chart outlines the overall material composition of the calculated reference product without packaging. Product weight of 0.36 kg adds up with packaging weight of 0.04 kg to a total weight of 0.4 kg. Packaging consists of cardboard and paper.

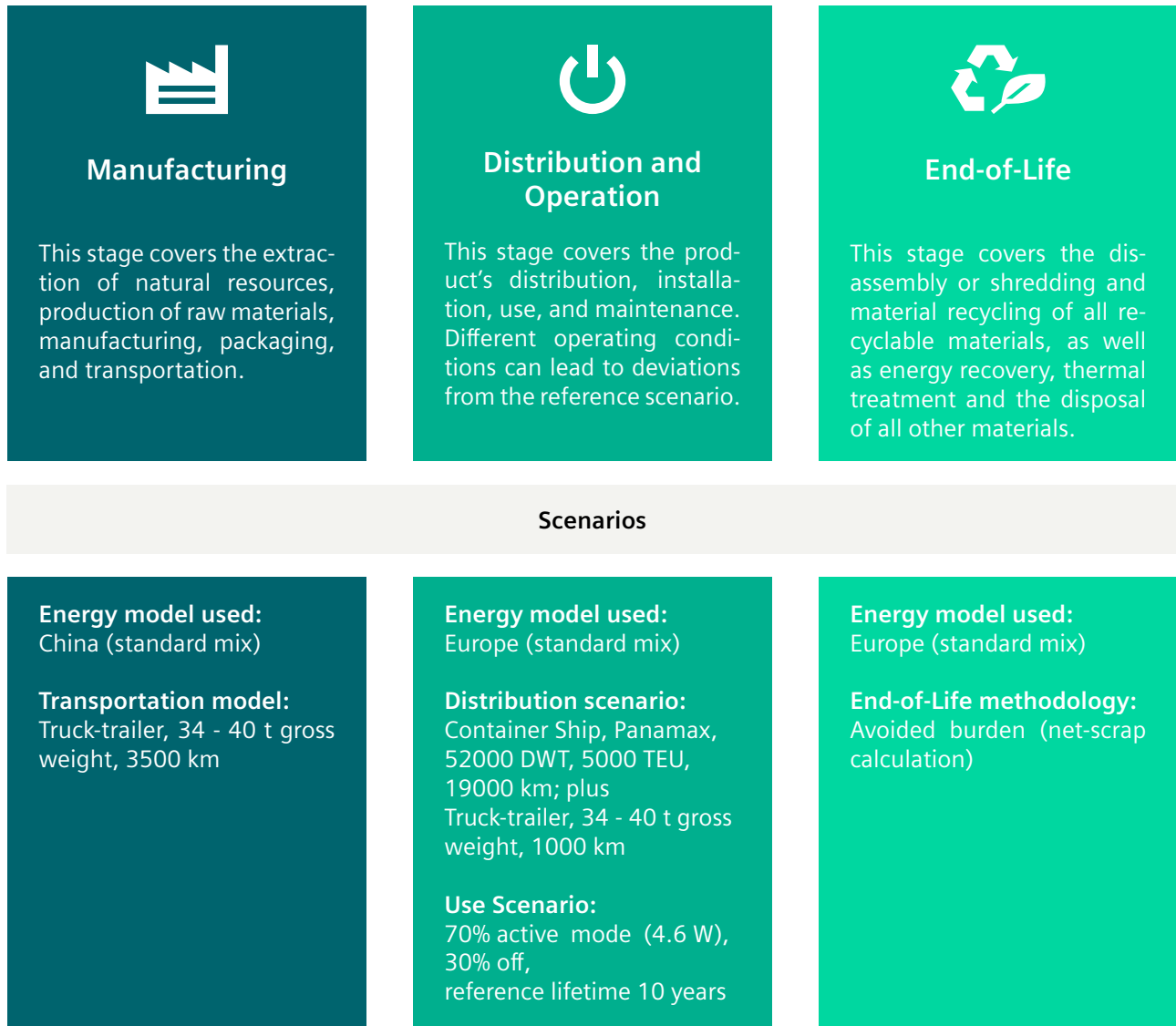
Product Weight 0.36 kg



Substance assessment

At Siemens, we are committed to the development and production of environmentally sound and sustainably produced equipment. This includes avoiding hazardous substances in our products without compromising their benefits for our customers. Please visit the following website to learn more about how we comply with product-related environmental regulations like RoHS, REACH, WEEE and others: [Product Related Environmental Protection](#)

Life cycle stages and reference scenarios



Key environmental performance indicators

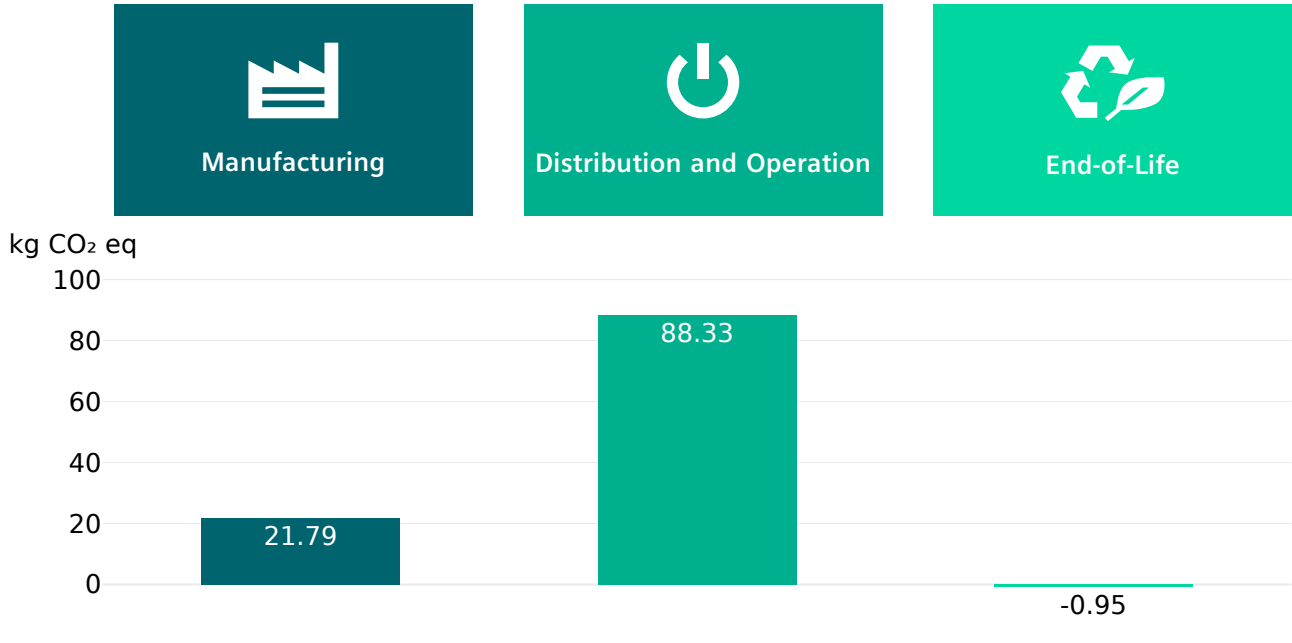
The following impact categories characterize the product's environmental footprint. They have been calculated with LCIA methodology EF3.1; LCA tool: Green Digital Twin (GDT), Database: One Siemens LCA Database (based on MLC CUP 2023.2, formerly GaBi).

Measurement setup of the energy consumption for the active mode in operation phase: room temperature, 24 V DC power supply, 25% load on the S7-1200 bus, all channels active, no channels connected.

| Impact Category | Unit | Total | Manufacturing | Distribution | Operation | End-of-Life |
|--|-------------------------|---------|---------------|--------------|-----------|-------------|
| Acidification | Mole of H+ eq | 3.07E-1 | 1.53E-1 | 2.63E-3 | 1.86E-1 | -3.49E-2 |
| Climate change – total | kg CO ₂ eq | 1.09E+2 | 2.18E+1 | 1.06E-1 | 8.82E+1 | -9.50E-1 |
| Climate change – fossil | kg CO ₂ eq | 1.08E+2 | 2.17E+1 | 1.05E-1 | 8.74E+1 | -9.44E-1 |
| Climate change – biogenic | kg CO ₂ eq | 8.22E-1 | 5.24E-2 | 1.38E-4 | 7.74E-1 | -4.54E-3 |
| Climate Change, land use and land use change | kg CO ₂ eq | 2.29E-2 | 1.50E-2 | 2.69E-4 | 9.53E-3 | -1.66E-3 |
| Ecotoxicity, freshwater – total | CTUe | 6.55E+2 | 1.53E+2 | 9.34E-1 | 5.11E+2 | -1.01E+1 |
| Eutrophication, freshwater | kg P eq | 4.30E-4 | 1.03E-4 | 1.23E-7 | 3.28E-4 | -1.53E-6 |
| Eutrophication, marine | kg N eq | 6.33E-2 | 2.05E-2 | 6.47E-4 | 4.47E-2 | -2.55E-3 |
| Eutrophication, terrestrial | Mole of N eq | 6.68E-1 | 2.22E-1 | 7.10E-3 | 4.67E-1 | -2.80E-2 |
| Human toxicity, cancer – total | CTUh | 3.35E-8 | 7.25E-9 | 1.76E-11 | 2.70E-8 | -7.88E-10 |
| Human toxicity, non-cancer – total | CTUh | 6.71E-7 | 2.69E-7 | 6.34E-10 | 4.31E-7 | -2.99E-8 |
| Ionising radiation, human health | kBq U235 eq | 5.01E+1 | 1.61E+0 | 2.67E-4 | 4.84E+1 | -2.55E-3 |
| Land Use | dimensionless (pt) | 7.79E+2 | 5.98E+1 | 1.67E-1 | 7.24E+2 | -4.72E+0 |
| Ozone depletion | kg CFC-11 eq | 2.38E-9 | 7.68E-10 | 8.98E-15 | 1.62E-9 | -2.72E-12 |
| Particulate matter | Disease incidences | 2.89E-6 | 1.57E-6 | 4.66E-8 | 1.57E-6 | -3.00E-7 |
| Photochemical ozone formation, human health | kg NMVOC eq | 1.75E-1 | 6.25E-2 | 1.83E-3 | 1.19E-1 | -8.61E-3 |
| Resource use, fossils | MJ | 2.12E+3 | 3.00E+2 | 1.32E+0 | 1.84E+3 | -1.61E+1 |
| Resource use, mineral and metals | kg Sb eq | 1.20E-3 | 2.85E-3 | 2.61E-9 | 1.35E-5 | -1.66E-3 |
| Water use | m ³ world eq | 2.40E+1 | 5.50E+0 | 4.76E-4 | 1.92E+1 | -7.48E-1 |


Climate change

This chart shows the overall impact of the product on climate change – total. The operations phase is the life-cycle phase with the biggest overall impact. Different operating conditions can lead to deviations from the reference scenario. The distribution stage of the reference product is not shown in the chart due to its relatively small contribution to climate change and its impact is included in the operation bar.



End-of-Life results

The End-of-Life stage was modelled by shredding of the device, followed by sorting and material separation process.



It leads to:

- an overall **product recyclability of up to 23%** mainly due to metal content
- an **energy recoverability of up to 56%** from plastic materials
- a **minimum disposal rate of 21%**

The exact final values depend on the used recycling process and add up to 100%.

Note: The device should not be disposed of as unsorted municipal waste. Special treatment for specific components may be mandated by law or recommended for environmental reasons. Observe all local and applicable laws.

Legal Disclaimer

This Environmental Product Declaration (EPD) is for information purposes only. It is based upon the standards mentioned above. This EPD does not warrant or guarantee the composition of a product or that the product will retain a particular composition for a particular period. Therefore, all warranties, representations, conditions, and all other terms of any kind whatsoever implied by statute or common law are – to the fullest extent permitted by applicable law – excluded.

Siemens therefore does not assume any liability for any error or for any consequence which may arise from the use of this information to the maximum extent under the law.

Please be aware that the data of this EPD cannot be compared with data calculated based upon product category rules (PCRs) other than the standards mentioned above. The values given are only valid within the context specified and cannot be used directly to draw up the environmental assessment of an installation.

Published by

Siemens AG
Digital Industries
Factory Automation
Gleiwitzer Str. 555
90475 Nürnberg-Moorenbrunn
Germany

Subject to changes and errors.

The information given in this document only contains general descriptions and/or performance features which may not always specifically reflect those described, or which may undergo modification in the course of further development of the products. In particular no assurance is given that those descriptions and performance features stand under warranty or guarantee in sense of any liability for any error or for any consequence which may arise from the use of this information to the maximum extent under the law. The requested performance features are binding only when they are expressly agreed upon in the concluded contract.

All product designations may be trademarks or product names of Siemens AG or other companies whose use by third parties for their own purposes could violate the rights of the owners.

© 2024 by Siemens