

# SIEMENS

Validity

1

Improvements in Update 1

2

Improvements in Update 2

3

## SIMATIC

### S7-1500 SIMATIC Energy Suite Update

Readme




04/2018

A5E44201855-AB

## Legal information

### Warning notice system

This manual contains notices you have to observe in order to ensure your personal safety, as well as to prevent damage to property. The notices referring to your personal safety are highlighted in the manual by a safety alert symbol, notices referring only to property damage have no safety alert symbol. These notices shown below are graded according to the degree of danger.

 <b>DANGER</b>
indicates that death or severe personal injury <b>will</b> result if proper precautions are not taken.
 <b>WARNING</b>
indicates that death or severe personal injury <b>may</b> result if proper precautions are not taken.
 <b>CAUTION</b>
indicates that minor personal injury can result if proper precautions are not taken.
<b>NOTICE</b>
indicates that property damage can result if proper precautions are not taken.


If more than one degree of danger is present, the warning notice representing the highest degree of danger will be used. A notice warning of injury to persons with a safety alert symbol may also include a warning relating to property damage.

### Qualified Personnel

The product/system described in this documentation may be operated only by **personnel qualified** for the specific task in accordance with the relevant documentation, in particular its warning notices and safety instructions. Qualified personnel are those who, based on their training and experience, are capable of identifying risks and avoiding potential hazards when working with these products/systems.

### Proper use of Siemens products

Note the following:

 <b>WARNING</b>
Siemens products may only be used for the applications described in the catalog and in the relevant technical documentation. If products and components from other manufacturers are used, these must be recommended or approved by Siemens. Proper transport, storage, installation, assembly, commissioning, operation and maintenance are required to ensure that the products operate safely and without any problems. The permissible ambient conditions must be complied with. The information in the relevant documentation must be observed.

### Trademarks

All names identified by ® are registered trademarks of Siemens AG. The remaining trademarks in this publication may be trademarks whose use by third parties for their own purposes could violate the rights of the owner.

### Disclaimer of Liability

We have reviewed the contents of this publication to ensure consistency with the hardware and software described. Since variance cannot be precluded entirely, we cannot guarantee full consistency. However, the information in this publication is reviewed regularly and any necessary corrections are included in subsequent editions.

# Table of contents

- 1    Validity ..... 4
- 2    Improvements in Update 1 ..... 5
- 3    Improvements in Update 2 ..... 6

# Validity

# 1

This update is valid for the following product:

- SIMATIC Energy Suite V15

---

**Note**

If you modify your system after installing the update with the product DVD, you will have to perform the update again.

---

# Improvements in Update 1

Update 1 contains the following improvements and changes:

## **Normalization factor**

The value range for the normalization factor of an energy data source of an energy object has been extended and now amounts to: 0 – 9999999 (previously: 9999).

## **Connection to WinCC RT Professional**

Improved behavior of the connection to WinCC RT Professional (data log) during short archiving periods (< 15 min).

## **Energy Suite Export Tool: Export negative energy values**

You can export archived energy values for analysis purposes using the Energy Suite Export Tool. Energy objects for counters that count backwards and forwards can result in negative energy values. The behavior of the Energy Suite Export Tool when exporting negative energy values has been improved.

## **Improved stability**

Improved stability during configuration of the archiving period in the settings of the energy program. This applies to Windows 7 installations for which English is not set as the system language.

## **Extended alarm messages for parameter assignment errors**

The system behavior for reporting parameter assignment errors has been improved. In the future, parameter assignment errors will be displayed with error code W#16#8613 at the Energy Suite block "EnS\_ArchiveHMI". This enables you to react immediately to parameter assignment errors in order to avoid possible data loss due to the error.

## Improvements in Update 2

Update 2 contains the following improvements and changes:

- Automatic configuration of the S7 block "LAcycCom\_ResourceManager\_Variant" in OB Main (OB1) for acyclic data acquisition
- Improved support of SIMATIC S7-PLCSIM Advanced
- Improved behavior when migrating projects (from V14 SP1 Update 5 to V15)
- Improved behavior when linking Energy Suite parameters to SIMATIC ProDiag monitoring functions