

TIA Portal V20

Technical slides

Release version 1.3

TIA Portal V20

Table of contents

SIMATIC WinCC Unified – Innovations

- Enhanced compile time and RT performance
- Engineering enhancements (system functions, dynamization overview, control toolbar buttons available via scripting,...)
- Improved Engineering efficiency (Corporate Designer, Graphic handling, library, faceplates, CFL, ...)
- Connectivity (LOGO!, multiplex DB-Name, ..)
- Improvements in options (PaCo, Audit)
- User and role specific start screens
- Redundancy
- Process Orchestration (MTP)

SIMATIC WinCC – Innovations

- Engineering of Professional, Advanced and Unified on one PC
- WinCC Advanced: no new RT Advanced V20 Version
- WinCC Professional: Support of dynamic SVG, WebUX (deep link, recipe control),...

SIMATIC STEP 7 – Innovations

- Continuous Integration: new LAD export/import format
- Online features for named value data types
- Named value types used by safety blocks and in type libraries

SIMATIC Motion Control – Innovations

- New Hardware S7-1500 T/TF
- New Single Axis Operations / New Synchronous Operations
- Support of second PROFINET IRT interface
- Cross-PLC synchronous operation using PN/PN Coupler
- Kinematics

SINAMICS Startdrive & DCC – Innovations

- Export backup file
- Drive parameter compare
- Unit switching
- Support of new drive firmware functions

TIA Cloud Services

- TIA Portal Cloud & TIA Portal Cloud Connector
- TIA Project-Server Cloud

SIMATIC Hardware

- S7-1200 G2
- SIMATIC Controller S7-1500 Standard & F
- Redundant Controller S7-1500 R/H
- SIMATIC ET 200SP Open Controller 3
- SIMATIC S7-1500V
- S7-Web Server
- Safety Integrated

System functions

- Upgrading TIA Portal projects
- PROFINET IRT features
- TIA Portal Documentation
- TIA Portal Openness
- TIA Portal Add-Ins
- Version Control Interface (VCI)
- CAx: AutomationML & Publication Tools
- TIA Portal User Management & Access Control (UMAC)
- TIA Portal Library Workflows
- TIA Portal Usability

SIMATIC AX - Automation Xpansion

- IT-like PLC engineering workflow (without TIA Portal): Textual hardware configuration
- Support of SIMATIC S7-1500V
- Limited Sales release in USA

TIA Portal Options

SIMATIC STEP 7 Safety

SIMATIC Safe Kinematics

TIA Portal Multiuser

SIMATIC Robot Library

OPC UA

SIMATIC S7-PLCSIM / S7-PLCSIM Advanced

SIMATIC Target for Simulink

TIA Portal Test Suite

SIMATIC Visualization Architect (SiVArc)

SIMATIC Modular Automation (MTP)

Central User Management (UMC)

Modular Application Creator

SIMATIC ProDiag / SysDiag

TIA Portal Teamcenter Gateway

TIA Package Manager

TIA Portal Safety Validation Assistant

TIA Portal V20

SIMATIC WinCC Unified

SIMATIC WinCC Unified – Innovations

- Enhanced compile time and RT performance
- Engineering enhancements (system functions, dynamization overview, control toolbar buttons available via scripting,..)
- Improved Engineering efficiency (Corporate Designer, Graphic handling, library, faceplates, CFL, ...)
- Connectivity (LOGO!, multiplex DB-Name, ..)
- Improvements in options (PaCo, Audit)
- User and role specific start screens
- Redundancy
- Process Orchestration (MTP)

SIMATIC WinCC – Innovations

- Engineering of Professional, Advanced and Unified on one PC
- WinCC Advanced: no new RT Advanced V20 Version
- WinCC Professional: Support of dynamic SVG, WebUX (deep link, recipe control),...

SIMATIC STEP 7 – Innovations

- Continuous Integration: new LAD export/import format
- Online features for named value data types
- Named value types used by safety blocks and in type libraries

SIMATIC Motion Control – Innovations

- New Hardware S7-1500 T/TF
- New Single Axis Operations / New Synchronous Operations
- Support of second PROFINET IRT interface
- Cross-PLC synchronous operation using PN/PN Coupler
- Kinematics

SINAMICS Startdrive & DCC – Innovations

- Export backup file
- Drive parameter compare
- Unit switching
- Support of new drive firmware functions

TIA Cloud Services

- TIA Portal Cloud & TIA Portal Cloud Connector
- TIA Project-Server Cloud

SIMATIC Hardware

- S7-1200 G2
- SIMATIC Controller S7-1500 Standard & F
- Redundant Controller S7-1500 R/H
- SIMATIC ET 200SP Open Controller 3
- SIMATIC S7-1500V
- S7-Web Server
- Safety Integrated

SIMATIC AX - Automation Xpansion

- IT-like PLC engineering workflow (without TIA Portal): Textual hardware configuration
- Support of SIMATIC S7-1500V
- Limited Sales release in USA

TIA Portal Options

SIMATIC STEP 7 Safety

SIMATIC Safe Kinematics

TIA Portal Multiuser

SIMATIC Robot Library

OPC UA

SIMATIC S7-PLCSIM / S7-PLCSIM Advanced

SIMATIC Target for Simulink

TIA Portal Test Suite

SIMATIC Visualization Architect (SiVArc)

SIMATIC Modular Automation (MTP)

Central User Management (UMC)

Modular Application Creator

SIMATIC ProDiag / SysDiag

TIA Portal Teamcenter Gateway

TIA Package Manager

TIA Portal Safety Validation Assistant

WinCC Unified V20

Performance (ES & compile & RT)



- Improve Delta compile capability for connections
- ES Resource Monitor Overview of Multiplex Tags
- Enhanced performance in runtime
- Optimized Tag Multiplexing
- Optimize high resolution graphics in ES

Engineering Enhancements



- Dynamization overview
- Enhanced expressions
- Rename layer on screen/faceplate level
- Activate Control Toolbar Buttons via HMI Screen Item or Script (*)
- Display of value scaling / measurement unit conversion
- Enhanced Screen Item Navigation and Crosshair Button (*)
- System functions
 - Activate / Deactivate event logger
 - Start /stop logging (alarms, tag, audit) (*)
 - change user (via alias, name/pwd) (*)
- Trigger
 - Script is triggered only on tag value change
 - Tag triggers for Screens and Scheduled Tasks (*)

Central Color palette



- Color palettes in library (*)
- Assign color via scripting and via object picker

* as of V19 updates

Engineering Efficiency



- Corporate Designer
 - Version matching custom styles
 - Target device version for custom styles
- Graphic handling
 - Improvements for display dynamic SVG graphics in preview
 - Editing SVG images with external application
 - New set of dynamic widget
- Library
 - Disable use of faceplate types
 - Create library types: Text lists, Graphics & Scripts
 - Identify cross references for PLC UDT in faceplates
 - Identify and filter Unified library types
- Faceplates
 - *Popup events*
 - *Preview static interface values (WBSE)*
 - Formatted Texts for Text Properties in Faceplates
 - Property interface with expression and conversion functions
 - Text list types in Faceplates and Screens (*)
 - Identify and filter Unified library types
- Standardized Engineering
 - SIMATIC Control Function Library (CFL)

Connectivity

- Support nesting depth up to 26
- Native communication channel LOGO!
- Indirect addressing 1200/1500- multiplex DB Name (*)
- Read/Write a block of data via scripting
- Using umlaut in the address of an OPC UA
- OPC UA Client – Methods (*)
- OPC UA Client – LInt64 & ULInt64 Datatype Support

10001011

10010001

00010000

WinCC Unified V20

Process Diagnostics

- Change Graph sequence of Graph & ProDiag Overview Control during Runtime (*)
- PLC Code View – Tooltip texts for abbreviated texts



Audit

- Audit of Parameter sets
- Audit for alarm operations (shelve, hide)
- Configurable ESig procedure (*)
- Manipulation detection on audit files (*)



Parameter Control

- Extended number of parameter sets (4000 Elements)
- Control Usability
 - Definition of sorting the parameter sets at ES
 - Search parameter set at RT
- Numeric keyboard support for PaCo
- Audit support of PaCo
- Use of single Tags



Alarm Control enhancements

- Multiline display
- Paging for reading of alarm archives
- Filtering for all columns



Others

- Numeric keyboard for Unified UxP
- Limit a zoom level
- Debugging of JavaScript via VS Code (*), Simatic Unified Air app (*)
- New access to online documentation



User Management

- Authentication via system function
 - ChangeUser (Username & PWD)
 - Secure login without password (Alias)
- Support of RFID in Central User Management (PC)
- Global search for RT rights



Specific start screen (PC RT)

- User specific start screen
- Role specific start screen



Runtime persistency (PC RT)

- On demand persistency and auto persistency for global and personalized settings for alarm control, trend controls, f(x)



Redundancy (PC RT)

- Data redundancy of
 - Current and logged process values
 - Pending and logged alarms
 - Audit trail, Parameter sets
- Supporting S7-300, S7-400, S7-1200, S7-1500
- Base UI redundancy



Unified Data Hub (PC RT)

- Access to data from offline UDH clients
- Automatic backup and restore
- **3rd party access via GraphQL**



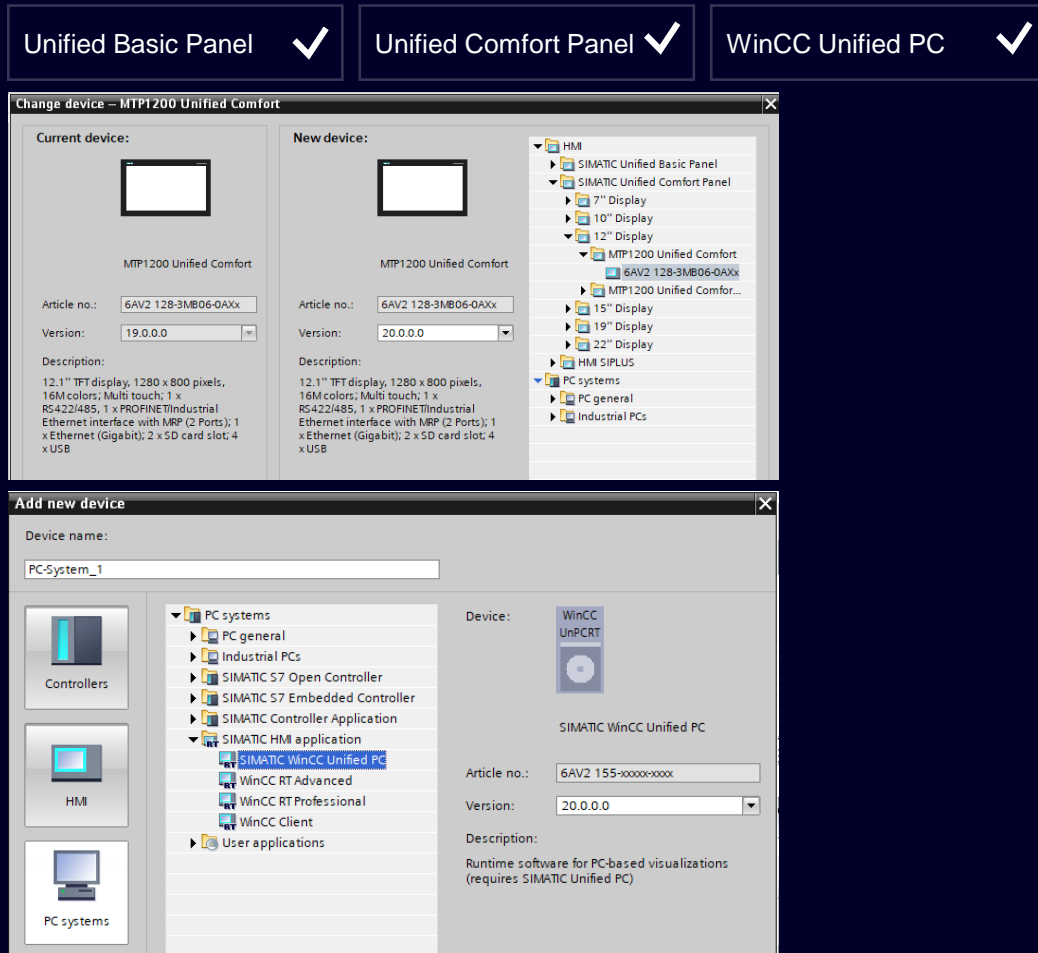
Module Type Package (MTP)

- SIMATIC MTP Integrator for WinCC Unified

* as of V19 updates

WinCC Unified V20 - Scalability

New device versions



New device version for

- ✓ PC Runtime
- ✓ Unified Comfort Panels
- ✓ Unified Basic Panels

New features are available in the corresponding device version only

- Upgrade the Unified devices
- Upgrade Faceplates in library (if necessary)
- Upgrade Custom Web Controls in projects (if necessary)

WinCC Unified V20 - Performance

Compile Performance

Unified Basic Panel ✓

Unified Comfort Panel ✓

WinCC Unified PC ✓



Compile performance has been improved in certain scenarios

Rebuild should be around 20% - 40% faster compared to V18 depending on the project contents (already V19 Update 1)

Delta Compile improvements are visible when

- Compiling screens
- Compiling small changes in JavaScripts

Delta Compile is the preferable compile method!

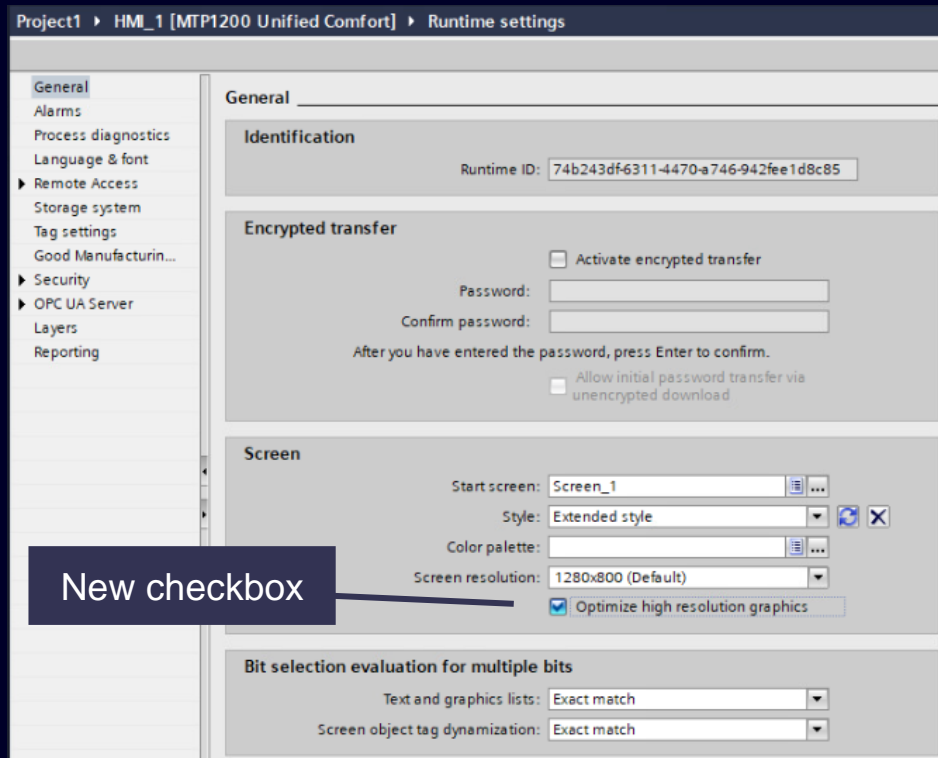
WinCC Unified V20 - Performance

Optimize high resolution graphics in ES during configuration

Unified Basic Panel ✓

Unified Comfort Panel ✓

WinCC Unified PC ✓



Optimize high resolution graphics in ES during configuration

Bitmap images are resized during compilation to improved runtime performance due to optimized graphics

➤ Resize is based on the usages of the images e.g., high-resolution bitmap used for a button image is resized automatically to the necessary dimension

➤ No recognizable quality change visible in runtime

SVG-files are not resized, only bitmap graphics can be resized

WinCC Unified V20 - Performance

Optimized Tag Multiplexing

Unified Basic Panel ✓

Unified Comfort Panel ✓

WinCC Unified PC ✓

The screenshot shows the WinCC Unified V20 interface with the Resource Monitor tool open. The tool provides an overall assessment of the system's performance, highlighting a warning for 'Structure Multiplex tags: DB_UDT_Simple_Input_1, DB_UDT_Simple_Input_2'. A table below the assessment shows the following resource usage:

Resource type	Count	Recommendation	Allowed max.	Comment
Screens	2	2000		OK
Power tags	5819	600000		OK
Logging tags	0	5000	5000	OK
Connections	3	128	128	OK
Multiplex tags	23			OK
Structure Multiplex tags: with mor...	23	20		Warning: Stay below recommended limits to improve device perf...

Tag multiplexing is optimized for a reduced screen load time

- Multiplexing only on demand for subscribed tags
- Displaying Warning for count over limits.
- Performance hint in engineering (resource monitor)

The Resource Monitor can calculate

- Number of Multiplex Tags (Index and DBName) with more than 200 Child members
- Warning Message for user in Overview with HMI Tag Names when there are more tags configured than the limit
- Device Limits : UBP : 5, UCP : 10, UPC : 20

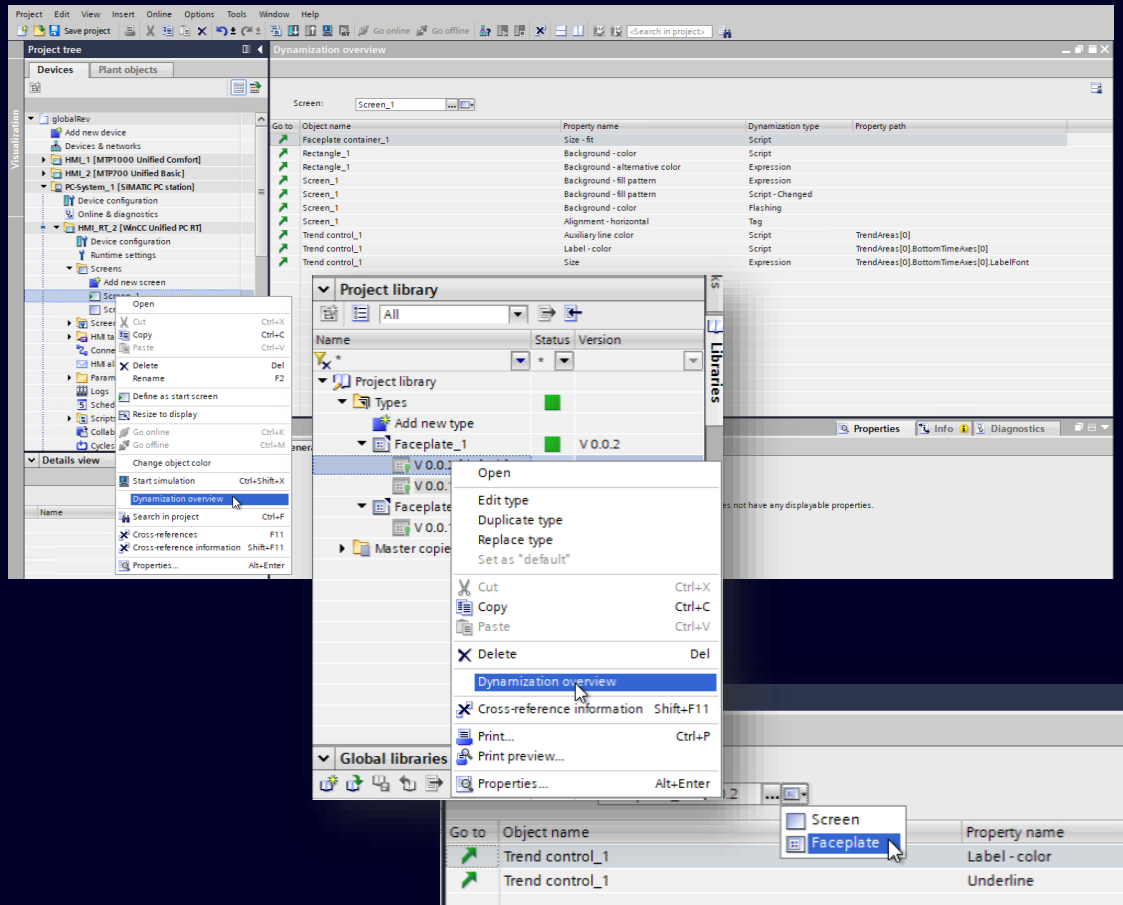
WinCC Unified V20 - Engineering Enhancements

Dynamization overview

Unified Basic Panel ✓

Unified Comfort Panel ✓

WinCC Unified PC ✓



Get a fast overview of dynamized objects on screen or faceplate level

- Display the dynamized objects: Script, expressions, trigger
- Available for screens and faceplates and nested faceplates
- Jump directly to the dynamized object

WinCC Unified V20 - Engineering Enhancements

New possibilities with Expression Dynamization

Unified Basic Panel ✓

Unified Comfort Panel ✓

WinCC Unified PC ✓

Text box [Text box]

Properties Events Texts Expressions

Add property Remove property Move up Move down

Condition	Background - color	Background - color -> Fla..	Background
Default	51, 204, 204	No	Red
('Counter1' * 'Counter2') > 20	Light_Petrol (2)	No	255, 255, 255
OR8('Counter1','Counter2')==5	0, 255, 0	No	255, 255, 255
('Counter1' * 'Counter2') + 'Counter3' > 'CounterX'	0, 255, 0	No	255, 255, 255
<Add new>			

IF () AND OR NOT XOR + - * / ^ % > < >= <= == !=

Bitwise Conversion functions

OR8('Counter1','Counter2')==5

- AND32()
- AND16()
- AND8()
- OR32()
- OR16()
- OR8()
- XOR32()
- XOR16()
- XOR8()
- NOT32()
- NOT16()
- NOT8()

Conversion functions

- Color
- Length
 - Convert_km_to_miles()
 - Convert_miles_to_km()
 - Convert_inches_to_cm()
 - Convert_cm_to_inches()
 - Convert_feet_to_m()
 - Convert_m_to_feet()
- Mass
- Volume
- Temperature
- Speed
- Energy
- Pressure
 - Convert_atm_to_Pa()
 - Convert_Pa_to_atm()

Functionality of expressions was extended:

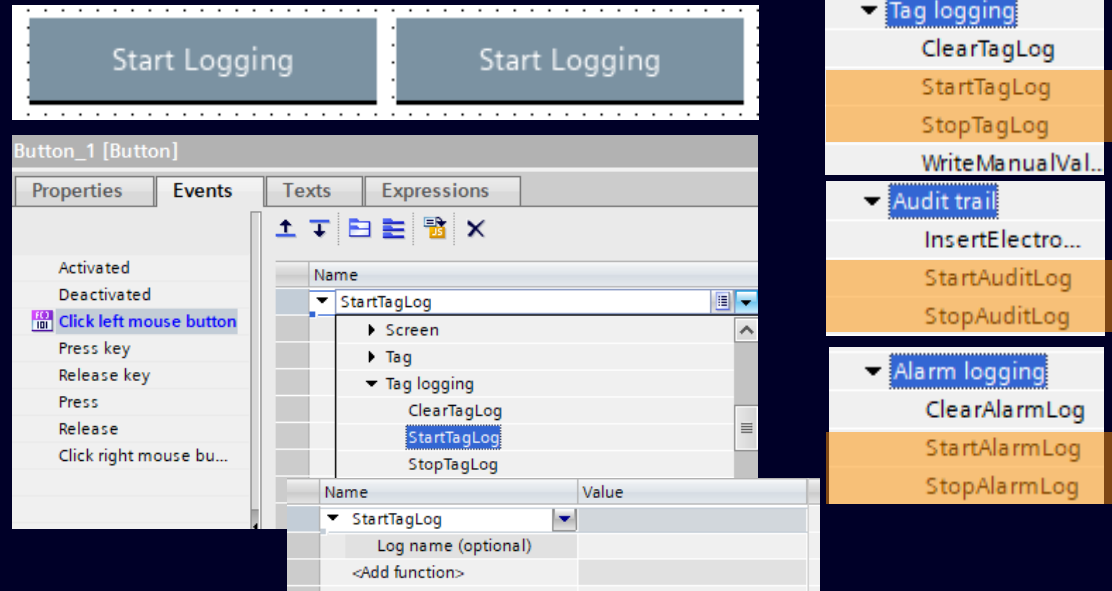
- Support of
 - Mathematical operators
 - Relational operators
 - Bitwise functions
 - Text property dynamization in Expressions
- Usability improvements
 - Copy, paste, delete, reorder
 - validation of expression condition during engineering
 - Copy expression from one screen item to another screen item

as of V19 Update 2

WinCC Unified V20 - Engineering Enhancements

System function for start / stop logging

Unified Basic Panel ✓ Unified Comfort Panel ✓ WinCC Unified PC ✓



The screenshot displays two 'Start Logging' buttons at the top. Below them is the 'Button_1 [Button]' configuration window. The 'Events' tab is active, showing a list of events with 'Click left mouse button' selected. The 'Expressions' tab is also visible, showing a tree view for 'StartTagLog' with sub-items: 'Screen', 'Tag', 'Tag logging', 'ClearTagLog', 'StartTagLog', and 'StopTagLog'. A dropdown menu is open, showing options for 'Tag logging', 'Audit trail', and 'Alarm logging', with 'StartTagLog', 'StopTagLog', 'StartAuditLog', 'StopAuditLog', 'StartAlarmLog', and 'StopAlarmLog' highlighted in orange.

```
1 export async function Button_3_OnTapped(item, x, y, modifiers, trigger) {
2   try {
3     await HMIRuntime.TagLogging.SysFct.StartTagLog(undefined);
4   }
5   catch (err) { }
6 }
7
```

```
1 export async function Button_4_OnTapped(item, x, y, modifiers, trigger) {
2   try {
3     await HMIRuntime.TagLogging.SysFct.StopTagLog(undefined);
4   }
5   catch (err) { }
6 }
7
```

Start and stop the logging in WinCC Unified

Stop and start the logging, if necessary, e.g.

- Only log over dedicated time
- Start log on a dedicated occurrence (Error on plant floor, Product category)
- Logging service for different production operation modes (log for Production, log for maintenance)

Start and stop is available for..

- Tag Logging
- Alarm Logging
- Audit Trail

as of V19 Update 2

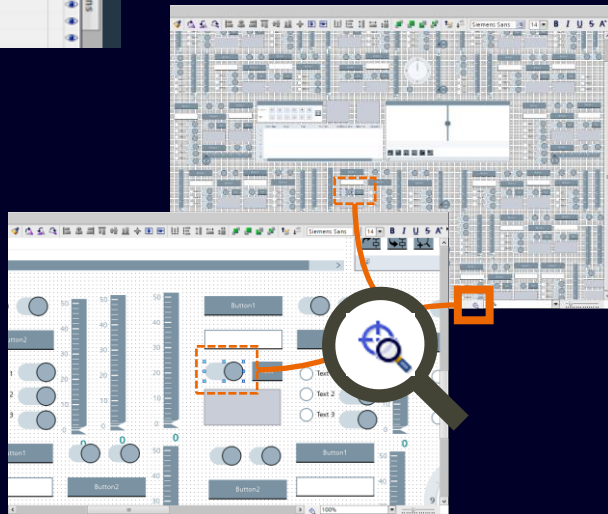
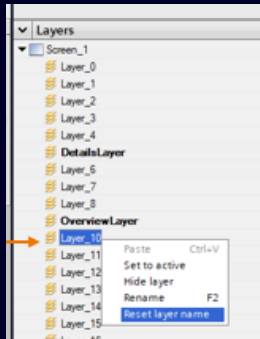
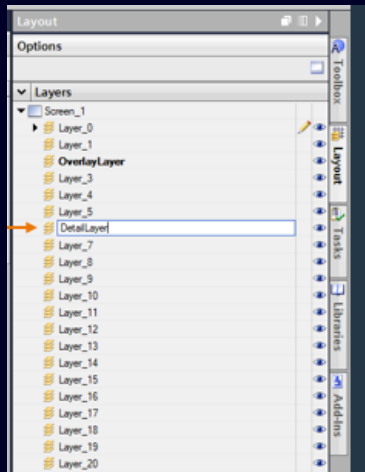
WinCC Unified V20 - Engineering Enhancements

Rename layers at screens and faceplates & Jump to highlighted object in huge screens

Unified Basic Panel ✓

Unified Comfort Panel ✓

WinCC Unified PC ✓



Rename layers at screens and at faceplates individually

Individual and central renaming of layers can support the structure of your projects!

- Layers of screens can be central renamed in the runtime settings
- Layers of individual screens or faceplates can be renamed separately
- Full script support accessing renamed layers

Jump to highlighted object in huge screens

Enhanced functionality when navigating screen items on a huge screen

- Crosshair button to center and zoom the selected screen item when working on the editor

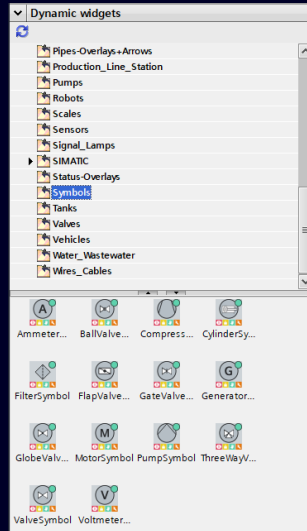
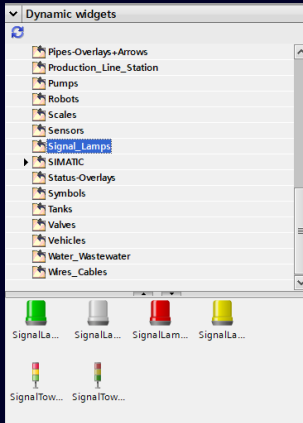
WinCC Unified V20 - Engineering Efficiency

Improvements for dynamic SVG graphics & editing SVG images with external program

Unified Basic Panel ✓

Unified Comfort Panel ✓

WinCC Unified PC ✓

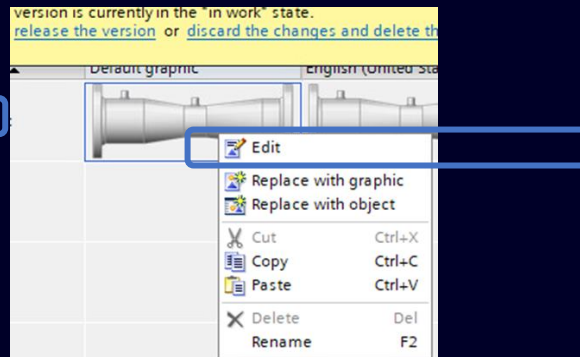
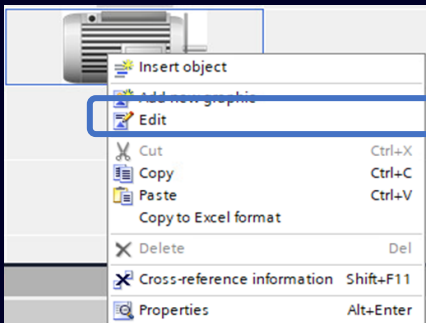


Improved thumbnail preview for dynamic widgets

- Dynamic widgets are displayed with the colors predefined in the SVGHMI
 - Same rendering for SVG types in Preview – window for dynamic SVG types as in screen editor
 - Drag & Drop new dynamic widget from the Toolbox into the editor of a dynamic SVG type inside the library

Editing SVG with external program

- External editor for SVG files can be used for editing directly from TIA Portal
- 'Edit' is available on the context menu for SVG objects in Graphics, Graphic Lists, and Graphic types (Library)



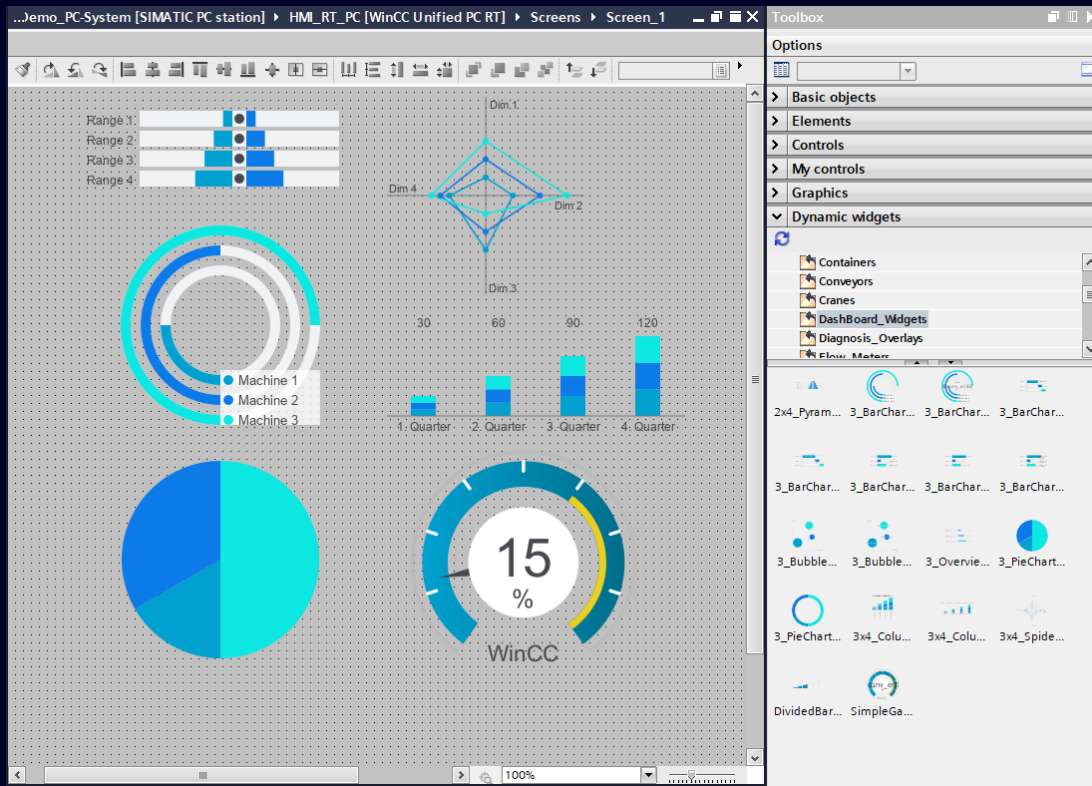
WinCC Unified V20 - Engineering Efficiency

Widgets - new dynamic widgets available

Unified Basic Panel ✓

Unified Comfort Panel ✓

WinCC Unified PC ✓



New set of Dynamic Widgets (Dynamic SVGs)

➤ New Dynamic Widgets delivered with TIA V20 to organize, analyze and visualize information by showing relationships and categories

- Circular bar charts
- Bar charts
- Stacked bar charts
- Bubble charts
- Pie charts

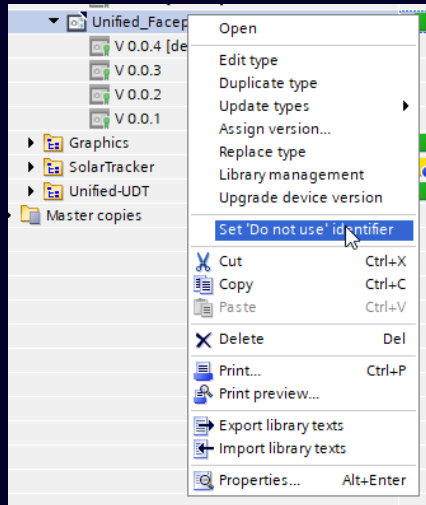
WinCC Unified V20 - Engineering Efficiency Library – Disable use of Faceplate Types

Unified Basic Panel ✓

Unified Comfort Panel ✓

WinCC Unified PC ✓

Unified_Faceplate



Unified_Faceplate

Faceplate can be set with a “Do not Use” Flag

Disable the instantiation of faceplates in the Global Library for a further use in a project

Mark a faceplate not to be used as it is “obsolete” or should be a “template” faceplate.

- If flag is set the instantiation of faceplate in screen is not possible
- Only duplicate, modify and instantiate the duplicate

Info:
Valid only for Unified devices


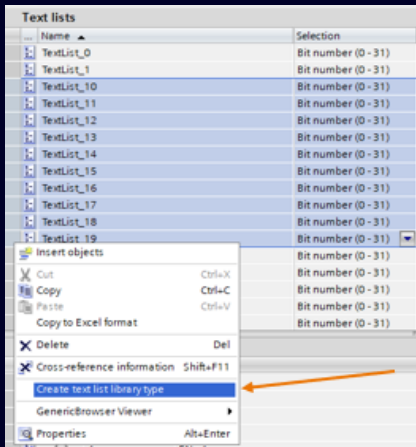
WinCC Unified V20 - Engineering Efficiency

Library – Create library types from project & use text list types in faceplates and screens

Unified Basic Panel ✓

Unified Comfort Panel ✓

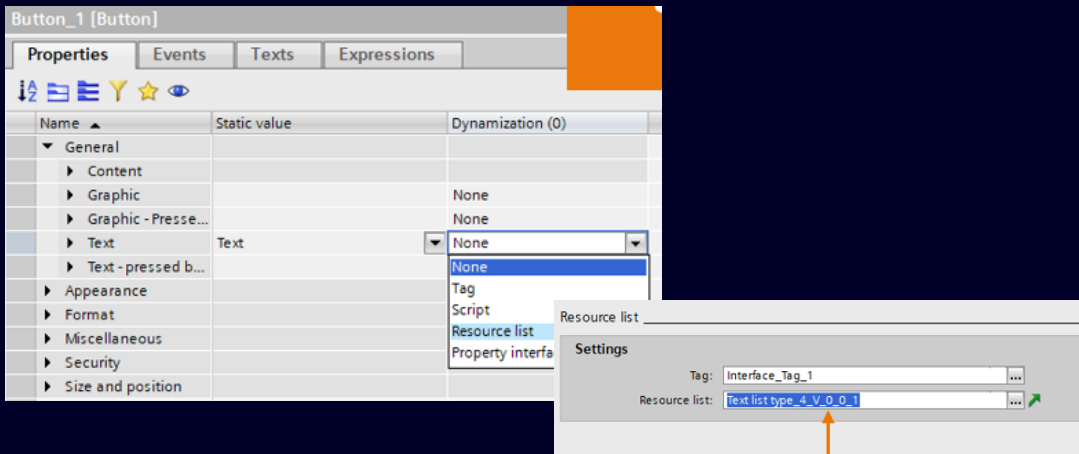
WinCC Unified PC ✓



Creating library types out of existing project items like text lists to save time and manage a workflow

Create library types from your project via context menu with single- and multi-selection support of

- Text lists
- Graphics
- Script Modules



Configure a text list from your project library in faceplates or screens

Two steps are necessary at a text property:

1. Select Resource list as the Dynamization
2. In the Setting select a Tag as an index and pick the version of the resource list

WinCC Unified V20 - Engineering Efficiency

Library - identify cross references

Unified Basic Panel ✓

Unified Comfort Panel ✓

WinCC Unified PC ✓

Object	Reference location	Reference type	As	Access	Address	Type	Device	Path
Faceplate_SimpleUDTV 0.0...		Faceplate type				Types\Faceplates\Faceplate_Si		
Faceplate_SimpleUDTV 0.0...		Faceplate type				Types\Faceplates\Faceplate_Si		
UDTSimple V 0.0.1	@Faceplate type ▶ Interface tags.InterfaceTag_SimpleUdt	Uses				Types\UDTS\UDTSimple		

Object	Reference location	Reference type	As	Access	Address	Type	Device	Path
Faceplate_SimpleUDTV 0.0...		Faceplate type				Types\Faceplates\Faceplate_Si		
Faceplate_SimpleUDTV 0.0...		Faceplate type				Types\Faceplates\Faceplate_Si		
UdtSimple V 0.0.1	@Faceplate type ▶ Interface tags.InterfaceTag_SimpleUDTV	Uses				Types\UDTS\UDTSimple		
UdtSimple V 0.0.1	@Faceplate type ▶ Interface tags.InterfaceTag_SimpleUDTV	Uses				Types\UDTS\UDTSimple		
MemberInt	@Faceplate type ▶ Property.Size - height	Uses				Types\UDTS\UDTSimple		

Object	Reference location	Reference type	As	Access	Address	Type	Device	Path
Faceplate_SimpleUDTV 0.0...		Faceplate type				Types\Faceplates\Faceplate_Si		
Faceplate_SimpleUDTV 0.0...		Faceplate type				Types\Faceplates\Faceplate_Si		
UdtSimple V 0.0.1	@Faceplate type ▶ Interface tags.InterfaceTag_SimpleUDTV	Uses				Types\UDTS\UDTSimple		
MemberArrInt[0]	@Faceplate type ▶ Event.Click right mouse button.Script code	Uses				Types\UDTS\UDTSimple		
MemberInt	@Faceplate type ▶ Property.Alignment - horizontal	Uses				Types\UDTS\UDTSimple		
MemberReal	@Faceplate type ▶ Property.Alignment - horizontal	Uses				Types\UDTS\UDTSimple		
IO field_1	@Faceplate type IO field_1 ▶ Event.Click right mouse button.Script code	Uses				Types\UDTS\UDTSimple		
IO field_1	@Faceplate type IO field_1 ▶ Event.Activated.Script code	Uses				Types\UDTS\UDTSimple		
IO field_1	@Faceplate type IO field_1 ▶ Property.Position - left	Uses				Types\UDTS\UDTSimple		
IO field_1	@Faceplate type IO field_1 ▶ Property.Process value.Script code	Uses				Types\UDTS\UDTSimple		
IO field_1	@Faceplate type IO field_1 ▶ Property.Process value.Script code.Trigger tag	Uses				Types\UDTS\UDTSimple		
IO field_1	@Faceplate type IO field_1 ▶ Event.Activated.Script code	Used by				Types\UDTS\UDTSimple		
IO field_1	@Faceplate type IO field_1 ▶ Event.Activated.Script code	Used by				Types\UDTS\UDTSimple		
IO field_1	@Faceplate type IO field_1 ▶ Event.Click right mouse button.Script code	Used by				Types\UDTS\UDTSimple		
IO field_1	@Faceplate type IO field_1 ▶ Event.Click right mouse button.Script code	Used by				Types\UDTS\UDTSimple		
IO field_1	@Faceplate type IO field_1 ▶ Property.Process value.Script code	Used by				Types\UDTS\UDTSimple		
IO field_1	@Faceplate type IO field_1 ▶ Property.Process value.Script code	Used by				Types\UDTS\UDTSimple		

Cross Reference for PLC UDT in Unified Faceplates

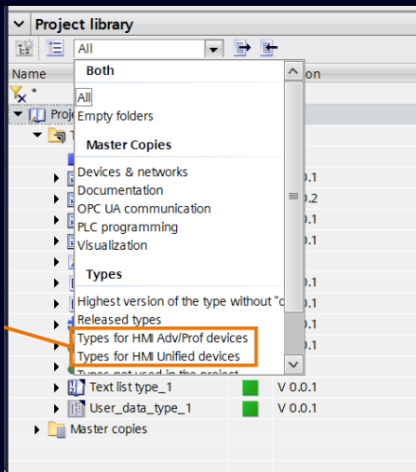
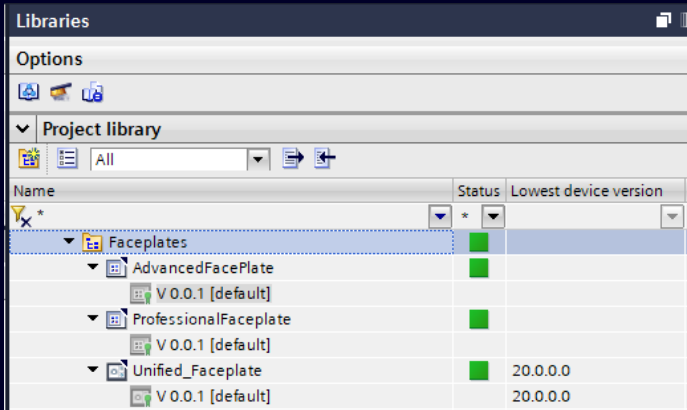
- Cross reference shows PLC UDT used at interface tag in Unified Faceplates
- PLC UDT used in tag or script dynamization, or on at event function lists and event scripts are shown in cross reference views
- Screen items of Unified Faceplates which are using PLC UDT member are shown in cross reference view



Using cross reference for PLC UDT and Unified Faceplates saves a lot of time!



WinCC Unified V20 - Engineering Efficiency

Library - Identify and filter Unified library types (Faceplates)



Immediately identify Unified Faceplate from non-Unified Faceplates

Fast distinguish between different device types, if you configure or migrate

- Unified Faceplates are displayed with the icon 
- Non Unified Faceplates are displayed with the icon 

The library view can be filtered between Unified types and Adv/Prof types

- See only types which can be use on a Unified device
- See only types for an Adv/Prof device
- See all

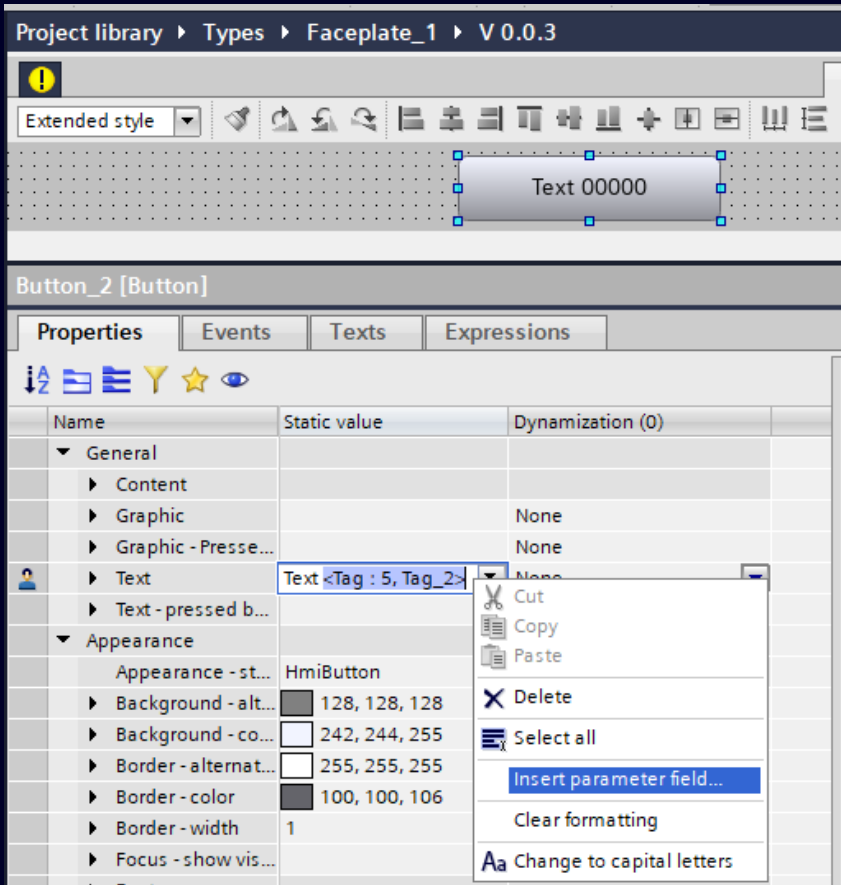
WinCC Unified V20 - Engineering Efficiency

Faceplates - Formatted Texts for Text Properties of Screen Items in Faceplates

Unified Basic Panel ✓

Unified Comfort Panel ✓

WinCC Unified PC ✓



Format Texts inside faceplates with parameter tags via context menu

- Static texts can be formatted now as usual in screens
- Insert parameter fields with Tags value support
- No support for textlist based parameter fields

Format texts supports efficient engineering without the need of scripts in faceplates

WinCC Unified V20 - Engineering Enhancements

Standardization | Central color palette – as library object

Unified Basic Panel ✓ Unified Comfort Panel ✓ WinCC Unified PC ✓

Add new type

Name: Color palette_3

Specify device for the new type

Unified Panels / WinCC Unified PC

Lowest device version

19.0.0.2

Select new type to be added

HMI style

Color palette

Project library ▶ Types ▶ Color palette_3 ▶ V 0.0.1

Index	Name	Color
1	My_Red_Color	170, 0, 0
2	My_Green_Color	0, 200, 0
3	My_Blue_Color	0, 0, 230
4	Color_4	0, 0, 0
5	Color_5	0, 0, 0
6	Color_6	0, 0, 0
7	Color_7	0, 0, 0
8	Color_8	0, 0, 0
9	Color_9	0, 0, 0
10	Color_10	0, 0, 0
11	Color_11	0, 0, 0
12	Color_12	0, 0, 0
13	Color_13	0, 0, 0
14	Color_14	0, 0, 0

Screen

Start screen: Screen_1

Selected style: Extended style

Color Palette of the HMI device: Color palette_1 V 0.0.2

Screen resolution: 1920x1080 (Default)

Zoom without pressing the Ctrl button

Define and update colors centrally ¹

Color Palette as new Library type

- 500 named colors can be configured
- Works as a standard library type

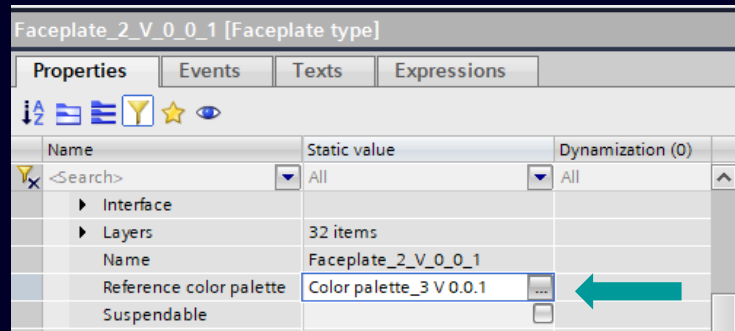
Configuration for a device

- Assign to a device in Runtime settings

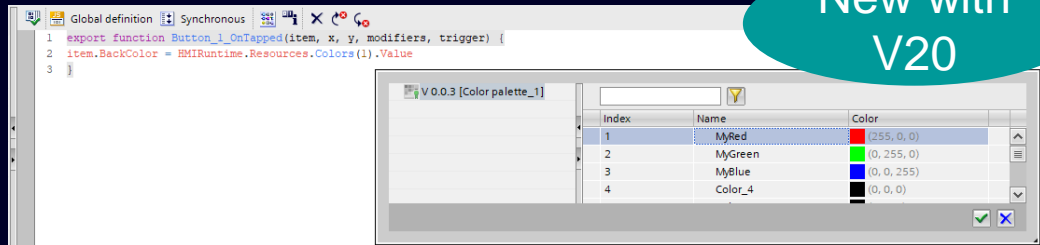
¹ Since V19 Update 2 the feature is available in scripts including faceplates.

WinCC Unified V20 - Engineering Enhancements

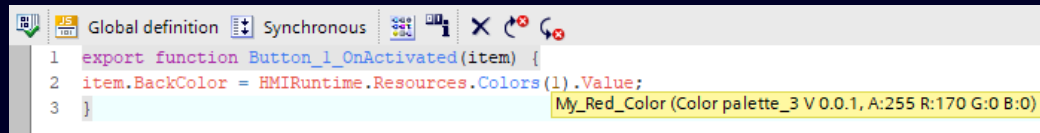
Standardization | Central color palette – usage via scripting including faceplates



New with V20



Index	Name	Color
1	MyRed	(255, 0, 0)
2	MyGreen	(0, 255, 0)
3	MyBlue	(0, 0, 255)
4	Color_4	(0, 0, 0)



1 Since V19 Update 2 the feature is available in scripts including faceplates.

Define and update colors centrally ¹

Configuration for a Faceplate

➤ Assign to a Faceplate Type ←

Hint: Works as a preview.

Color Configuration in scripts

➤ Configure colors by index from the assigned Color Palette via NEW object picker

Hint: There is a tooltip to display Color Palette and detailed color information as well.

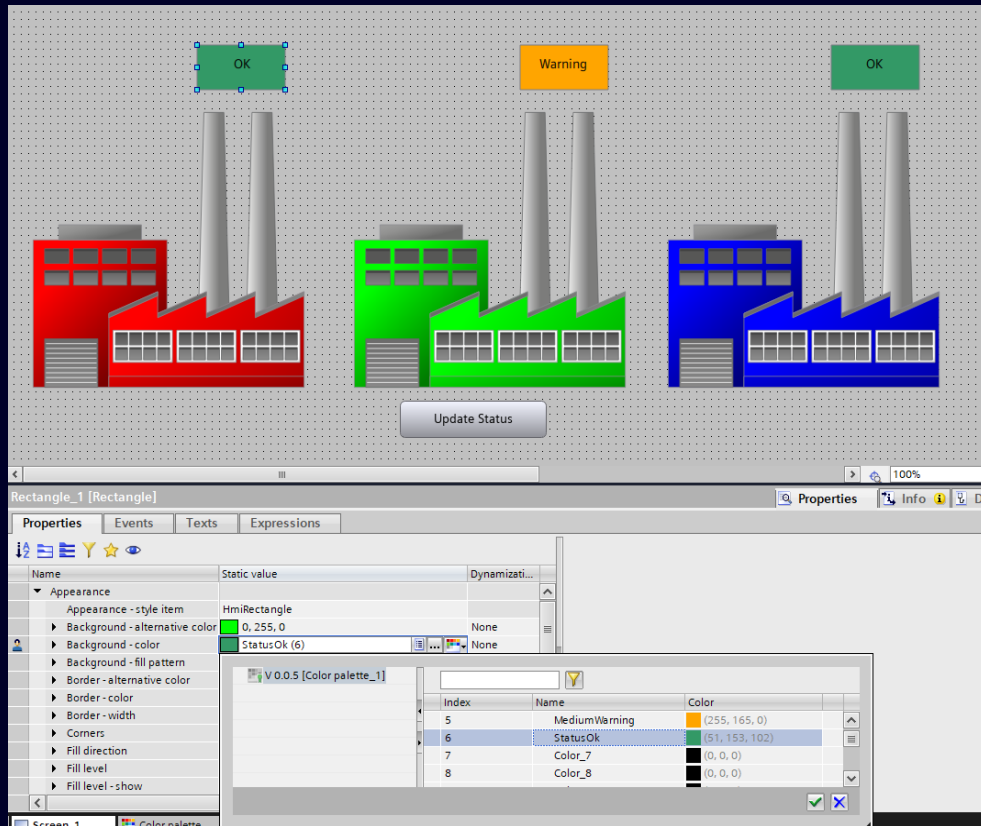
WinCC Unified V20 - Engineering Enhancements

Standardization | Central color palette – usage for screens/screen items including faceplates

Unified Basic Panel ✓

Unified Comfort Panel ✓

WinCC Unified PC ✓

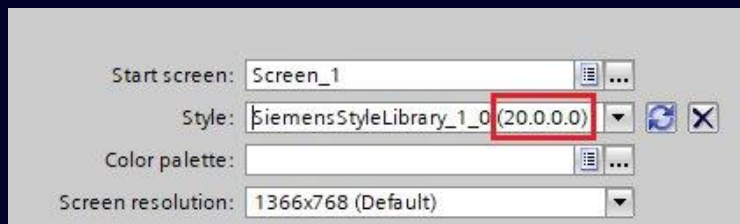
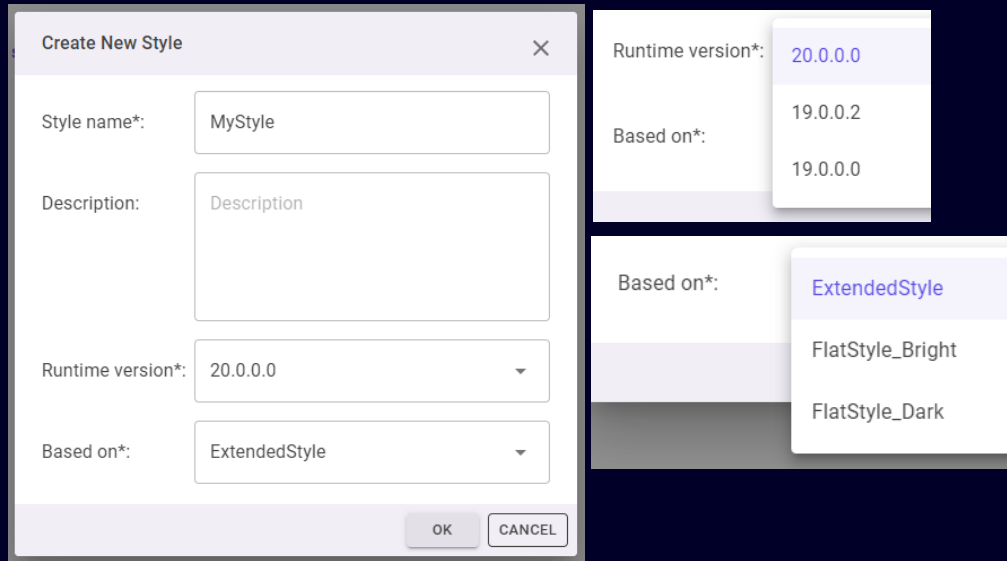


Configure colors via object picker for color properties

- Static properties (Top level and Embedded)
- Dynamics (Tag and Flashing)
- Expressions
- Interface properties
 - Custom properties of Dynamic SVG's (incl. Library)
 - Faceplate interface properties of a Faceplate instance
 - Custom control properties
 - Collected properties of contained items of a Group
- Faceplate properties (All properties from above)

WinCC Unified V20 - Engineering Efficiency

Corporate Designer – Target device version for custom styles



Corporate Designer – Target device version for custom styles

- Multiple versions of custom styles can be created
 - .cd19 for V19 devices
 - .cd19_0_0_2 for V19 Upd2 devices
 - .cd20 for V20 devices
- The version of existing custom styles can be changed
- If a non-matching style remains selected after a project upgrade, the user is informed by a corresponding compile error
- The version matching custom styles are automatically selected after device change

→ Available via [SIOS #109824234](#)

WinCC Unified V20 - Connectivity

Multiplexing - Data Block Name Multiplexing

Unified Basic Panel ✓

Unified Comfort Panel ✓

WinCC Unified PC ✓

Name	Data type	Connection	PLC name	PLC tag	Address
RoomMultiplex	Room	HMI_Conne...	HomeAutomation PLC	<Multiplex tag address>	["03_Kit...
ShortInfos	RoomShortInfos	HMI_Connectio...	HomeAutomation PLC	<Multiplex tag address>	["03_Kit...
DetailedInfos	RoomDetailedInfos	HMI_Connectio...	HomeAutomation PLC	<Multiplex tag address>	["03_Kit...
ID	UInt	HMI_Connectio...	HomeAutomation PLC	<Multiplex tag address>	["03_Kit...
Humidity	UInt	HMI_Connectio...	HomeAutomation PLC	<Multiplex tag address>	["03_Kit...

RoomMultiplex [HMI_Tag] Properties

PLC tag: <Multiplex tag address>

Connection: HMI_Connection_2

PLC name: HomeAutomation PLC

Address: ["03_Kitchen_DB"].Static_1

Access mode: <symbolic access>

DB name multiplexing:

Button_1 [Button] Properties

Activated

Deactivated

Click left mouse button

Press key

Release key

Press

ChangeDBName

Name	Value
Multiplex tag	RoomMultiplex
Data block name	04_Bathroom_DB
<Add function>	

Rooms

- Room_FB [FB1]
- 00_Toilet_DB [DB9]
- 01_LivingRoom_DB [DB1]
- 02_Floor_DB [DB6]
- 03_Kitchen_DB [DB2]
- 04_Bathroom_DB [DB3]

Extends the Address Multiplexing capabilities by making the Data Block Name selectable

A new way to access identical structured PLC Data

- HMI Tag needs to reference a PLC tag of one Data Block only
- Support for Data Blocks inherited from FBs or PLC UDTs with symbolic access
- Use a System Function to change the Data Block Name of the tag in Runtime
- Additional electronic record for Audit Trail
- Starting from V20 the configuration can be done via Excel or Openness import

as of V19 Update 2

WinCC Unified V20 - Connectivity

OPC UA - Using umlaut in the address of an OPC UA

Unified Basic Panel ✓ Unified Comfort Panel ✓ WinCC Unified PC ✓

The screenshot shows the OPCUA configuration interface. At the top, there is a breadcrumb path: HomeAutomation_OPC_V20 > OPC v20 [SIMATIC PC station] > HMI_RT_3 [WinCC Unified PC RT] > HMI tags > OPCUA [3]. Below this is a table of OPC UA tags:

Name	Data type	Connection	Address
VisitorCount	Int16	UPC UA UPC	ns=http://www.siemens.com/simatic-7-opcua;is="OPC_UA DB"."Siemens Straße"."Raum München"."AnzahlVonGästen"
CoolingIsEnabled	Boolean	UPC UA UPC	ns=http://www.siemens.com/simatic-7-opcua;is="OPC_UA DB"."Siemens Straße"."Raum Köln"."IstKühlungAngeschaltet"
EmployeeCount	Int16	UPC UA UPC	ns=http://www.siemens.com/simatic-7-opcua;is="OPC_UA DB"."Siemens Straße"."Raum Ägypten"."AnzahlVonMitarbeitern"
<Add new>			

Below the table, the 'EmployeeCount [HMI_Tag]' properties are shown. The 'General' tab is active, showing the following settings:

- Name: EmployeeCount
- PLC tag: <Undefined>
- Connection: UPC UA UPC
- PLC name: [empty]
- Address: ns=http://www.siemens.com/simatic-7-opcua;is="OPC_UA DB"."Siem
- Access mode: <absolute access>
- DB Name Multiplexing:

The 'Settings' tab shows:

- Data type: Int16
- Length: 2
- HMI data type: Int

Customer can use a Tag with special characters as umlaut (Ä, Ö, Ü) in the address from an OPC UA Server

easily access tags with umlauts in their nodded address names without having to edit the name of each affected tag.

- Supported are all Unicode Characters, except the Unicode Control Characters.

The screenshot shows the 'Default tag table' with the following data:

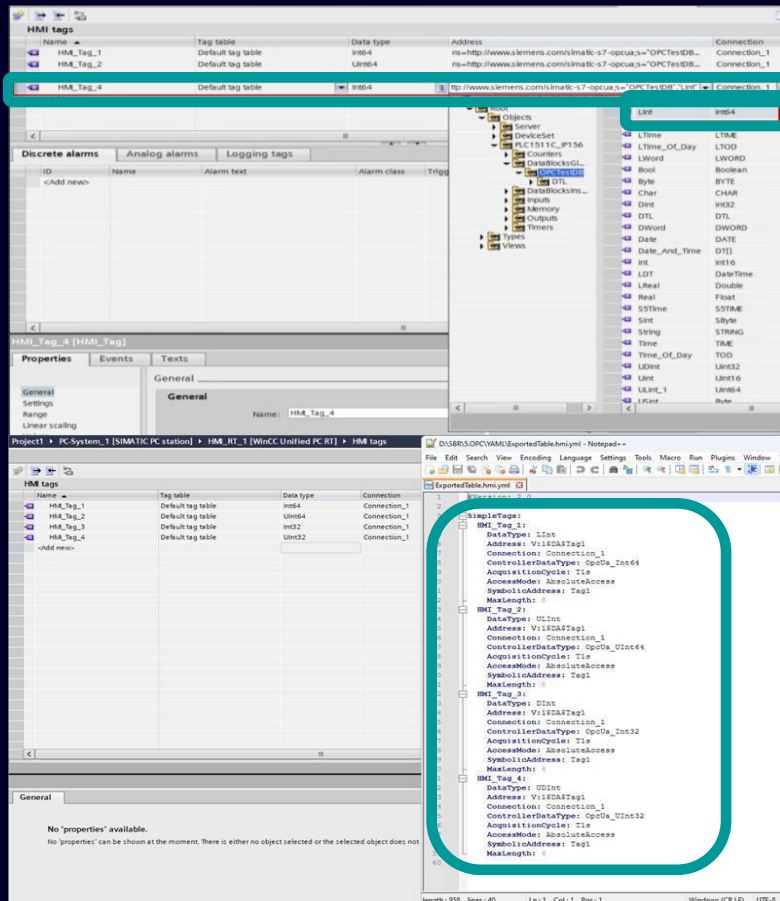
Name	Data type	Connection	PLC name	PLC tag	Address	Access mode	Acquisition cycle	Comment
Test_Tag_1_ÄÖÜ	Int16	OPC UA Connection		<Undefined>	ns=urn:HmiWebLink:VarProvider;s=HMI_Tag_1	<absolute access>	T1s	
Test_Tag_2_ßöü	Int16	OPC UA Connection		<Undefined>	ns=urn:HmiWebLink:VarProvider;s=HMI-Ta...	<absolute access>	T1s	
<Add new>								

WinCC Unified V20 - Connectivity OPC UA Client - LInt64 and ULInt64 Datatype Support for OPC-UA

Unified Basic Panel ✓

Unified Comfort Panel ✓

WinCC Unified PC ✓



OPC UA Client – Data Access

- OPC-UA Client DA now supports LInt64 and ULInt64 datatypes for communication in V20 and above devices only.
- These datatypes can also be imported/exported for OPC-UA Communication Driver via Excel or via Openness for V20 devices

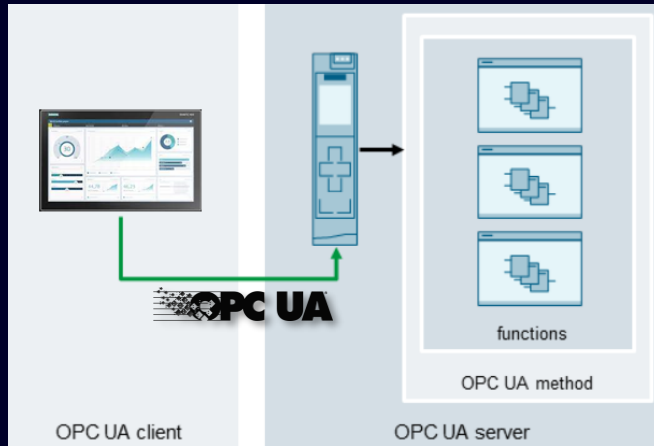
WinCC Unified V20 - Connectivity

OPC UA Client - Methods

Unified Basic Panel ✓

Unified Comfort Panel ✓

WinCC Unified PC ✓



```
3
4 const methodPath = [{
5   "Name": "Objects"
6 }, {
7   "Namespace": "urn:MyOpcUaTestServer:TestNodeManager", "Name": "TestMethods"
8 }, {
9   "Namespace": "urn:MyOpcUaTestServer:TestNodeManager", "Name": "MethodTwoArgs"
10 }];
11 let method = await connection.Session.GetMethod(methodPath)
12 .catch((error) => {
13   let errorMsg = HMIRuntime.GetDetailedErrorDescription(error);
14   HMIRuntime.Trace(`Accessing method failed with error: ${errorMsg}`);
15   return;
16 });
17
18 if (method.Status !== 0)
19 {
20   HMIRuntime.Trace(`Accessing method failed with error: ${method.ErrorDescription}`);
21   return;
22 }
```

OPC UA Client - Methods

You have the option of reading or writing tags from the OPC UA server, now even complex function sequences can be started via OPC UA

- Method calls are a fundamental part of the OPC UA specification. Methods are comparable to the Remote Procedure Calls (RPC) long known in computer science. They offer the possibility of efficiently executing RPC calls in the automation world and thus reduces the classic handshake patterns for communication between devices.

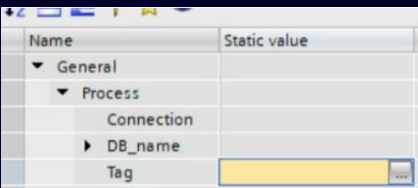
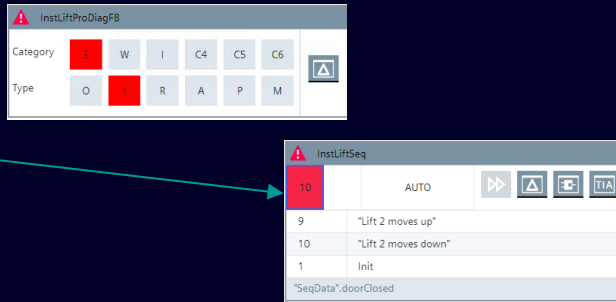
as of V19 Update 2

WinCC Unified V20 - Analysis & Operations

Process Diagnostics – change connection of overview controls



Change connection for ProDiag Overview and GRAPH Overview dynamically in RT.



In ES static configuration is no longer enforced.



In RT change connection via Script.

```
HMIRuntime.UI.FindItem('GRAPH overview_1').SetProcessConnection("PLC1_F", "GraphViewer_US079_LAD_DB");
SetProcessConnection(String PLCName, String Block)
```

Change Connection of Process Diagnostic Overview Ctrl

Overview Control connection can be changed at runtime to view information of another PLC / Instance DB instead of static configuration only.

- Supported for Overview Controls
 - Graph overview
 - ProDiag overview

- Dynamize the connection for the overview controls via JavaScript
 - PLC name
 - DB name to be visualized

as of V19 Update 2

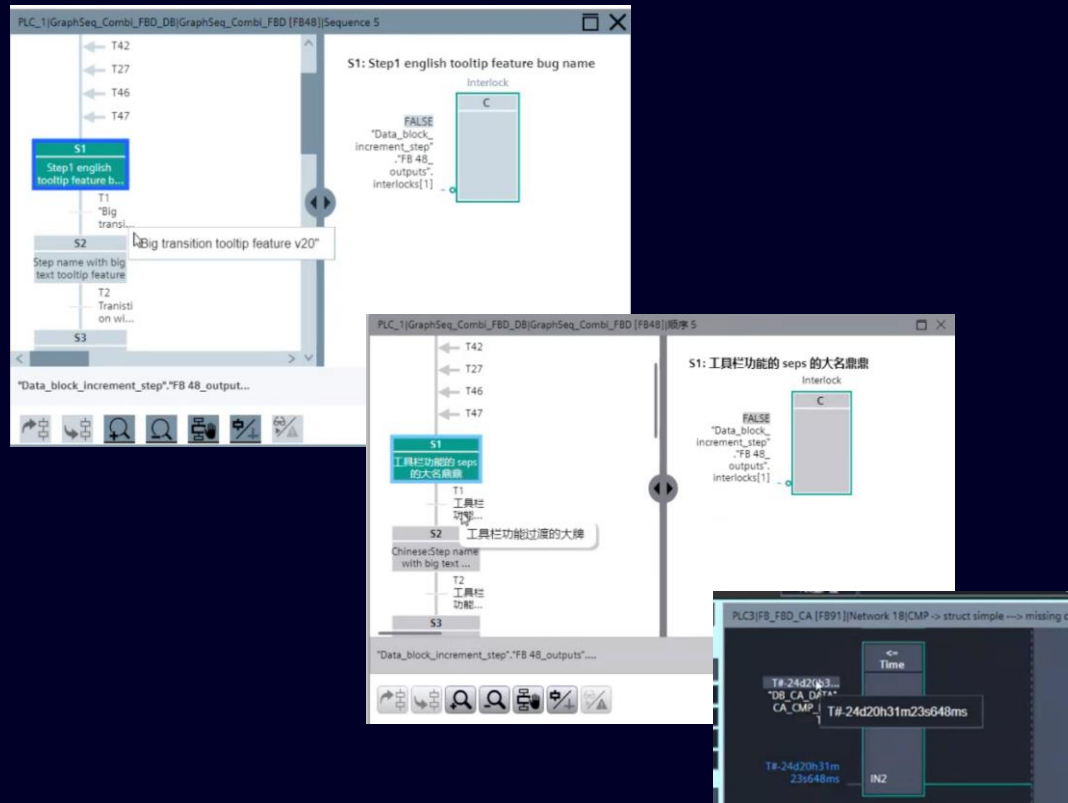
WinCC Unified V20 - Analysis & Operations

Process Diagnostics – PLC Code View – Tooltip texts for abbreviated texts

Unified Basic Panel ✗

Unified Comfort Panel ✓

WinCC Unified PC ✓



Tooltip texts for abbreviated texts in PLC Code View

To see full text of abbreviated texts in PLC Code View, mouse hover and long touch press show full text in a tool tip text.

as of V19 Update 2

WinCC Unified V20 - Engineering Enhancements

Alarm Control enhancements – multiline of alarms

Unified Basic Panel ✓

Unified Comfort Panel ✓

WinCC Unified PC ✓

Alarm control before automatic line break

ID	Name	Alarm class	Origin	Area	Information	Alarm text	Additional text 1	Modification time	Raise time	Status text
1	2581	Analog alarm	Alarm	HMI_RT_1=Alarm		Single Line Alarm		2/24/2024 1:04:27	2/24/2024 1:04:27	Incoming
2	2580	Analog alarm	Alarm	HMI_RT_1=Alarm		ALARM: Deviation from		2/24/2024 1:04:42	2/24/2024 1:04:42	Incoming
3	2582	Analog alarm	Alarm	HMI_RT_1=Alarm		Alarm a long		2/24/2024 1:05:34	2/24/2024 1:05:34	Incoming
4	2583	Analog alarm	Alarm	HMI_RT_1=Alarm	EMERGENCY: Abnormal	ALERT: Abnormal	CAUTION: Unusu	2/24/2024 1:05:37	2/24/2024 1:05:37	Incoming

Alarm control after automatic line break

ID	Name	Alarm class	Origin	Area	Information	Alarm text	Additional text 1	Modification time	Raise time	Status text
4	2583	Analog alarm	Alarm	HMI_RT_1=Alarm	EMERGENCY: High levels of toxic gas detected in Tank Farm. Evaluate personnel and initiate emergency shutdown procedures.	ALERT: Abnormal temperature readings detected in Reactor 3. Potential risk of overheating. Verify sensors and initiate cooling protocols.	CAUTION: Unusual flow rates observed in Pump Station A. Investigate for potential leaks or blockages. Ensure smooth operation.	2/24/2024 1:05:37	2/24/2024 1:05:37	Incoming

Alarm Control - support of automatic multiline text

Alarm texts that are too long to be displayed in its column are automatically wrapped, so that the entire text can be read

- Text wrapping is supported for the following columns of Alarm - Information, Alarm Text & Additional Text 1 to 9
- In TIA Engineering while selection mode is set to "Single."
- When column with Alarm text configured with lengthy text is selected, Alarm text will be wrapped to fit in the increased row height.

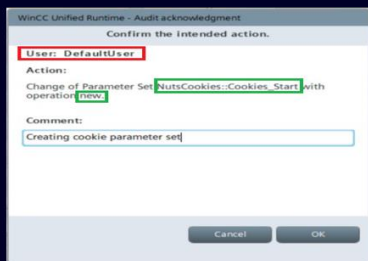
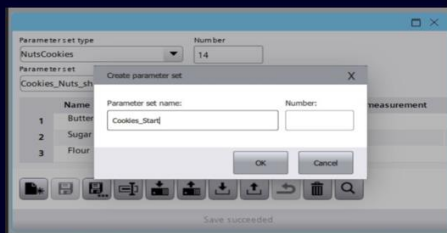
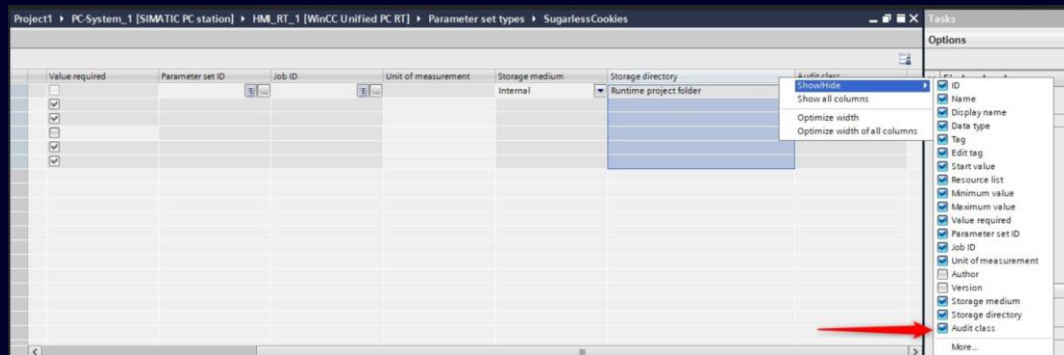
as of V19 Update 2

WinCC Unified V20 – Option Audit Audit – Support for PaCo

Unified Basic Panel ✓

Unified Comfort Panel ✓

WinCC Unified PC ✓



Type	Object reference	Object name	User	Operator station	Operation type	Old Value	New Value	Language	Reason	Integrity	Signature	Operatic
Parameter contr	1.316.0.0.0.0	NutsCookies::Co okies_Start	DefaultUser	Controlroom Clie nt	Updated		Cookies_Start	1033	Creating cookie parameter set	--		new
Parameter contr	1.316.0.0.0.0	NutsCookies::Co okies_Start	DefaultUser	Controlroom Clie nt	Updated		Cookies_Start	1033	Creating cookie parameter set	--		new

Enhanced Parameter Control to support Audit functionality to record all paco operations

Track changes of the parameter control in order to support
GMP requirements

➤ Control operation being tracked:

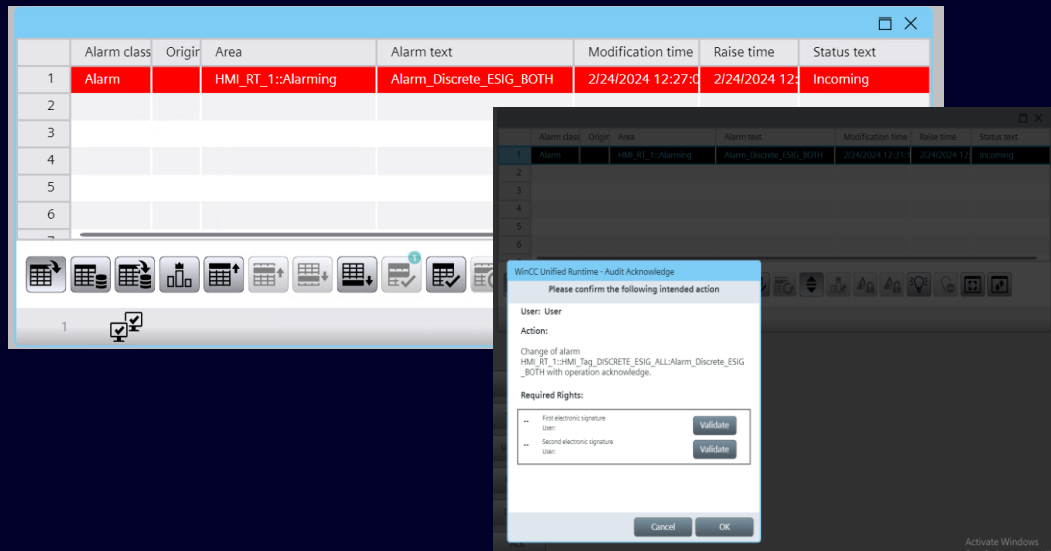
Create Save SaveAs Rename Delete
WritePLC ReadPLC Import Export

➤ System functions operation being tracked:

ReadAndSaveParameterSet LoadAndWriteParameterSet
ImportParameterSets ExportParameterSets
ReadParameterSet WriteParameterSet
CreateParameterSet SaveParameterSet
LoadParameterSet DeleteParameterSet
RenameParameterSet ReadAndSave
LoadAndWrite

WinCC Unified V20 – Option Audit

Audit – Electronic records for user related alarm changes



Timestamp	Audit Provider	Type	Object Ref	Object Name	User	Operator Station	Operation	Old Value	New Value	Language	Reason	Integrity	Sign
2/24/2024, 12:29:49.117	Alarms	Alarming	1.299.1.385875 970.23.0	HMI_RT_1::HMI_Tag_DISCRETE_ESIG_ALL::Alarm_Discrete_ESIG_BOTH	User	localhost	Updated	Pending	Acknowledge	1033		--	<SIG atus TUR T, ro =11 RE n d, n 9=11 URE
2/24/2024, 12:29:17.858	Alarms	Alarming	1.299.1.385875 970.23.0	HMI_RT_1::HMI_Tag_DISCRETE_ESIG_ALL::Alarm_Discrete_ESIG_BOTH	Second	localhost	Updated	Pending	Acknowledge	1033		--	<SIG me=2 >
2/24/2024, 12:29:10.477	Alarms	Alarming	1.299.1.385875 970.23.0	HMI_RT_1::HMI_Tag_DISCRETE_ESIG_ALL::Alarm_Discrete_ESIG_BOTH	First	localhost	Updated	Pending	Acknowledge	1033		--	<SIG me=1 >

Generation of electronic records for user related alarm operations

Discrete and Analog alarms can be configured for GMP relevant operation changes: acknowledge, shelve, unshelve.

- Configuration based on Audit classes to reduce engineering effort
- Alarm control operations related to GMP relevant alarms are managed by Audit: supporting tracking, confirmation and ESIG.

as of V19 Update 2

WinCC Unified V20 – Option Audit Audit – Manipulation detection on audit files

Unified Basic Panel ✓

Unified Comfort Panel ✓

WinCC Unified PC ✓

The screenshot shows the 'Audit Trail' window with a table of audit events. A red banner at the top reads 'Invalid checksum, csv file has been manipulated!'. The table has columns: Time stamp, Audit provider, Type, Object reference, Object name, User, Operator station, Operation, Old Value, New Value, Language, Reason, Integrity, and Signature. One row is highlighted in red, indicating a manipulation. Below the table is a Notepad window showing the raw CSV data for that event.

Time stamp	Audit provider	Type	Object reference	Object name	User	Operator station	Operation	Old Value	New Value	Language	Reason	Integrity	Signature
2/26/2024, 08:20:53.120	Event Manager	System diagnostics	1.270.1.0.0.0	HMI_RT_1:HMI_Tag_1	System	Orl-dev-8	Updated	0	46	1033	OldQuality: UNCERTAIN - Initial value - ok - non specific, NewQuality: GOOD - ok - ok - ok - OperationErrorText: Info 0x0 (0, 0): Succeeded	--	
2/26/2024, 08:20:53.116	User Interface	User interface	1.270.1.0.0.0	HMI_RT_1:HMI_Tag_1	User	localhost	Updated	0	46	1033	Change to 46	--	
2/26/2024, 08:20:53.614	MODIFIED	User management			User	localhost	Updated	User	User	1033		Invalid event	
2/26/2024, 08:17:15.837	User Management	User management			User	localhost	Updated	User	User	1033		--	
2/26/2024, 08:16:13.435	User Management	User management			User	localhost	Updated	User	User	1033		--	

```
5.No,TimeStamp,AuditProvider,AuditProviderType,ObjectRef,ObjectName,User,OperatorStation,OperationType,OldValue,NewValue,Language,Reason,Integrity,Signature,IntegrityCsv
1,2024-02-26T07:20:53.120Z,Event Manager,11,1.270.1.0.0.0,HMI_RT_1:HMI_Tag_1,System,Orl-dev-8,1,0,46,1033,"OldQuality: UNCERTAIN - Initial value - ok - non specific, NewQuality: GOOD - ok - ok - ok - OperationErrorText: Info 0x0 (0, 0): Succeeded",--,
2,2024-02-26T07:20:53.116Z,User Interface,6,1.270.1.0.0.0,HMI_RT_1:HMI_Tag_1,User,localhost,1,0,46,1033,Change to 46,0,,Phy4ZFT3YfsvonSGBm8j1T41j1LaaTKVESshu3Phu8q4Q2Q6idm8ntd341lq85EAP3,2024-02-26T07:20:32.614Z,MODIFIED,S,,User,localhost,1,,User,,1033,,0,,88e2YhZf74e0K0vZTmXJdt0KXugd1A-YB634g1QDy0F7hZP8L9UQmT18ZRXHvexo5081KUIj7Vzsgqns88007KJ1F8y0FEIHEuok81axUQ525VpC4,2024-02-26T07:17:15.837Z,User Management,8,,,localhost,1,User,,1033,,0,,1,nc4cd4gqYo08hs11D7L82p1R6vgt38uY3GV+VLEQ4aILISAvvJcghQmmpf77CTQ99hthYV3emi9kRR1odTvbPce1Wt4pX75VFP0pMvI5,2024-02-26T07:16:13.435Z,User Management,8,,,User,localhost,1,,User,,1033,,0,,8y9ItRRb+jRxyk1uP/104W553cupsaa8Qv9krG4UPQ3ZH/HGefED0ch/f3kblvW6Q7h8Q1/xzypM66bvndd/akf8Xyeh8GT3+5F721y3d4j8195,hPC9+0Ka1Nanipw8Wj51L001KSzYec79PPYcPC2B3/s3aFE/G1DdbSQV0280taC6gZpC/6gl0T3c4x+w1SwJ+z1F3FKTI8ghy8jYohnkdgP6GqkGfQc7XhW606vYvE3zuZL9TcXr1wo+hp4c313oYmf15ghUv7EX/jmpEGhK1XhF7g8t1q8T5f/8:
```

Export/Import of audit files are checked against manipulation

Exported files from Audit Viewer contains a manipulation check based on generated Audit certificate

- On import audit files into the Audit Viewer, electronic records are validated against the corresponding Audit certificate to identify potential manipulations

as of V19 Update 2

WinCC Unified V20 – Option Parameter Control

Parameter Control – Extended number of Parameter Set Type elements

Unified Basic Panel ✓

Unified Comfort Panel ✓

WinCC Unified PC ✓

Name	Value	Unit of measurement
1 Element_1	0	
2 Element_2	0	
3 Element_3	0	
4 Element_4	0	
5 Element_5	0	

Name	Communication driver	Data type	Length	Start value	Offset	Bit offset	Start value PLC	End
Element_3970	<internal communication>	Int	2	0	0	0	0	10
Element_3971	<internal communication>	Int	2	0	0	0	0	10
Element_3972	<internal communication>	Int	2	0	0	0	0	10
Element_3973	<internal communication>	Int	2	0	0	0	0	10
Element_3974	<internal communication>	Int	2	0	0	0	0	10
Element_3975	<internal communication>	Int	2	0	0	0	0	10
Element_3976	<internal communication>	Int	2	0	0	0	0	10
Element_3977	<internal communication>	Int	2	0	0	0	0	10
Element_3978	<internal communication>	Int	2	0	0	0	0	10
Element_3979	<internal communication>	Int	2	0	0	0	0	10
Element_3980	<internal communication>	Int	2	0	0	0	0	10
Element_3981	<internal communication>	Int	2	0	0	0	0	10
Element_3982	<internal communication>	Int	2	0	0	0	0	10
Element_3983	<internal communication>	Int	2	0	0	0	0	10
Element_3984	<internal communication>	Int	2	0	0	0	0	10
Element_3985	<internal communication>	Int	2	0	0	0	0	10
Element_3986	<internal communication>	Int	2	0	0	0	0	10
Element_3987	<internal communication>	Int	2	0	0	0	0	10
Element_3988	<internal communication>	Int	2	0	0	0	0	10
Element_3989	<internal communication>	Int	2	0	0	0	0	10
Element_3990	<internal communication>	Int	2	0	0	0	0	10
Element_3991	<internal communication>	Int	2	0	0	0	0	10
Element_3992	<internal communication>	Int	2	0	0	0	0	10
Element_3993	<internal communication>	Int	2	0	0	0	0	10
Element_3994	<internal communication>	Int	2	0	0	0	0	10
Element_3995	<internal communication>	Int	2	0	0	0	0	10
Element_3996	<internal communication>	Int	2	0	0	0	0	10
Element_3997	<internal communication>	Int	2	0	0	0	0	10
Element_3998	<internal communication>	Int	2	0	0	0	0	10
Element_3999	<internal communication>	Int	2	0	0	0	0	10
Element_4000	<internal communication>	Int	2	0	0	0	0	10

Enhanced ParameterSet functionality with support from 1,000 to 4,000 elements

All the PaCo operation are extended to support for 4000 elements

- Parameter control view
- System Function
- Scripting
- Control Tag

as of V19 Update 2

WinCC Unified V20 – Option Parameter Control

Parameter Control – Search / Filter Support for PaCo Control

Unified Basic Panel ✓

Unified Comfort Panel ✓

WinCC Unified PC ✓

The screenshot displays the WinCC Unified V20 Parameter Control interface. At the top, there are three panels: 'Unified Basic Panel', 'Unified Comfort Panel', and 'WinCC Unified PC', each with a checkmark. Below these, the main interface is shown. It features a search bar with the text 'Vanilla' and a 'Search' button. To the right of the search bar are two arrow buttons (down and up). Below the search bar is a table with columns 'Name', 'Value', and 'Unit of measurement'. The table lists several items, including 'Condensed Milk', 'Sweet Milk', 'Sugar', 'Salt', 'Whipping Cream', and three nested UDT structures: 'Chodate_Flavor', 'Strawberry_Flavor', and 'Nuts_Flavor'. A smaller, zoomed-in view of the search results is shown in the foreground, displaying a filtered list of 'Vanilla extract' items under the 'Chodate_Flavor' and 'Strawberry_Flavor' categories.

Name	Value	Unit of measurement
1 Condensed Milk	0	Lt
2 Sweet Milk	0	Lt
3 Sugar	0	grams
4 Salt	0	grams
5 Whipping Cream	0	grams
6 ▶ Chodate_Flavor		
7 ▶ Strawberry_Flavor		
8 ▶ Nuts_Flavor		

Name	Value	Unit of measurement
1 ▼ Chodate_Flavor		
2 Vanilla extract	1	grams
3 ▼ Strawberry_Flavor		
4 Vanilla extract	6	grams

Enhanced Parameter Control view to easy user of find elements and performing operation in the view better

Search parameter set elements of a recipe to find easily specific elements in a huge parameter set

- Display or hide the search field via a separate toolbar button
- Search for elements in nested UDT structures

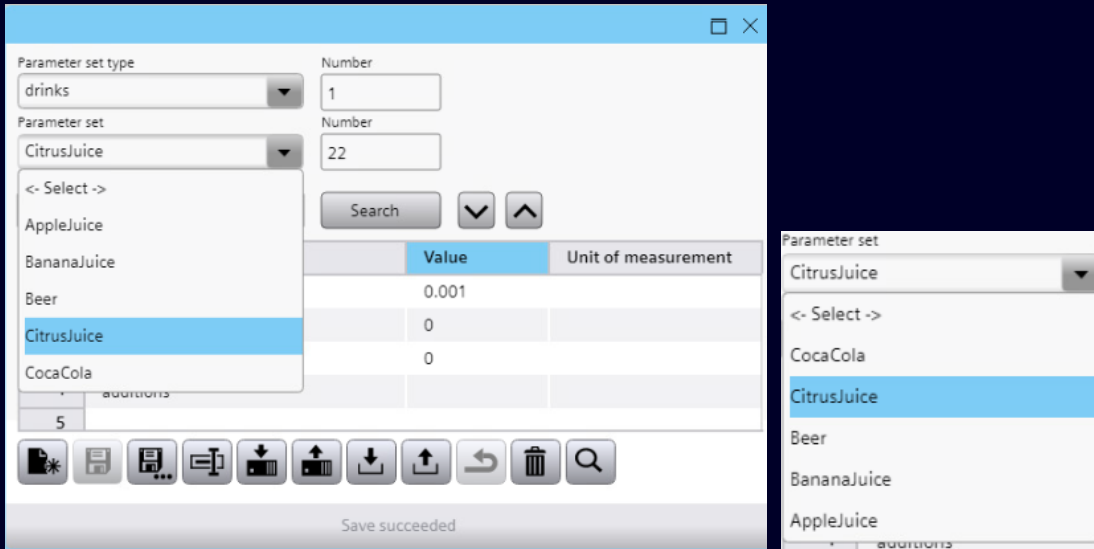
WinCC Unified V20 – Option Parameter Control

Parameter Control – Sort support for PaCo Control

Unified Basic Panel ✓

Unified Comfort Panel ✓

WinCC Unified PC ✓



▼ Parameter set sorting		
▶ Sort criteria	Name	None
▶ Sorting direction - default	Ascending	None
▼ Parameter set type sorting		
▶ Sort criteria	Name	None
▶ Sorting direction - default	Ascending	None

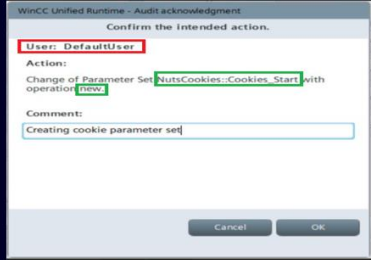
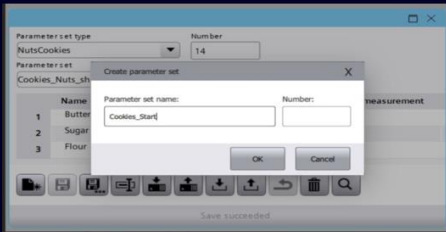
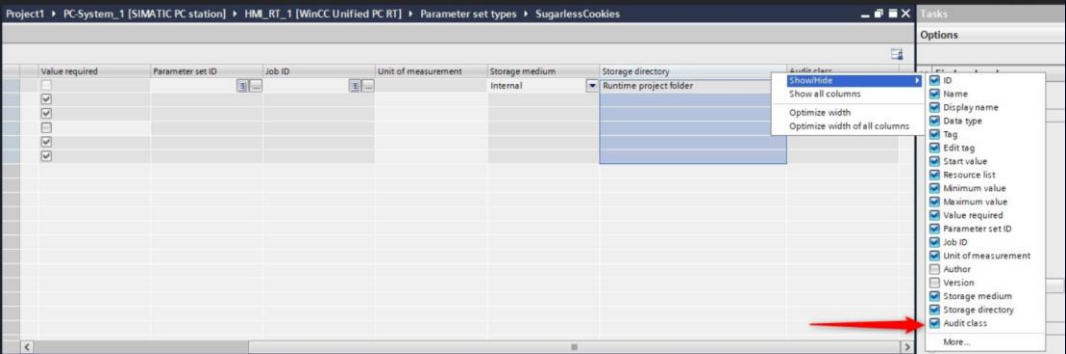
Enhanced Parameter Control to support Parameter Set Type and Parameter Set level sorting based on the ID and Name

Sort parameter set types or parameter sets

- Pre-defined in Engineering
 - Sort criteria: Name or ID of parameter set / type
 - Sorting direction: Ascending or Descending
- Sorting can be changed at runtime
 - Change sorting during runtime via SystemFct "SetPropertyValue" or via Enumeration in Scripting:
HMIRuntime.UI.Enums.HmiSortDirection.Ascending

WinCC Unified V20 – Option Parameter Control Parameter Control – Audit Support for PaCo

- Unified Basic Panel ✓
- Unified Comfort Panel ✓
- WinCC Unified PC ✓



Type	Object reference	Object name	User	Operator station	Operation type	Old Value	New Value	Language	Reason	Integrity	Signature	Operatic
Parameter contr	1.316.0.0.0.0	NutsCookies::Co	DefaultUser	Controlroom Clie	Updated		Cookies_Start	1033	Creating cookie parameter set	--		new
Parameter contr	1.316.0.0.0.0	NutsCookies::Co	DefaultUser	Controlroom Clie	Updated		Cookies_Start	1033	Creating cookie parameter set	--		new

Enhanced Parameter Control to support Audit functionality to record all paco operations

Track changes of the parameter control in order to support GMP requirements

- Control operation being tracked:
 - Create
 - Save
 - SaveAs
 - Rename
 - Delete
 - WritePLC
 - ReadPLC
 - Import
 - Export

- System functions operation being tracked:
 - ReadAndSaveParameterSet
 - LoadAndWriteParameterSet
 - ImportParameterSets
 - ExportParameterSets
 - ReadParameterSet
 - WriteParameterSet
 - CreateParameterSet
 - SaveParameterSet
 - LoadParameterSet
 - DeleteParameterSet
 - RenameParameterSet
 - ReadAndSave
 - LoadAndWrite

WinCC Unified V20 – Personalized UI

Persistency of control settings

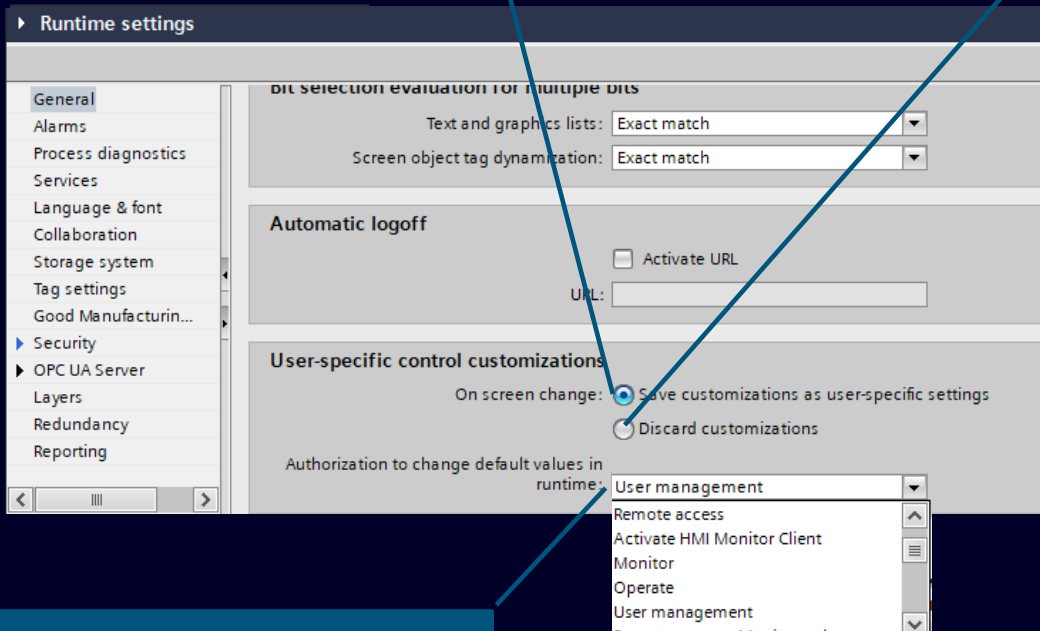
Unified Basic Panel ✘

Unified Comfort Panel ✎

WinCC Unified PC ✔

On screen change, the control settings are persistent automatically

On screen change, the control settings are withdrawn



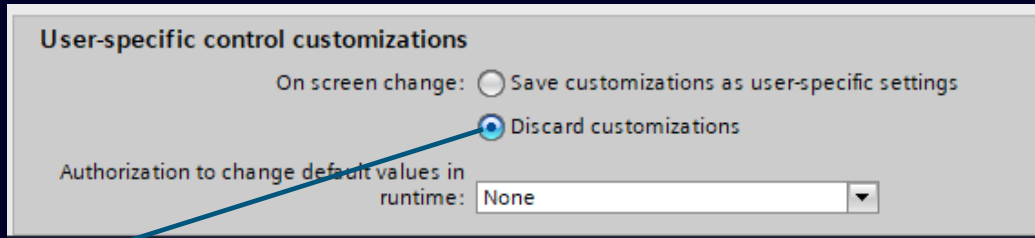
Users with the selected role are able to set new default settings for controls

Retain of changed controls settings while switching the screens during runtime and session over spanning

- User specific personalization of controls in a screen
- Enable the persistency of changed Control settings (Alarm Control, Trend Control and Function Trend Control) at TIA portal on device level
- Persistency can be set Automatically
 - Save the current personalized setting on screen change
 - Discard the user settings on screen change
- Persistency can be stored
 - Personalized by every user
 - Globally (as new default) by users with a selectable role
- Persistency can be reset as defined at engineering

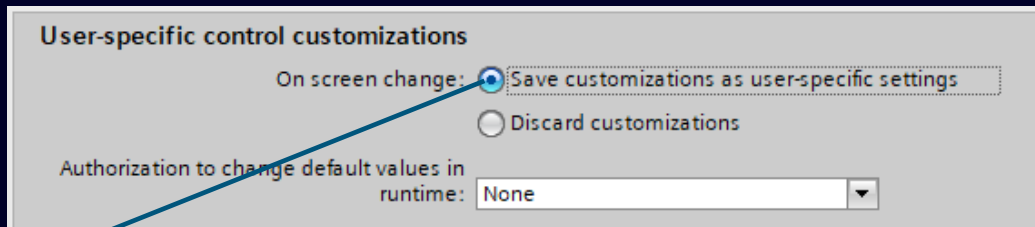
WinCC Unified V20 – Personalized UI

Persistency of control settings at screen change – persistency on screen change



Changes in the control are discarded with screen change

Default after upgrading to a V20 device



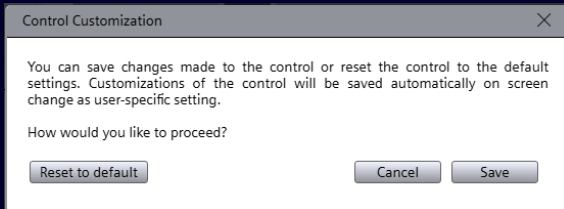
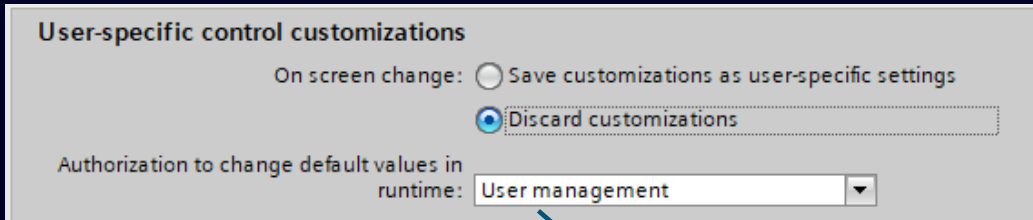
Changes in the control are persisted with screen change

Enable retain of changed settings while switching the screens during runtime for controls within a screen

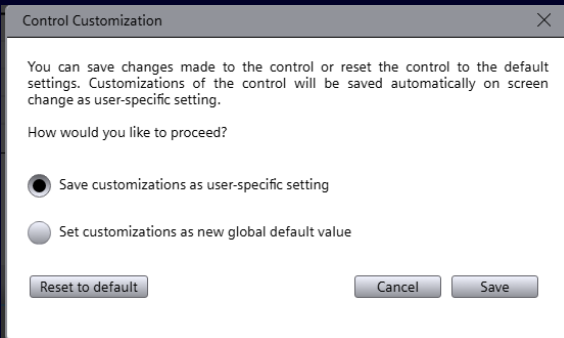
- Enable / disable the persistency “on screen change” at TIA portal on device level
- At runtime, a change of a control setting as positioning, size and control specific setting are kept after switching the screens and going back
 - The settings are stored user specific
 - Available for Alarm Control, Trend Control and Function Trend Control
 - The setting is “stored” for the control within this screen

WinCC Unified V20 – Personalized UI

Persistency of control settings at screen change – define a new default setting



User without assigned right is able to save a user specific setting by pressing



User with assigned right is able to save a new global or user specific setting by pressing

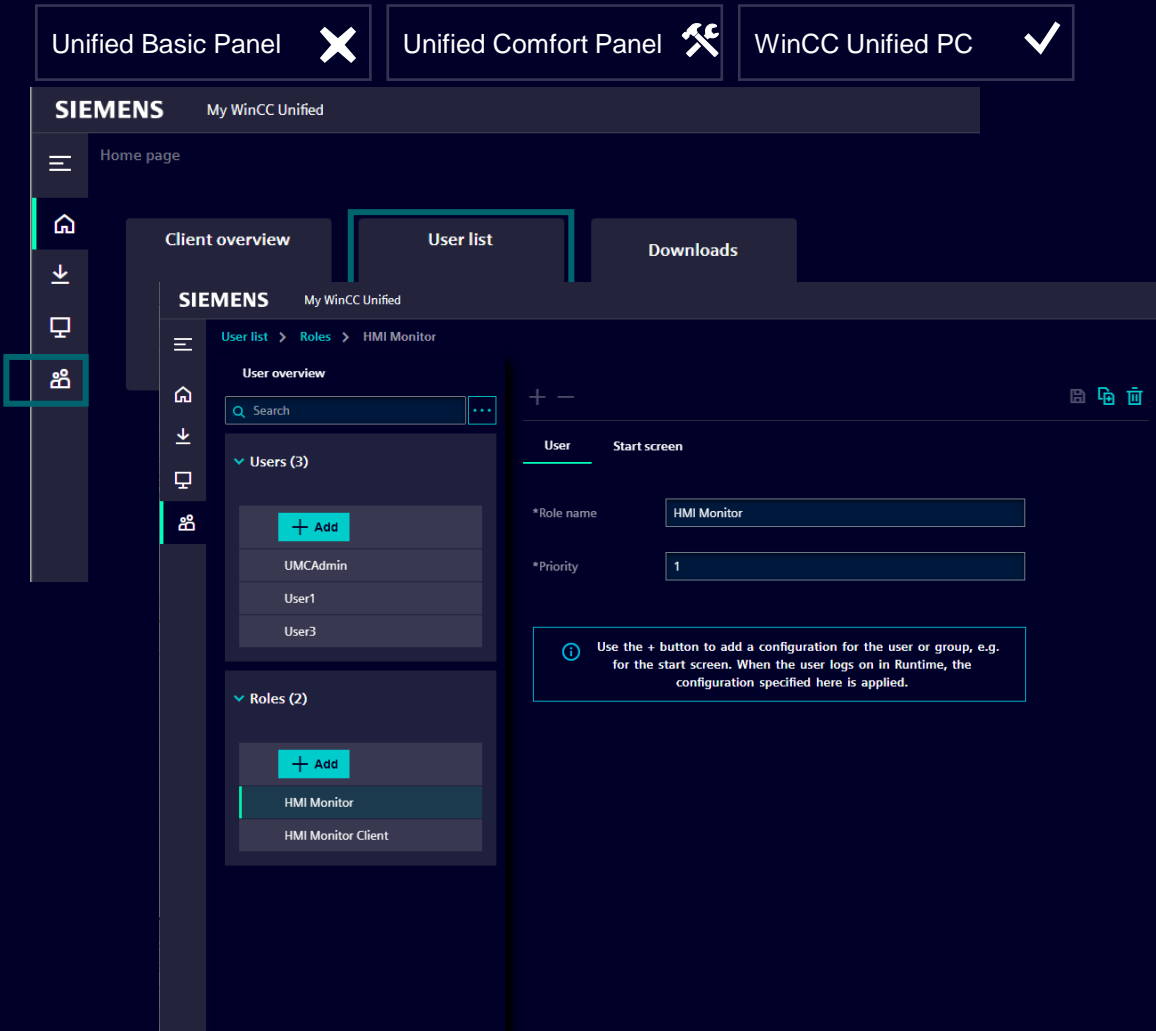
A reset to default pre-engineered settings is possible

Define new global or user specific control settings

- Manual definition of changed setting of a control (Alarm Control, Trend Control and Function Trend Control) by executing a control function (user profile settings)
- Definition of new user specific control setting available for users without certain rights
- Definition of new global control settings available for users with pre-defined function rights

WinCC Unified V20 – Personalized UI

Unified Station Configurator – User and Role specific Start screen



Define a start screen regarding a user or on a user role

Define a specific start screen to a fast access to the tasks at Runtime

- for dedicated user
- for different user roles
- Different user roles can be prioritized

User is logged on

- is a user specific start screen available?
 - is user assigned to a role with a specific start screen?
- Use of start screen with “highest priority”

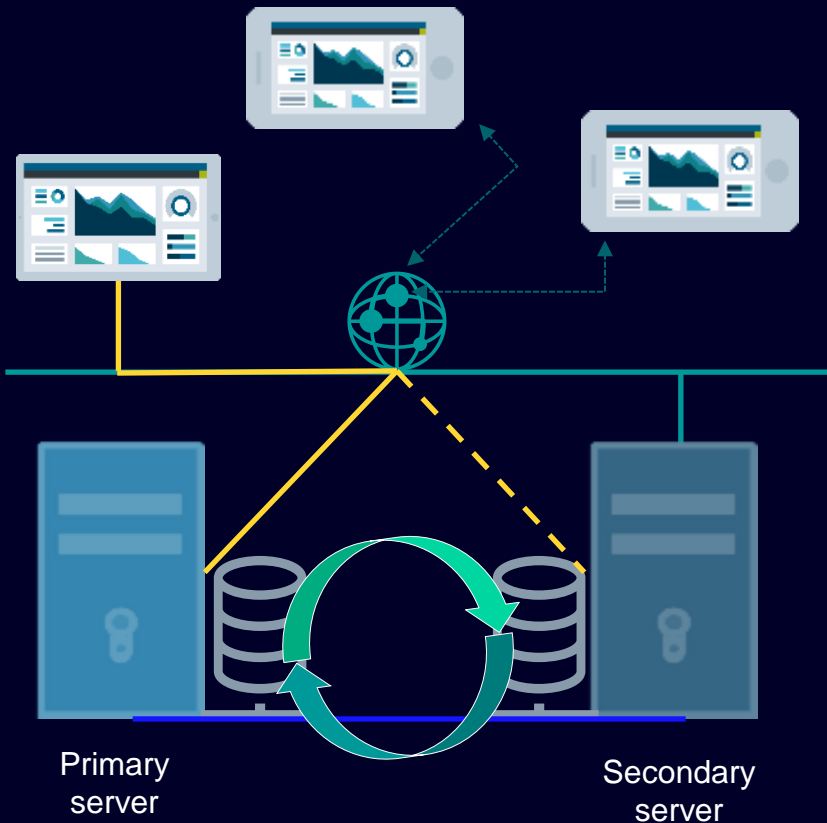
The definition of start screen is accessible via the “my WinCC Unified” web page or via the Unified Station Configurator

WinCC Unified V20 - Redundancy

Unified Basic Panel ✘

Unified Comfort Panel ✘

WinCC Unified PC ✔



Keep the operation running even on hardware failure

- Automatic switch-over to a hot stand-by server on failure to enable the continuation of production
- No loss of archived data on switch-over
 - Archived tags
 - Archived alarms
 - Audit trail
 - Paco
- Attached clients switch over to the new primary server in case on server failure

WinCC Unified V20 - Redundancy

Functional scope V20

Unified Basic Panel ✘

Unified Comfort Panel ✘

WinCC Unified PC ✔

Data redundancy:

- Logging of process values and alarms
- Pending alarms and current process values (external and internal tags)
- Audit trails
- Parameter Control

Communication:

- S7-1200, S7-1500, S7-300, S7-400

UI Redundancy

- Base UI Redundancy

Status and diagnosis of redundant stations

Secure communication between the redundant partners

Prerequisites

- Database Logging (MS SQL)
- Both PCs
 - need to be time synchronized
 - same hardware and operating system installation
 - configured identical
- Automated client switchover only with central user management available

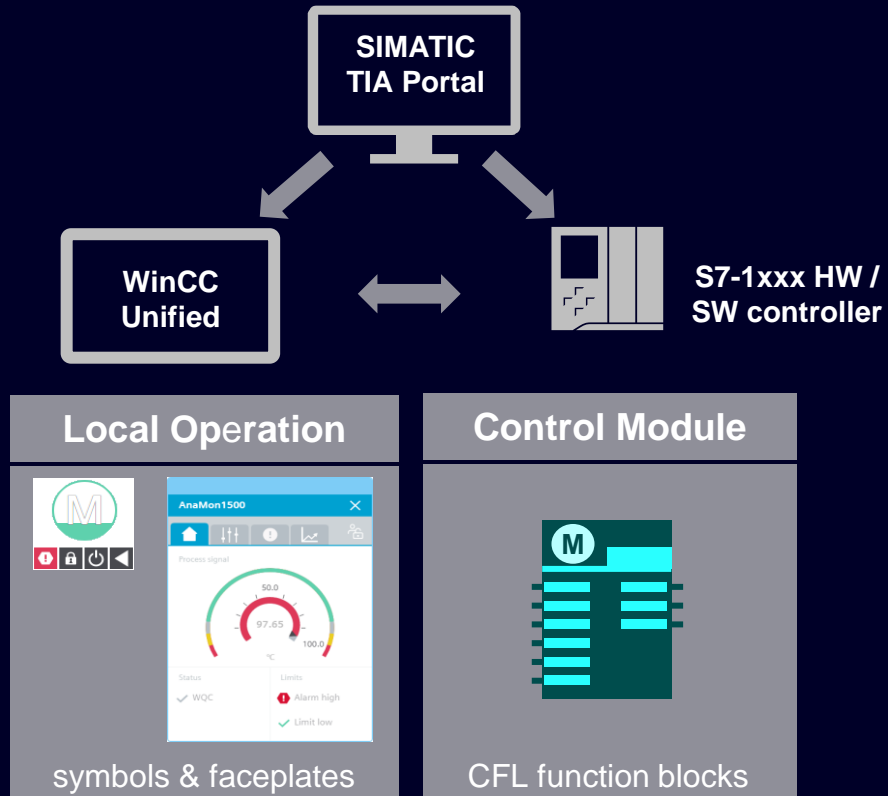
Limitations – what's not support:

- OPC UA and 3rd party connections
- System and Process Diagnostics
- Options:
 - Report Execution, Collaboration, PI Options
- Unified Data Hub must not run in parallel

WinCC Unified V20 - Engineering Efficiency

SIMATIC Control Function Library (CFL)

Unified Basic Panel ✗ Unified Comfort Panel ✓ WinCC Unified PC ✓




Standardized module engineering with a modular and memory optimized library, offering:

- TIA Portal STEP 7 (S7-1xxx HW / SW controller) and WinCC Unified Objects with optimized footprint & performance, (Industry-specific blocks like Aggr8, TimeSwitch, SetCrv, ...)
- State of the art TIA Portal Engineering based on PLCOpen
- Supports virtual commissioning based on PLCSIM Advanced and SIMIT with ready to use templates tailored to CFL

Standardized Operation

- Faceplates aligned to WinCC Unified Look & Feel (HMI Design based on HMI Template Suite)
- Corporate Design via SIMATIC WinCC Unified Corporate Designer / TIA Portal

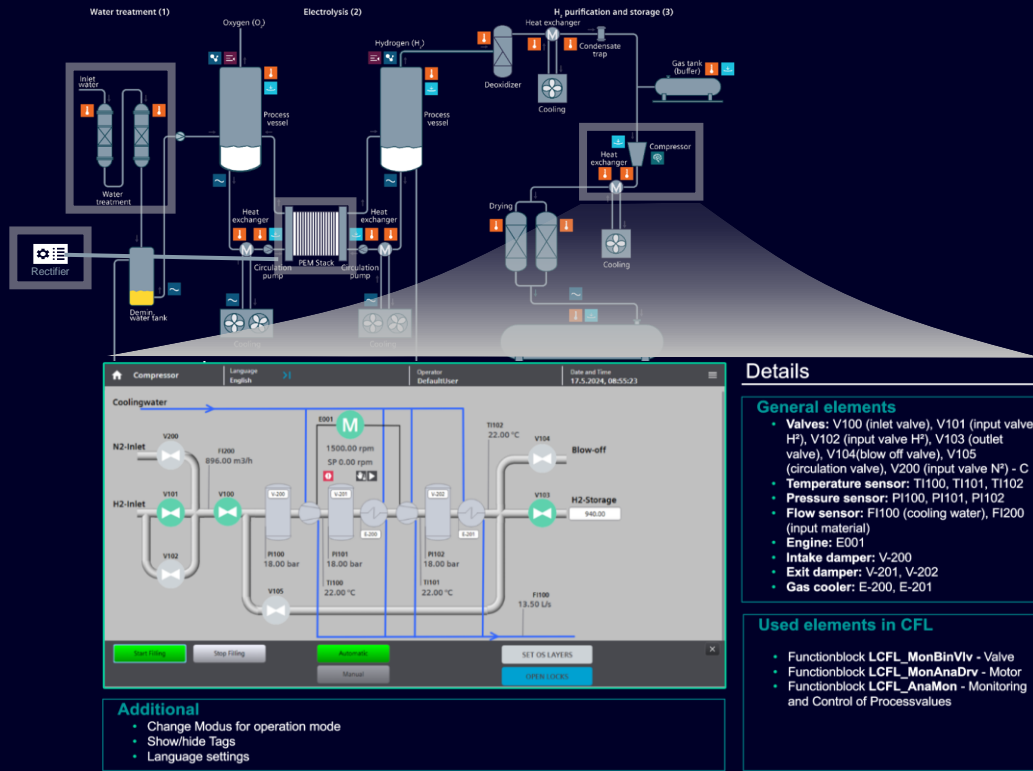
CFL can be used in MTP and Non-MTP Use Cases

Latest Version on :  [Simatic MTP SIOS Landing Page](#)

WinCC Unified V20 - Engineering Efficiency

SIMATIC Control Function Library (CFL)

- Unified Basic Panel ✗
- Unified Comfort Panel ✓
- WinCC Unified PC ✓



Hydrogen TIA Portal Application Examples based on CFL

CFL - Industry-specific blocks

Optimized footprint & performance for S7-1xxx HW / SW controller & WinCC Unified

Drives

- MonBinDrv FP
- MonAnaDrv FP
- MonBinVlv FP
- MonAnaVlv FP

Monitor

- AnaMon FP
- BinMon FP
- DIntMon FP
- StringView FP

Operate

- AnaManInt FP
- BinManInt FP
- DIntManInt FP

Interlock

- LockView4 FP
- LockView8 FP

Common Blocks

- Maintenance FP
- DriveInterconnector

Control

- PIDCtrl FP
- Aggr8 FP
- TimeSwitch8 FP
- SetCrv FP
- Polygon FP

MTP Service Framework

- Service
- Procedure
- Config Parameter
- Procedure Parameter FP



Latest Version on :



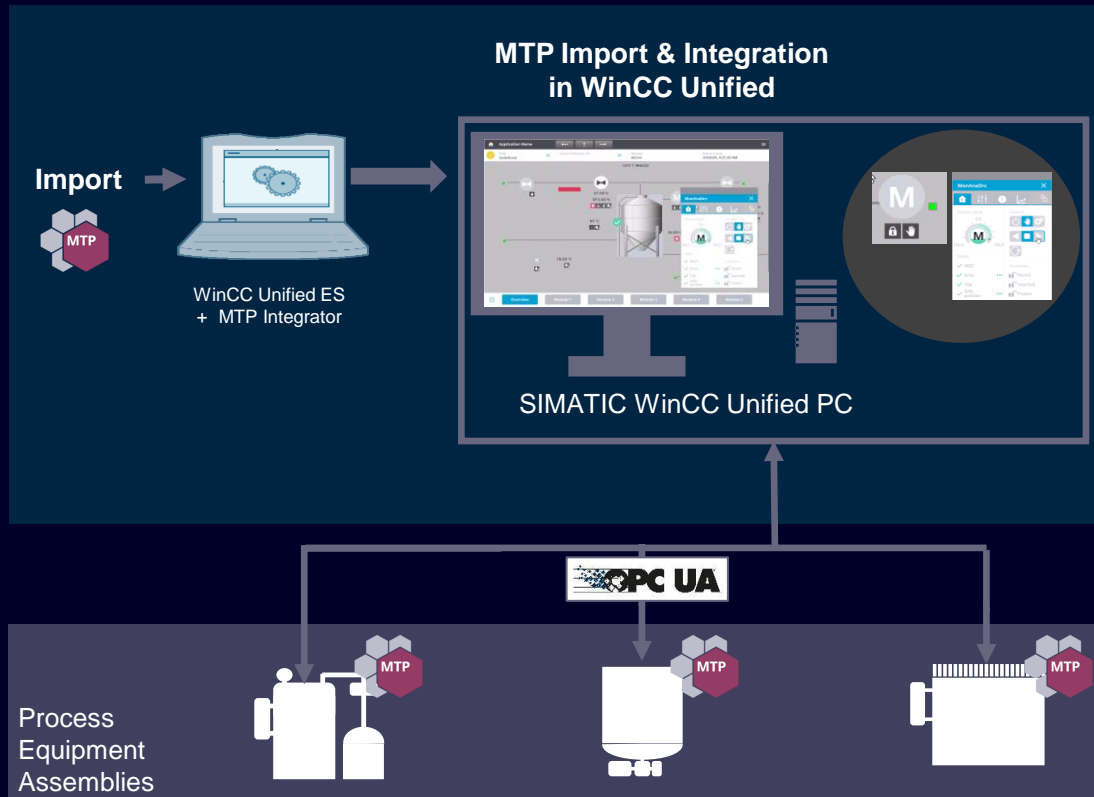
[Simatic MTP SIOS Landing Page](#)

WinCC Unified V20 - Process Orchestration

Modular automation - MTP Integrator for WinCC Unified

Unified Basic Panel ✘ Unified Comfort Panel ✔ WinCC Unified PC ✔

End customer & System Integrators
Process Orchestration Layer (POL)



Integrate standardized MTP package units / machines in WinCC Unified, including PLC and HMI components

- Standardized, line operation of package units / machines

Use MTP files (Siemens or 3rd party) to integrate (cross-vendor) machines automatically

- By instantiating the machine type within your project, the OPC UA connections, PLC tags and HMI components are created with just one click.

Controlling complete units / machines in an abstract way

- Operators can focus on the production without needing to understand details of each multi-vendor machine.
- Maximized operational efficiency, reduced training effort and consistency regarding operation, even if new modules are added modified due to changing market demands.

No. of Package Units / Machines : Unified PC RT: 10 // Unified Comfort Panel: 3

Latest Version on :



[Simatic MTP SIOS Landing Page](#)



[Control and Operate for Discrete Industries](#)



[Module Type Package \(MTP\)](#)

WinCC Unified V20 - Process Orchestration

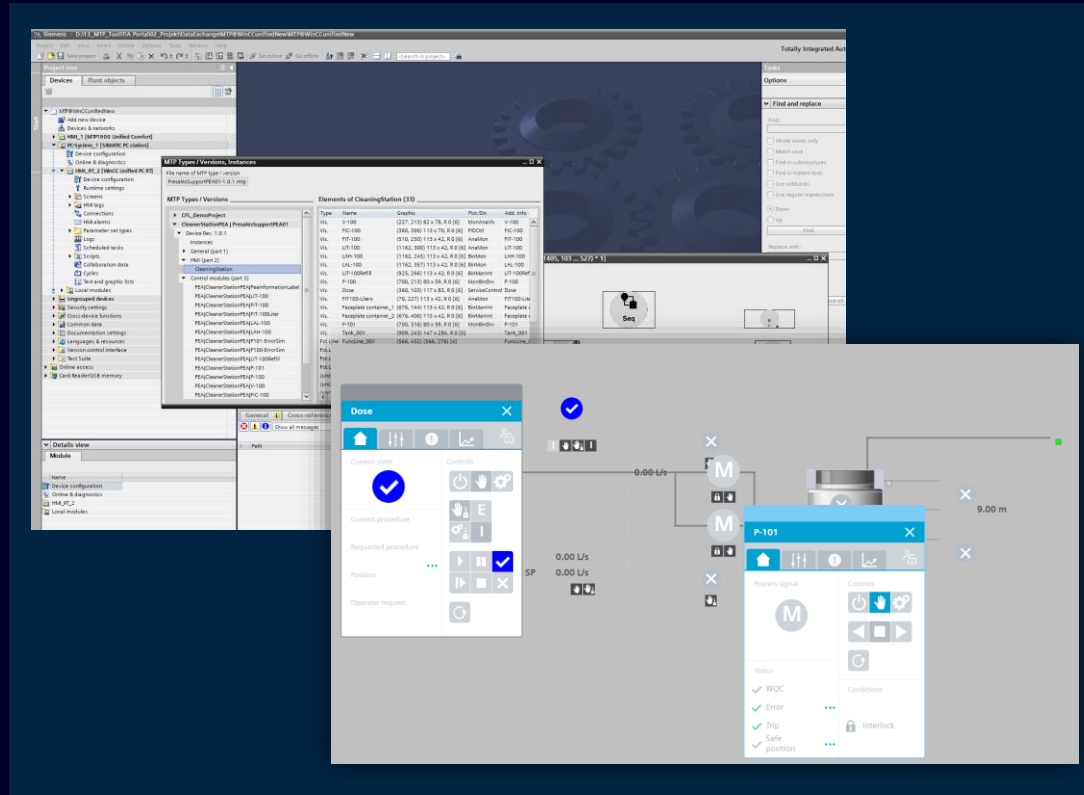
Reduce engineering effort by -70% ¹⁾ and Increase flexibility by +80% ¹⁾

Unified Basic Panel ❌

Unified Comfort Panel ✅

WinCC Unified PC ✅

End customer & System Integrators
Process Orchestration Layer (POL)



- MTP Import in WinCC Unified Engineering²⁾
- Type management incl. full versioning for your MTP files
- PEA instance management
- Static and dynamic HMI Integration (MTP Part 2 + 3)
- Monitoring and control via Faceplate (blockicons and detailed views) Orchestration of plantwide HMI (part 3)
- Manual operation of MTP Services via HMI (part 4) ★ New
- MTP Multilanguage Support ★ New
- Native OPC UA communication with configurable levels of security mechanisms (draft part 5/5.1) ³⁾
- POL-based alarms (draft part 6/7) ³⁾

¹⁾ Source: ZVEI, 2022

²⁾ Implementation compliant to the noted parts of the MTP Specification (VDI/VDE/NAMUR 2658)

³⁾ Concepts for runtime interoperability (part 5/5.1) and alarming (part 6/7) are not fully specified, yet

Latest Version on :



[Simatic MTP SIOS Landing Page](#)



[Control and Operate for Discrete Industries](#)



[Module Type Package \(MTP\)](#)

WinCC Unified V20 - Process Orchestration

SIMATIC MTP Integrator for WinCC Unified Trial – Simply try it out

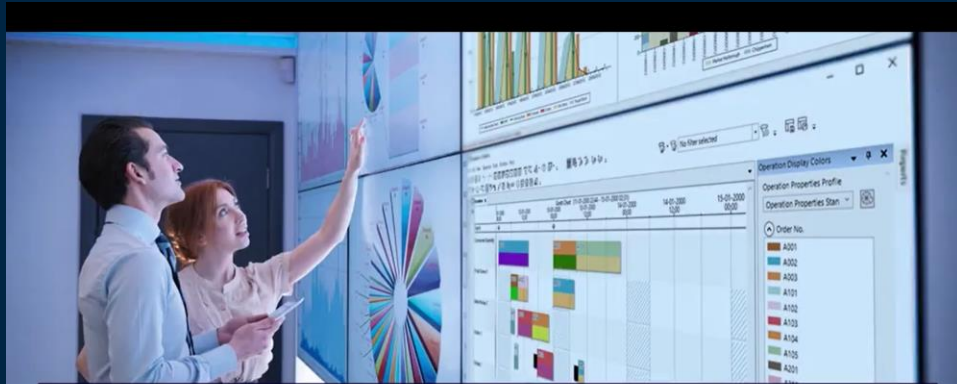
Unified Basic Panel



Unified Comfort Panel



WinCC Unified PC



Welcome to the standardized line automation and modularity trial

Adapting production plants to fast-changing consumer demands is expensive and time-consuming. There is a high complexity to this process, driven by the need for proprietary interfaces to be specified, explained, negotiated, and implemented again and again.

MTP trial – Simply try it out

Try our 30-day rapid line automation engineering with MTP trial.
No installation is required. Start exploring in minutes.
(Chrome/Firefox/Edge/Safari recommended)

Easily adapt production lines to fast-changing consumer demands with a module based standardized approach

- Adding new equipment or modifying an existing and running production line is typically complex, time consuming and risky
- Cell or line visualization required for better overview and central operation needs, if manually engineered, consumes substantial time and effort and is error prone
- With the standardized Module Type Package (MTP) approach, you can reduce risk, engineering effort and downtime, as well as shorten the time to easily integrate new equipment into an existing production line
- MTP is a widely standardized and market-proven technology that can be purchased off-the-shelf



TIA Portal V20

SIMATIC WinCC

SIMATIC WinCC Unified – Innovations

- Enhanced compile time and RT performance
- Engineering enhancements (system functions, dynamization overview, control toolbar buttons available via scripting,..)
- Improved Engineering efficiency (Corporate Designer, Graphic handling, library, faceplates, CFL, ...)
- Connectivity (LOGO!, multiplex DB-Name, ..)
- Improvements in options (PaCo, Audit)
- User and role specific start screens
- Redundancy
- Process Orchestration (MTP)



SINAMICS Startdrive & DCC – Innovations

- Export backup file
- Drive parameter compare
- Unit switching
- Support of new drive firmware functions



TIA Cloud Services

- TIA Portal Cloud & TIA Portal Cloud Connector
- TIA Project-Server Cloud



SIMATIC Hardware

- S7-1200 G2
- SIMATIC Controller S7-1500 Standard & F
- Redundant Controller S7-1500 R/H
- SIMATIC ET 200SP Open Controller 3
- SIMATIC S7-1500V
- S7-Web Server
- Safety Integrated



SIMATIC AX - Automation Xpansion

- IT-like PLC engineering workflow (without TIA Portal): Textual hardware configuration
- Support of SIMATIC S7-1500V
- Limited Sales release in USA



SIMATIC WinCC – Innovations

- Engineering of Professional, Advanced and Unified on one PC
- WinCC Advanced: no new RT Advanced V20 Version
- WinCC Professional: Support of dynamic SVG, WebUX (deep link, recipe control),...



SIMATIC STEP 7 – Innovations

- Continuous Integration: new LAD export/import format
- Online features for named value data types
- Named value types used by safety blocks and in type libraries



SIMATIC Motion Control – Innovations

- New Hardware S7-1500 T/TF
- New Single Axis Operations / New Synchronous Operations
- Support of second PROFINET IRT interface
- Cross-PLC synchronous operation using PN/PN Coupler
- Kinematics



TIA Portal Options

SIMATIC STEP 7 Safety

SIMATIC Safe Kinematics

TIA Portal Multiuser

SIMATIC Robot Library

OPC UA

SIMATIC S7-PLCSIM / S7-PLCSIM Advanced

SIMATIC Target for Simulink

TIA Portal Test Suite

SIMATIC Visualization Architect (SiVArc)

SIMATIC Modular Automation (MTP)

Central User Management (UMC)

Modular Application Creator

SIMATIC ProDiag / SysDiag

TIA Portal Teamcenter Gateway

TIA Package Manager

TIA Portal Safety Validation Assistant



WinCC Innovations V20

Highlights WinCC RT Advanced

WinCC ES

- WinCC RT Advanced can be engineered with TIA V20
- Library enhancement filter library types for RT Advanced

No new RT Advanced version

Ensured Compatibility of WinCC Advanced

- Newest update of stable V17 version of RT Advanced available
- No new licenses necessary for WinCC RT Advanced V17 necessary

WinCC Innovations V20

Highlights WinCC RT Professional

Maintainability

Support of MS SQL 2022

Communication

UDT support - Max char 127 (depth 26)
Up to 10 S7 connections are included in the WinCC RT prof basic license

WebUX – Deep link

Direct access to specific screens or functions within the application

WebUX – Recipe

Support of recipe control

TIA Library

Enhancement filter library types for RT Professional

SVGHMI Library

Embedding SVGHMI Graphics in WinCC RT Professional Screens
Same Library as WinCC V8 or WinCC Unified

WebUX – AR APP

Support for SIMATIC Unified AR App for iOS

WebUX – License

New licenses for WebUX max clients

TIA Portal V20

SIMATIC STEP 7

SIMATIC WinCC Unified – Innovations

- Enhanced compile time and RT performance
- Engineering enhancements (system functions, dynamization overview, control toolbar buttons available via scripting,...)
- Improved Engineering efficiency (Corporate Designer, Graphic handling, library, faceplates, CFL, ...)
- Connectivity (LOGO!, multiplex DB-Name, ..)
- Improvements in options (PaCo, Audit)
- User and role specific start screens
- Redundancy
- Process Orchestration (MTP)



SINAMICS Startdrive & DCC – Innovations

- Export backup file
- Drive parameter compare
- Unit switching
- Support of new drive firmware functions



TIA Cloud Services

- TIA Portal Cloud & TIA Portal Cloud Connector
- TIA Project-Server Cloud



SIMATIC Hardware

- S7-1200 G2
- SIMATIC Controller S7-1500 Standard & F
- Redundant Controller S7-1500 R/H
- SIMATIC ET 200SP Open Controller 3
- SIMATIC S7-1500V
- S7-Web Server
- Safety Integrated



System functions

- Upgrading TIA Portal projects
- PROFINET IRT features
- TIA Portal Documentation
- TIA Portal Openness
- TIA Portal Add-Ins
- Version Control Interface (VCI)
- CAx: AutomationML & Publication Tools
- TIA Portal User Management & Access Control (UMAC)
- TIA Portal Library Workflows
- TIA Portal Usability



SIMATIC AX - Automation Xpansion

- IT-like PLC engineering workflow (without TIA Portal): Textual hardware configuration
- Support of SIMATIC S7-1500V
- Limited Sales release in USA



TIA Portal Options

SIMATIC STEP 7 Safety

SIMATIC Safe Kinematics

TIA Portal Multiuser

SIMATIC Robot Library

OPC UA

SIMATIC S7-PLCSIM / S7-PLCSIM Advanced

SIMATIC Target for Simulink

TIA Portal Test Suite

SIMATIC Visualization Architect (SiVArc)

SIMATIC Modular Automation (MTP)



Central User Management (UMC)

Modular Application Creator

SIMATIC ProDiag / SysDiag

TIA Portal Teamcenter Gateway

TIA Package Manager



TIA Portal Safety Validation Assistant



SIMATIC WinCC – Innovations

- Engineering of Professional, Advanced and Unified on one PC
- WinCC Advanced: no new RT Advanced V20 Version
- WinCC Professional: Support of dynamic SVG, WebUX (deep link, recipe control),...



SIMATIC STEP 7 – Innovations

- Continuous Integration: new LAD export/import format
- Online features for named value data types
- Named value types used by safety blocks and in type libraries



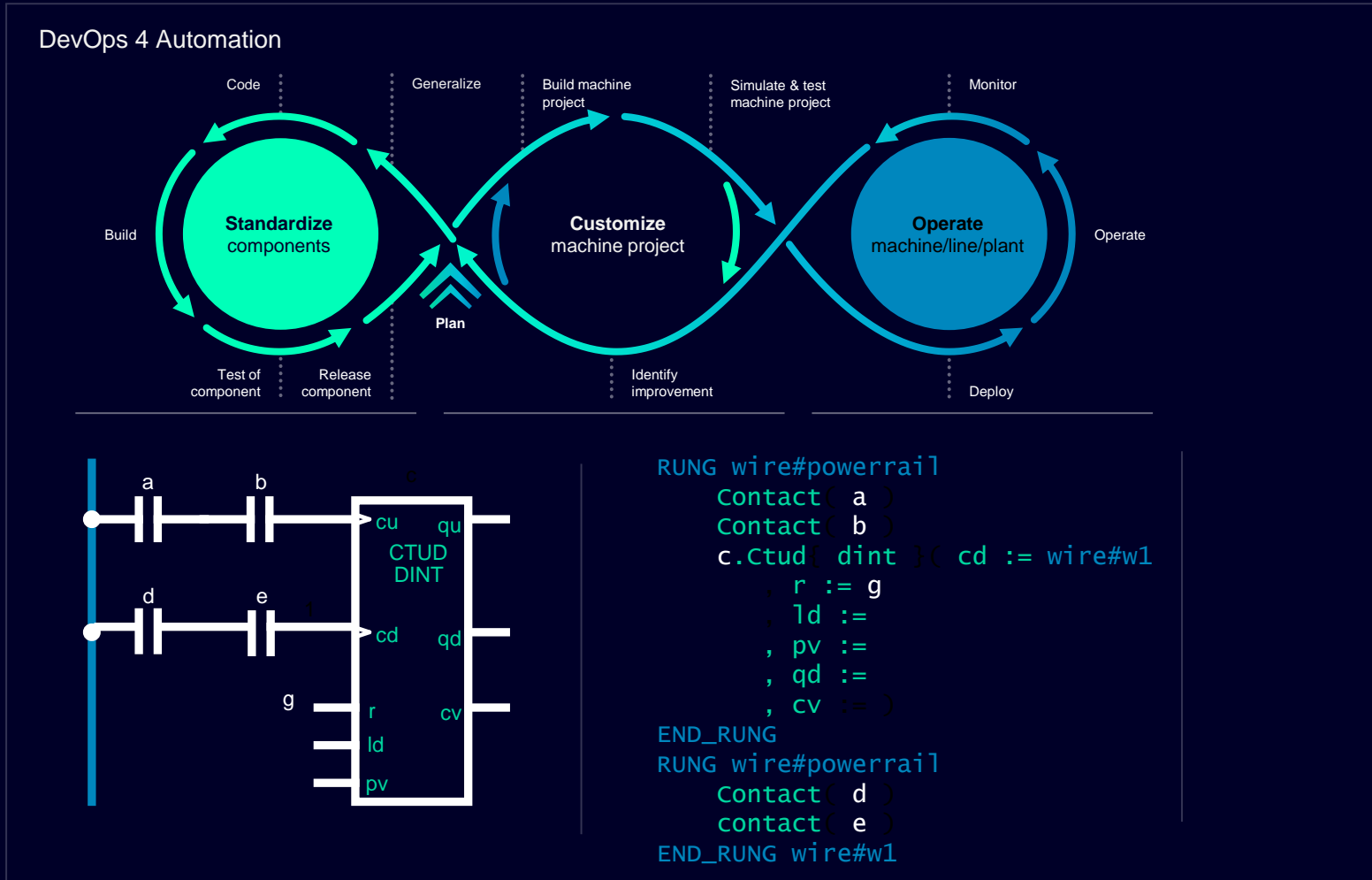
SIMATIC Motion Control – Innovations

- New Hardware S7-1500 T/TF
- New Single Axis Operations / New Synchronous Operations
- Support of second PROFINET IRT interface
- Cross-PLC synchronous operation using PN/PN Coupler
- Kinematics



STEP 7 – Innovations

SIMATIC Source Documents: New export format for LAD blocks, DBs & UDTs



Features

- **Human readable** representation of graphical code
- Source code only - no internal meta information
- Version independent syntax
- Including multilingual comments
- Works for LAD and F-LAD & DBs & UDTs
- Accessible via Openness and VCI*

Benefits

- Human-readable representation ensures **easy use with external tools** (e.g. GIT, Beyond Compare, ...) and code generators
- Version-independent syntax **simplifies** compatibility when **sharing source code across various TIA Portal versions**
- Easy **tracking of safety block changes** in external code repositories

*With a V20 Update

STEP 7 – Innovations

Named value data types within Software Units – Online improvements

	Name	Data type	Start value	Monitor value	Retain	Accessible ...	Writa...
1	Static				<input type="checkbox"/>	<input type="checkbox"/>	<input type="checkbox"/>
2	nvtPositionerStatus	._Positioner.nvtPositionerStatus	nvtPositionerStatus#NoCall	ExecutionFinished	<input type="checkbox"/>	<input checked="" type="checkbox"/>	<input checked="" type="checkbox"/>
3	<Add new>				<input type="checkbox"/>	<input type="checkbox"/>	<input type="checkbox"/>

```
1 #instMoveAbsolute(Axis := #axis,  
2     Execute := TRUE,  
3     Position := 120.0,  
4     Velocity := 100.0,  
5     Acceleration := 1000.0,  
6     Deceleration := 1000.0,  
7     Jerk := 100000.0,  
8     Direction := nvttypeMoveDirection#Positive);  
9
```

nvttypeMoveDirection#Positive	Positive
-------------------------------	----------

```
TYPE  
nvtPositionerStatus : Word  
(  
    ExecutionFinished := 16#0000, // Execution finished without errors  
    NoCall            := 16#7000, // No job being currently processed  
    CommandAborted   := 16#7FFF, // Commanded functionality has been aborted  
    ErrorMoveAbsolute := 16#8601 // Error MC_MoveAbsolute  
) := NoCall;  
END_TYPE
```

Speaking names for named values

Since V19 user can create within Software Units data types with named values (NVTs). Now during online actions like monitoring and trace, we display the values such as the defined and meaningful names.

New Features

- Online displaying speaking names for NVTs at
 - Code block editor (SCL, LAD/FBD, Graph)
 - DB interface editor
 - Watch- and force table editor
 - Trace
- Applying Namespace of Software Unit to underlying NVTs
- Openness Import/Export of NVTs

Improved commissioning and maintenance efficiency

STEP 7 – Innovations

Named value data types – Textual Interface & Library improvements

```

1 FUNCTION_BLOCK "SCLBlock"
2
3 VAR_INPUT
4   NVDecl : Simatic.Colors := Simatic.Colors#RED; //NV Constant as datatype
5
6   ArrayNVT: Array[_.Boundary#MIN .._.Boundary#MAX] OF Int; //NV Constants as array boundary
7
8   stringVar : String[_.Length#MAX]; //NV Constants as string length
9
10 END_VAR
11

```

The block is read-only because it is know-how protected.

Block_1							
	Name	Data type	Default value	Retain	Accessible f...	Writa...	Visible in ...
1	Input				<input type="checkbox"/>	<input type="checkbox"/>	<input type="checkbox"/>
2	Input_1	Simatic.Colors	Simatic.Colors#RED	Non-retain	<input checked="" type="checkbox"/>	<input checked="" type="checkbox"/>	<input checked="" type="checkbox"/>
3	Input_2	DInt	Simatic.Colors#GREEN	Non-retain	<input checked="" type="checkbox"/>	<input checked="" type="checkbox"/>	<input checked="" type="checkbox"/>
4	Output				<input type="checkbox"/>	<input type="checkbox"/>	<input type="checkbox"/>
5	Output_1	Array[0..1] of Bool		Non-retain	<input checked="" type="checkbox"/>	<input checked="" type="checkbox"/>	<input checked="" type="checkbox"/>
6	InOut				<input type="checkbox"/>	<input type="checkbox"/>	<input type="checkbox"/>
7	Static				<input type="checkbox"/>	<input type="checkbox"/>	<input type="checkbox"/>

Colors.nvt	V 0.0.5	V 0.0.5
V 0.0.5 [default]	V 0.0.5	V 0.0.5
V 0.0.4	V 0.0.4	V 0.0.4
V 0.0.3	V 0.0.3	V 0.0.3
V 0.0.2	V 0.0.2	V 0.0.2
NVT_Library.nvt	V 0.0.1	V 0.0.1
V 0.0.1 [default]	V 0.0.1	V 0.0.1

New Features

- Textual interfaces are supporting NVTs
- NVTs as library types
- Safety blocks in type library can utilize NVTs
- NVTs can be part of typed knowhow protected blocks

STEP 7 – Innovations

Named value data types – tracing with PLC Trace



Tracing Named Value Tags

The trace recognizes NVTs directly in trace definition. Recorded values in the diagram are automatically resolved to NVT definition and displayed accordingly.

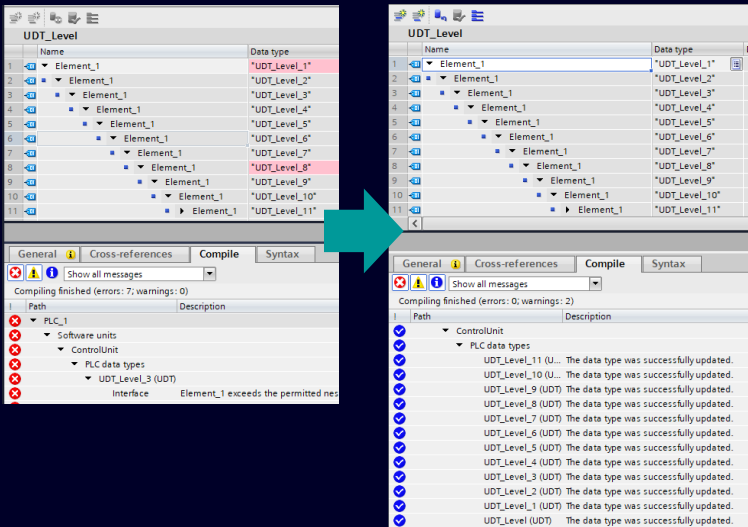
Benefits

- Automatic representation of tag names, instead of numerical representation
- Tags can be used as trigger
- Undefined states are also visible in diagram
- NVTs are supported in all traces ((long-term) trace, (long-term) project trace)

STEP 7 – Innovations General Improvements

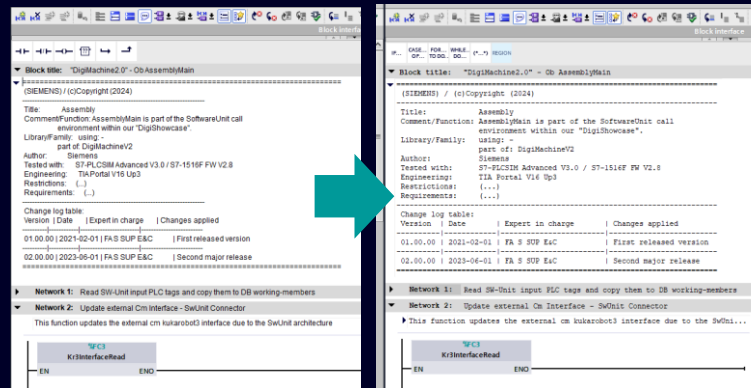
Increased nesting depth for structures

- For S7-1500 >= 4.0 the nesting depth for PLC data types, STRUCT tags, and ARRAY of STRUCT/UDT tags has been increased from 8 to max. 26 elements
- Using an ARRAY of STRUCT/UDT, which requires 3 hierarchical levels each, reduces the maximum nesting depth accordingly



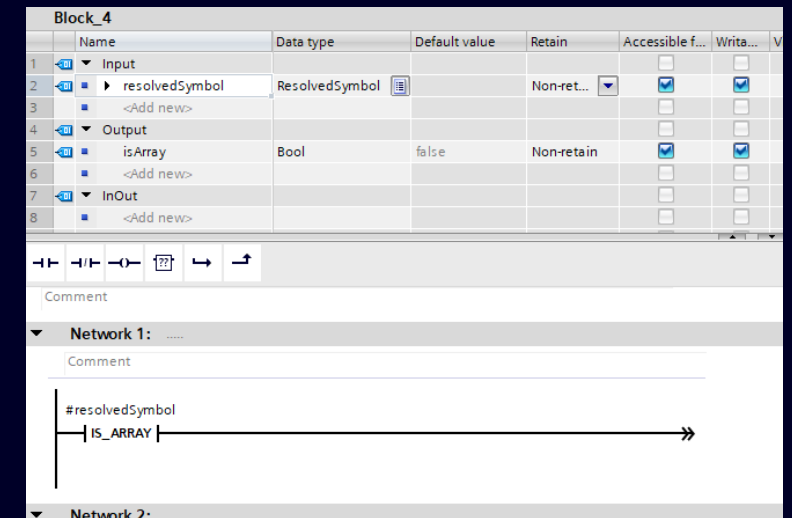
Font adoption for title & comments

- Font type can be changed for block and network title and comments via Global setting
- Using monospace fonts comments can be easier structured
- Network titles & comments can be zoomed in / out



Is_Array / Count- & TypeOfElements for ResolvedSymbol

- These functions can now also be used for resolved symbols:
 - Is_Array
 - CountOfElements
 - TypeOfElements
- Allows appropriately handling of arrays from a resolved symbol



STEP 7 – Innovations

General Improvements

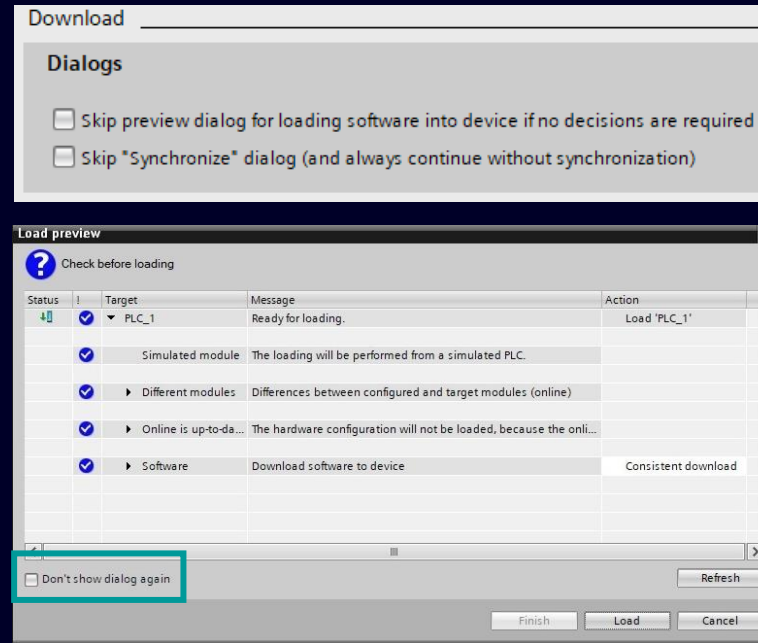
Tagtable: Sort by value

- Natural sorting of user and system constants in the filter view of the tag table editor

GlobalEnvConstOmacStates			
	Name	Data type	Value
1	FB_STATE_UNDEFINED_REF	DInt	0
2	FB_STATE_ABORTING_REF	DInt	17
3	FB_STATE_ABORTED_REF	DInt	1
4	FB_STATE_STOPPED_REF	DInt	2
5	FB_STATE_CLEARING_REF	DInt	18
6	FB_STATE_STOPPING_REF	DInt	19
7	FB_STATE_STOPPED_REF	DInt	2
8	FB_STATE_RESETTING_REF	DInt	20
9	FB_STATE_IDLE_REF	DInt	3
10	FB_STATE_STARTING_REF	DInt	21
11	FB_STATE_EXECUTE_REF	DInt	4
12	FB_STATE_SUSPENDING_REF	DInt	22
13	FB_STATE_SUSPENDED_REF	DInt	5
14	FB_STATE_UNSUSPENDING_REF	DInt	23
15	FB_STATE_HOLDING_REF	DInt	24
16	FB_STATE_HELD_REF	DInt	6
17	FB_STATE_UNHOLDING_REF	DInt	25
18	FB_STATE_COMPLETING_REF	DInt	26
19	FB_STATE_COMPLETE_REF	DInt	7

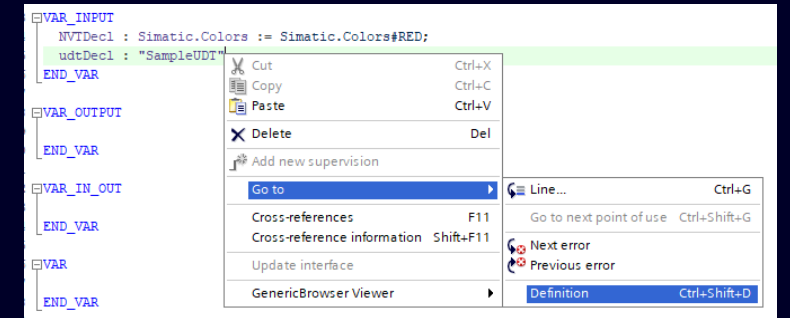
Hide Download Preview & Sync Dialog

- Hide Download Preview / Finished & Synchronize before loading dialogs
- Only shown, when user interaction necessary



Go To Definition – Improved behavior in Textual Interface Editor

- Enhanced the Textual Interface Editor (SCL only) for improved navigation to complex declarations of UDTs, Blocks, and NVTs.

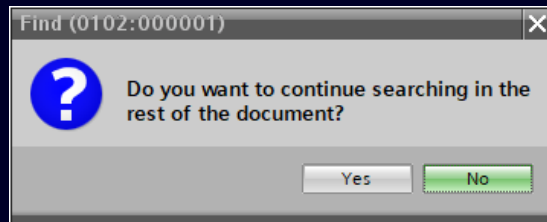
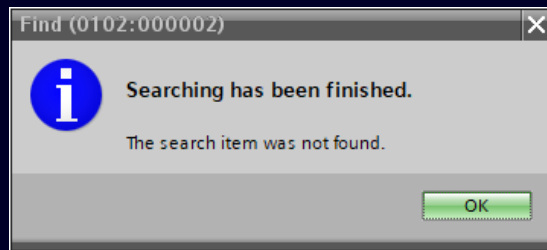


STEP 7 – Innovations

General Improvements

Search Replace improvements

- In the Project Navigator Overview now search & replace in the details view is possible
- Local search can now be directly continued for the rest of the block.



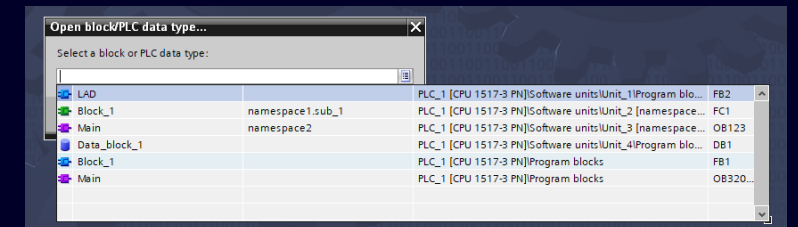
Improved Software Unit download behavior

- Before download, the relations between the Software Units are checked more thoroughly.
- Loading dependent Software Units is only necessary if components of the other Software Unit are actually used



F7 block open improvements

- Search scope of dialog is now always the complete PLC (context independent)
- Increased size of drop-down box for better readability
- Adjusted size of drop-down box is stored



TIA Portal V20

SIMATIC Motion Control

SIMATIC WinCC Unified – Innovations

- Enhanced compile time and RT performance
- Engineering enhancements (system functions, dynamization overview, control toolbar buttons available via scripting,...)
- Improved Engineering efficiency (Corporate Designer, Graphic handling, library, faceplates, CFL, ...)
- Connectivity (LOGO!, multiplex DB-Name, ..)
- Improvements in options (PaCo, Audit)
- User and role specific start screens
- Redundancy
- Process Orchestration (MTP)



SINAMICS Startdrive & DCC – Innovations

- Export backup file
- Drive parameter compare
- Unit switching
- Support of new drive firmware functions



TIA Cloud Services

- TIA Portal Cloud & TIA Portal Cloud Connector
- TIA Project-Server Cloud



SIMATIC Hardware

- S7-1200 G2
- SIMATIC Controller S7-1500 Standard & F
- Redundant Controller S7-1500 R/H
- SIMATIC ET 200SP Open Controller 3
- SIMATIC S7-1500V
- S7-Web Server
- Safety Integrated



System functions

- Upgrading TIA Portal projects
- PROFINET IRT features
- TIA Portal Documentation
- TIA Portal Openness
- TIA Portal Add-Ins
- Version Control Interface (VCI)
- CAx: AutomationML & Publication Tools
- TIA Portal User Management & Access Control (UMAC)
- TIA Portal Library Workflows
- TIA Portal Usability



SIMATIC AX - Automation Xpansion

- IT-like PLC engineering workflow (without TIA Portal): Textual hardware configuration
- Support of SIMATIC S7-1500V
- Limited Sales release in USA



TIA Portal Options

SIMATIC STEP 7 Safety

SIMATIC Safe Kinematics

TIA Portal Multiuser

SIMATIC Robot Library

OPC UA

SIMATIC S7-PLCSIM / S7-PLCSIM Advanced

SIMATIC Target for Simulink

TIA Portal Test Suite

SIMATIC Visualization Architect (SiVArc)

SIMATIC Modular Automation (MTP)



Central User Management (UMC)

Modular Application Creator

SIMATIC ProDiag / SysDiag

TIA Portal Teamcenter Gateway

TIA Package Manager



TIA Portal Safety Validation Assistant



SIMATIC WinCC – Innovations

- Engineering of Professional, Advanced and Unified on one PC
- WinCC Advanced: no new RT Advanced V20 Version
- WinCC Professional: Support of dynamic SVG, WebUX (deep link, recipe control),...



SIMATIC STEP 7 – Innovations

- Continuous Integration: new LAD export/import format
- Online features for named value data types
- Named value types used by safety blocks and in type libraries



SIMATIC Motion Control – Innovations

- New Hardware S7-1500 T/TF
- New Single Axis Operations / New Synchronous Operations
- Support of second PROFINET IRT interface
- Cross-PLC synchronous operation using PN/PN Coupler
- Kinematics

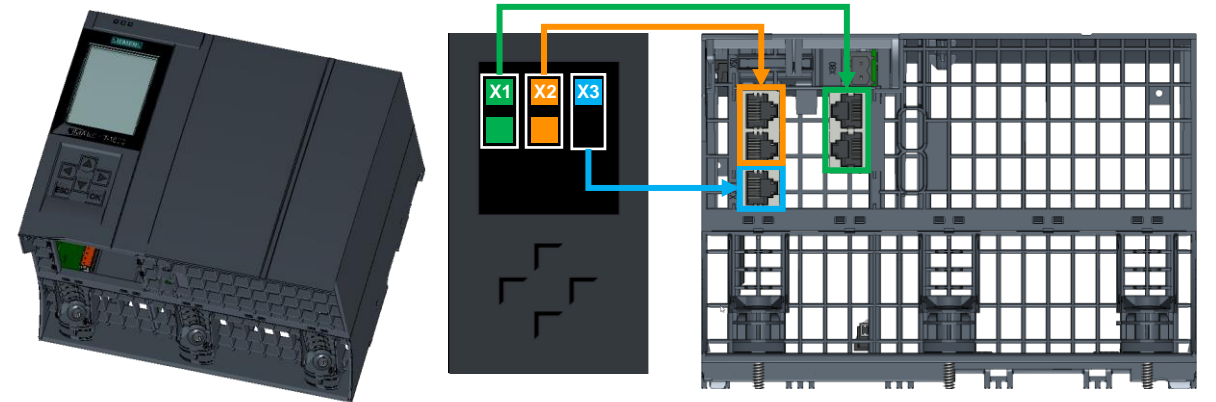
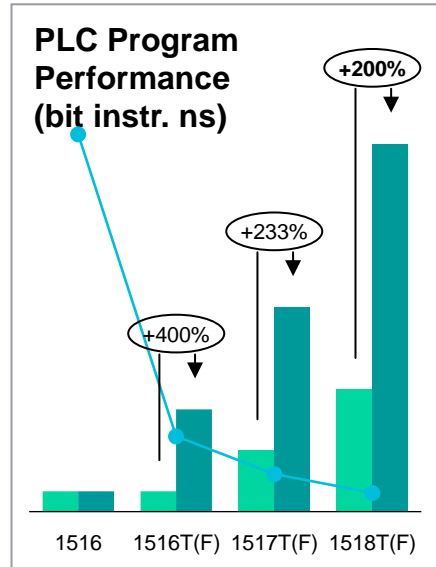
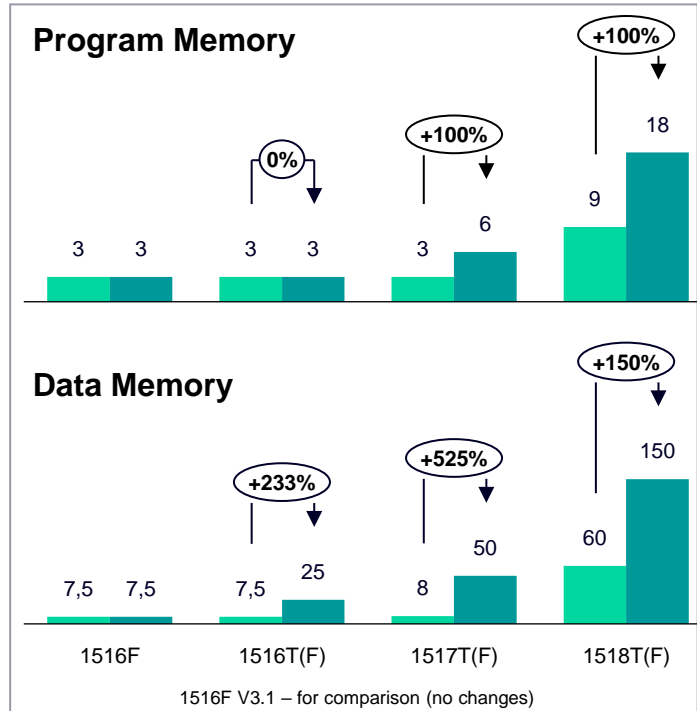


New Hardware S7-1500 T/TF with FW V4.0

- CPU S7-1516T-3 PN
- CPU S7-1516TF-3 PN
- CPU S7-1517T-3 PN
- CPU S7-1517TF-3 PN
- CPU S7-1518T-3 PN
- CPU S7-1518TF-3 PN

New Hardware S7-1500 T/TF

S7-1500 1516T / 1517 / 1518 CPUs



- **New hardware for S7-1500 1516T(F) / 1517T(F) / 1518T(F) CPUs:** More memory, More Performance, Higher communication performance, second IRT Interface, 64 IO-Devices per IRT Interface or 256 IO-Devices per IRT Interface with DFP, G-Bit Interface, secure boot, functional compatible to previous CPU generation

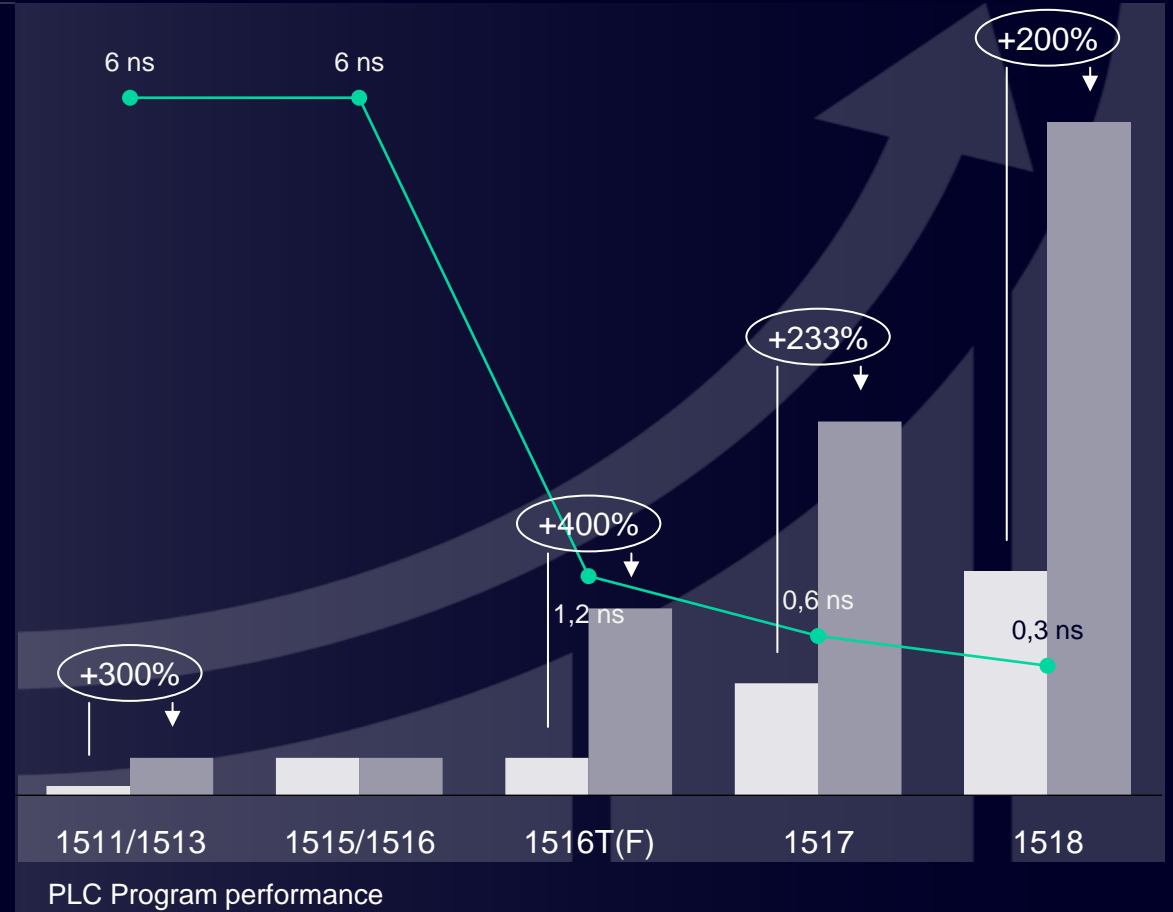
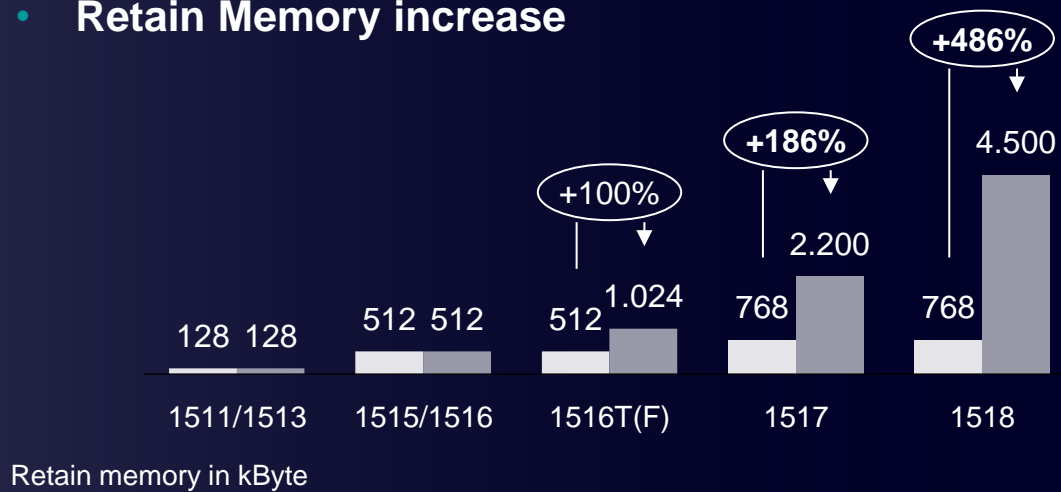
- **Support for standardization** that requires more memory for more code and the reliability on performance to new amount of code
- **Higher communication performance** to address the IT/OT communication use case
- **More Motion Control Performance** to meet high end applications

New Hardware S7-1500 T/TF

S7-1500 1516T / 1517 / 1518 CPUs

- **Significant PLC program performance increase**
 - **Easier controller selection**
 - **More customer use cases can be realized**

- **Retain Memory increase**



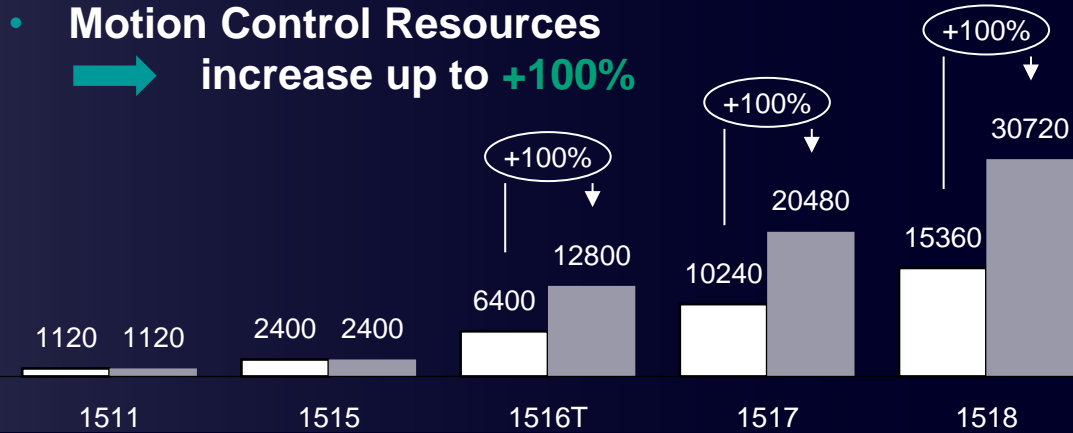
■ FW V3.1 (current article no.) ■ FW V4.0 (current + new article no.) ● Bit performance

New Hardware S7-1500 T/TF

S7-1500 1516T / 1517 / 1518 CPUs

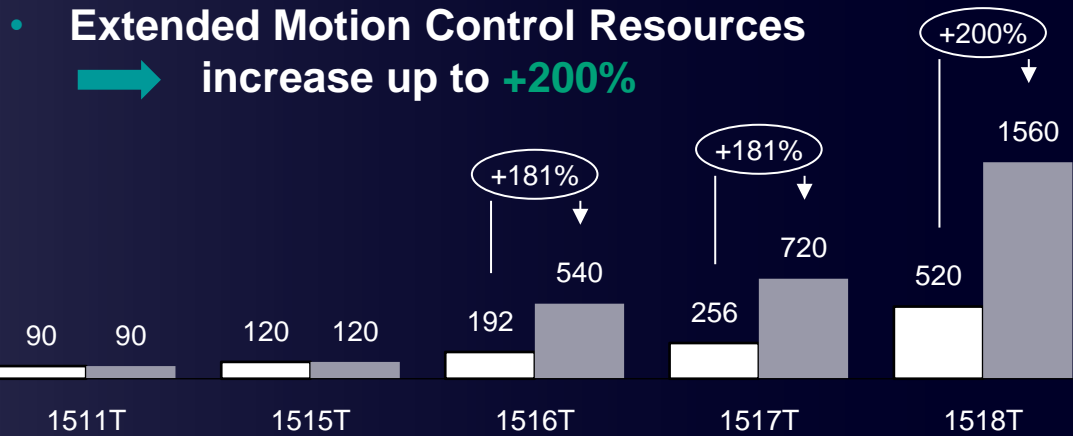
• Motion Control Resources

➔ increase up to **+100%**



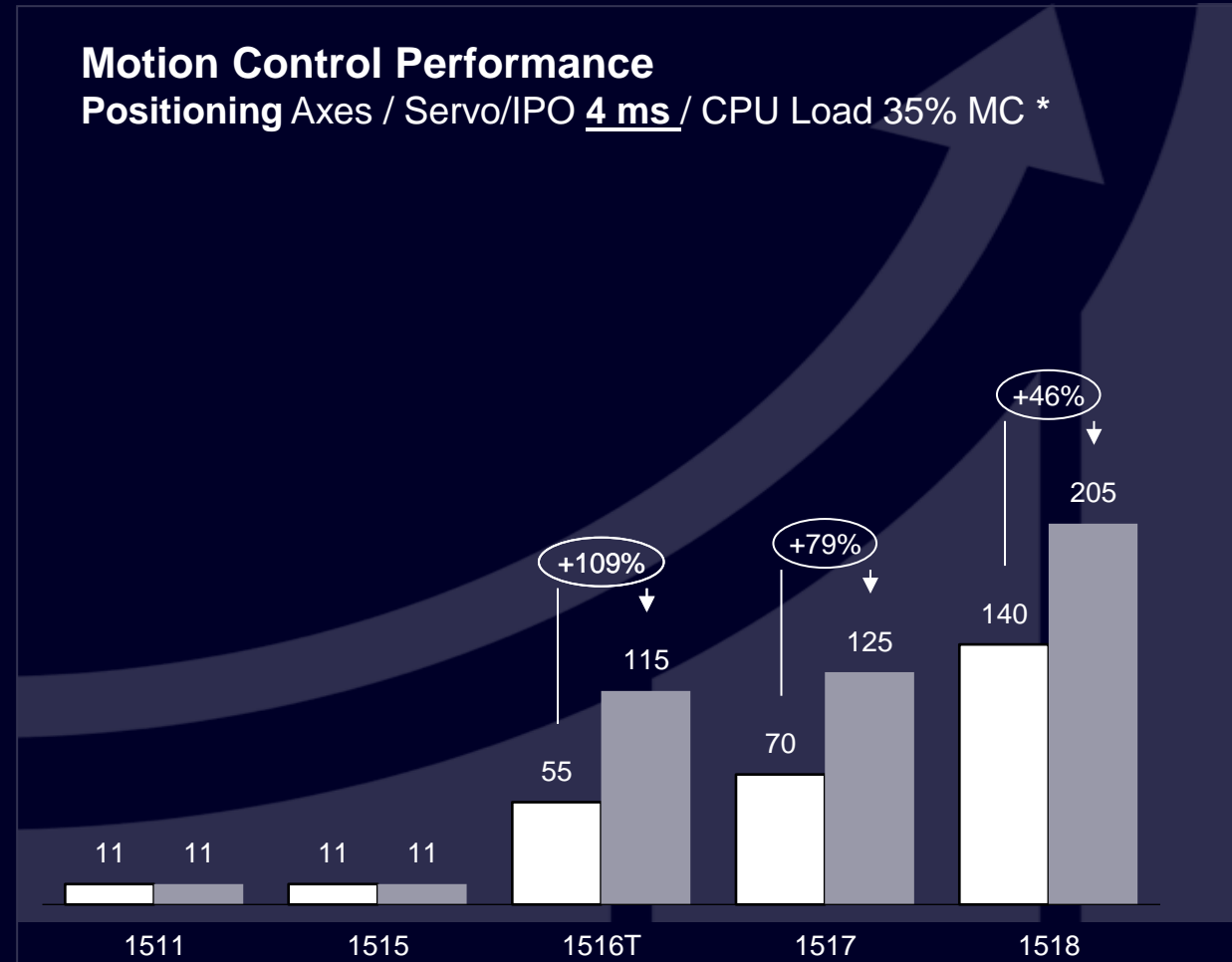
• Extended Motion Control Resources

➔ increase up to **+200%**



Motion Control Performance

Positioning Axes / Servo/IPO 4 ms / CPU Load 35% MC *



■ FW V3.1 (current article no.) ■ FW V4.0 (new article no.)

1511T / 1515T V3.1 – for comparison (no changes with FW V4.0)

* Depending on the application

New Hardware S7-1500 T/TF

S7-1500 1516T / 1517 / 1518 CPUs

New mechanical design

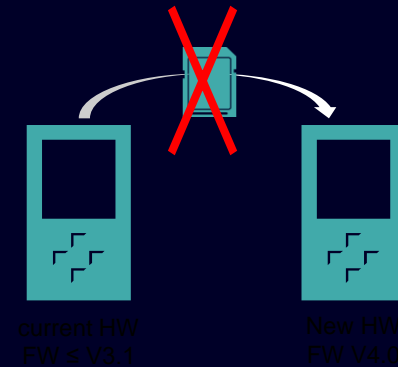
- The display is now integrated into the CPU like in the new 1515/1516 CPUs
- Installation dimensions remain identical
- RUN/STOP switch is replaced with RUN/STOP buttons
 - No more "cancelling" of the RUN/STOP switch
 - "STOP ACTIVE" indicates that the CPU was switched to STOP via the STOP button
 - Memory reset/Reset operation: Identical as before
- Display can now be read – even when the cover is open
- Mechanical manipulation protection is retained
- New Display implementation
 - No separate Display FW needed



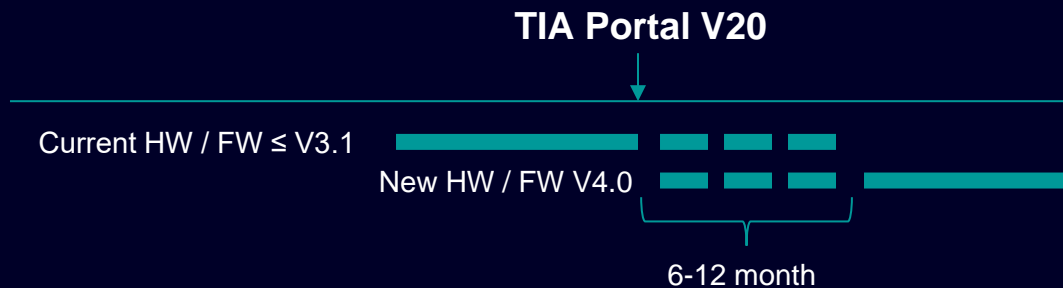
New Hardware S7-1500 T/TF



Compatibility of CPU 1516T / 1517 / 1518 with new HW

- FW V4.0 only for new article numbers
- No PROFIBUS Interface on board → No spare part compatibility
- Fully functional compatible (except PROFIBUS DP). STEP 7 project can be used in the new CPU after “change device” in HW config.



- Parallel delivery of the old and new HW for 6-12 month:



Current device:	New device:
 CPU 1518T-4 PN/DP	 CPU 1518T-3 PN
Article no.: <input type="text" value="6ES7 518-4TP00-0AB0"/>	Article no.: <input type="text" value="6ES7 518-3TT10-0AB0"/>
Version: <input type="text" value="V3.1"/>	Version: <input type="text" value="V4.0"/>
Description: Technology CPU with display; work memory 9 MB code and 60 MB data; 1 ns bit operation time; 1st interface: PROFINET RT/IRT with 2 ports; 2nd interface: PROFINET RT; 3rd interface: Gigabit Ethernet; 4th interface: PROFIBUS; firmware V3.1	Description: Standard CPU with display; work memory 18 MB code and 150 MB data; 0.3 ns bit operation time; 1st interface: PROFINET RT/IRT with 2 ports; 2nd interface: PROFINET RT/IRT with 2 ports; 3rd interface: Gigabit Ethernet; firmware V4.0

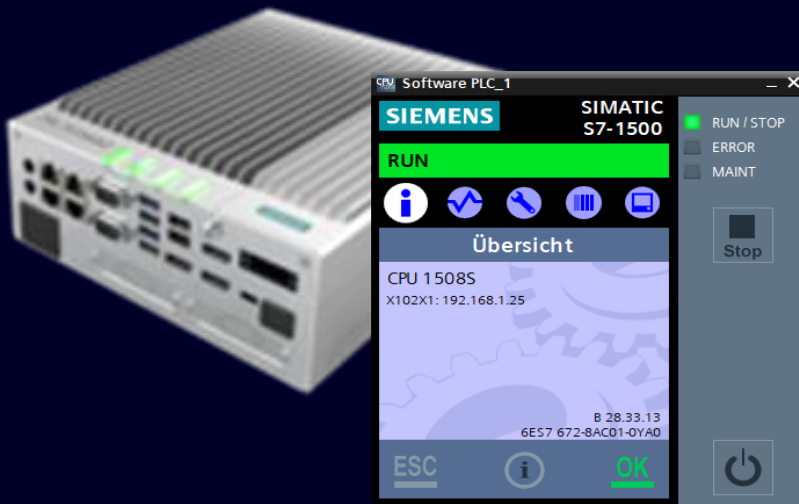
New SIMATIC Software Controller T(F) with FW V40.0

New SIMATIC Software Controller 1508S T(F)

Software Controller evolution with new hardware

SIMATIC Software Controller T(F)

for high-end Motion Control



Will be released
based on TIA V20
in CY-2025

SIMATIC BX-59A
with Intel core i7
13th generation

SIMATIC CP1625-2
(PCIe card for
PROFINET IO IRT)

Software Controller
CPU 1508S T/TF
(V40.0)

- **IPC BX-59A (i7)**
 - High performance IPC with Intel Raptor Lake CPU
 - Platform designed for high modularity and flexibility
- **CP 1625-2 (PCIe)**
 - PCIe card for PROFINET IO IRT
 - 2 IRT interfaces (4 ports)
 - Increased quantity structure
- **Software Controller V40.0:**
 - Latest S7-1500 firmware (e.g. 64 Bit)
 - Increased number of (Extended) Motion Control Resources

Motion Control Innovations

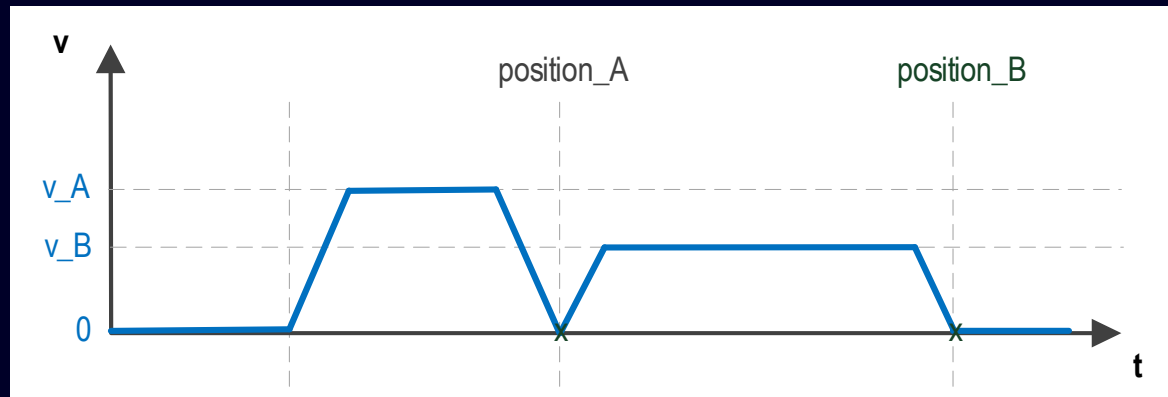
FW V4.0 (TIA Portal V20)

Motion Control – Innovations

New Single Axis Operations

Axis

- Improved FB MC_Halt: New mode to halt only the basic movement. The superimposed movement is continued.
- Change effectiveness of TO-DB tag “<TO>.Actor.RemoveEnableReaction”
- Improved FBs MC_MoveAbsolute / MC_MoveRelative: Append movement without blending (step 1)



Execution system / Acyclic tasks

- Improvement of reaction time for acyclic tasks (e.g. MC_InterpolateCam)

Motion Control – Innovations

New Synchronous Operations

Cams

- New TO types TO Cam_6kSeg / TO Cam_600Seg with 6000 / 600 polynomial segments and 50 points
- New TO-DB tags at TOs Cam_* for the following values at start and end of a cam
- Improvement of FBs MC_GetCamFollowingValue(Cyclic): Select mode and read third derivative from a cam

Synchronizing

- Improvement of FB MC_CamIn: Direct synchronous setting at specified leading value position
- Improvement of FB MC_GearInPos: Subsequent synchronization with specified MasterSyncDistance
- New TO-DB tags at TO SynchronousAxis for the actual gear ratio numerator and denominator
- Toleration of a leading value reversal during synchronization and desynchronization

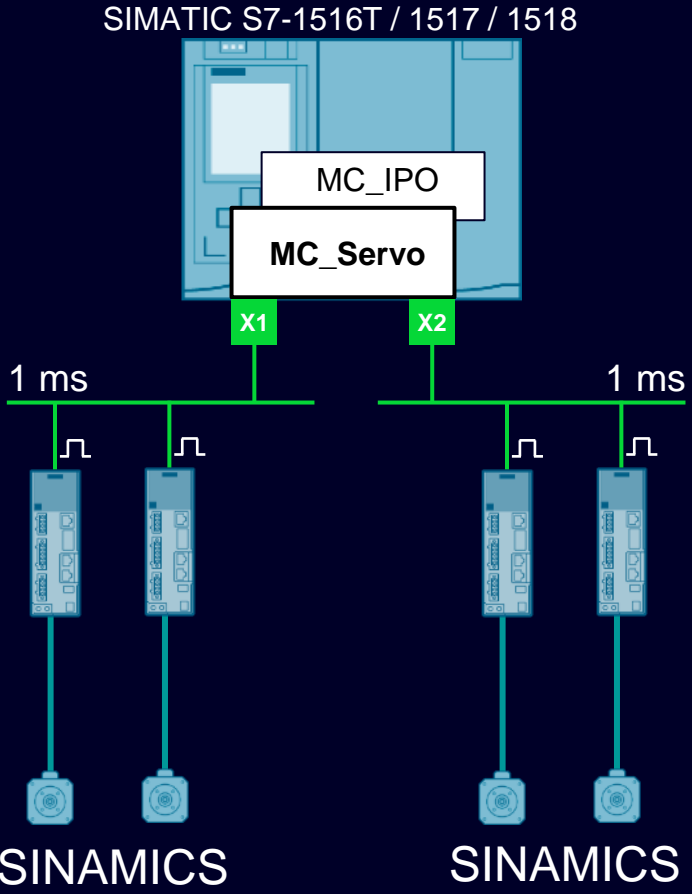
Cross-Project synchronous operation

- Distributed synchronous operation between several CPUs programmed in different projects using new PN/PN-Coupler that synchronize two IRT domains and support isochronous data transfer between domains.

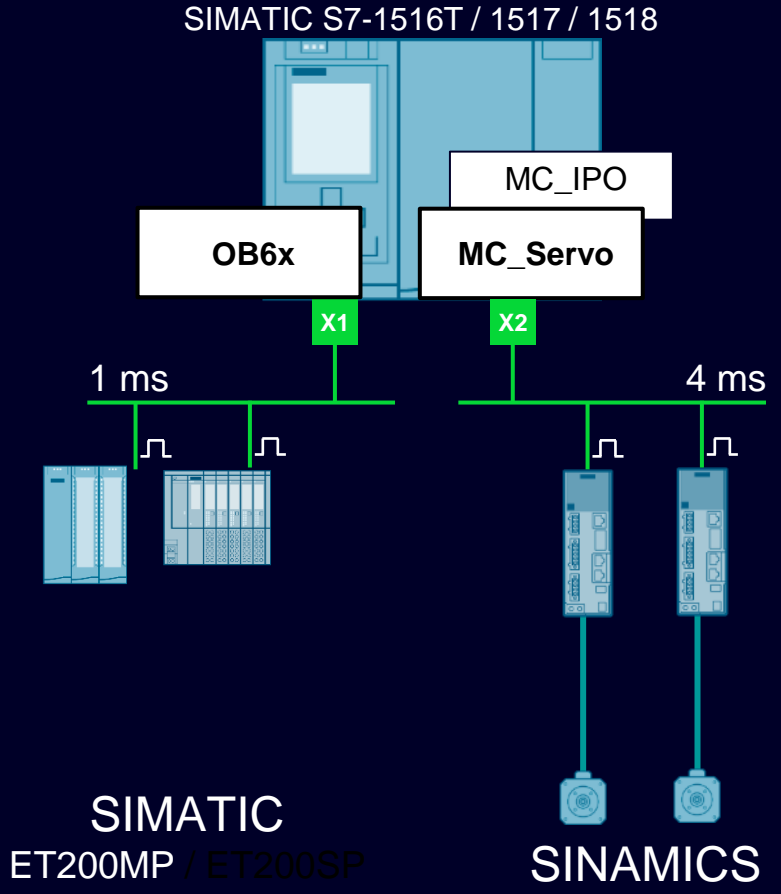
Motion Control – Innovations

Support of second PROFINET IRT Interface

Interfaces in “Coupled” mode

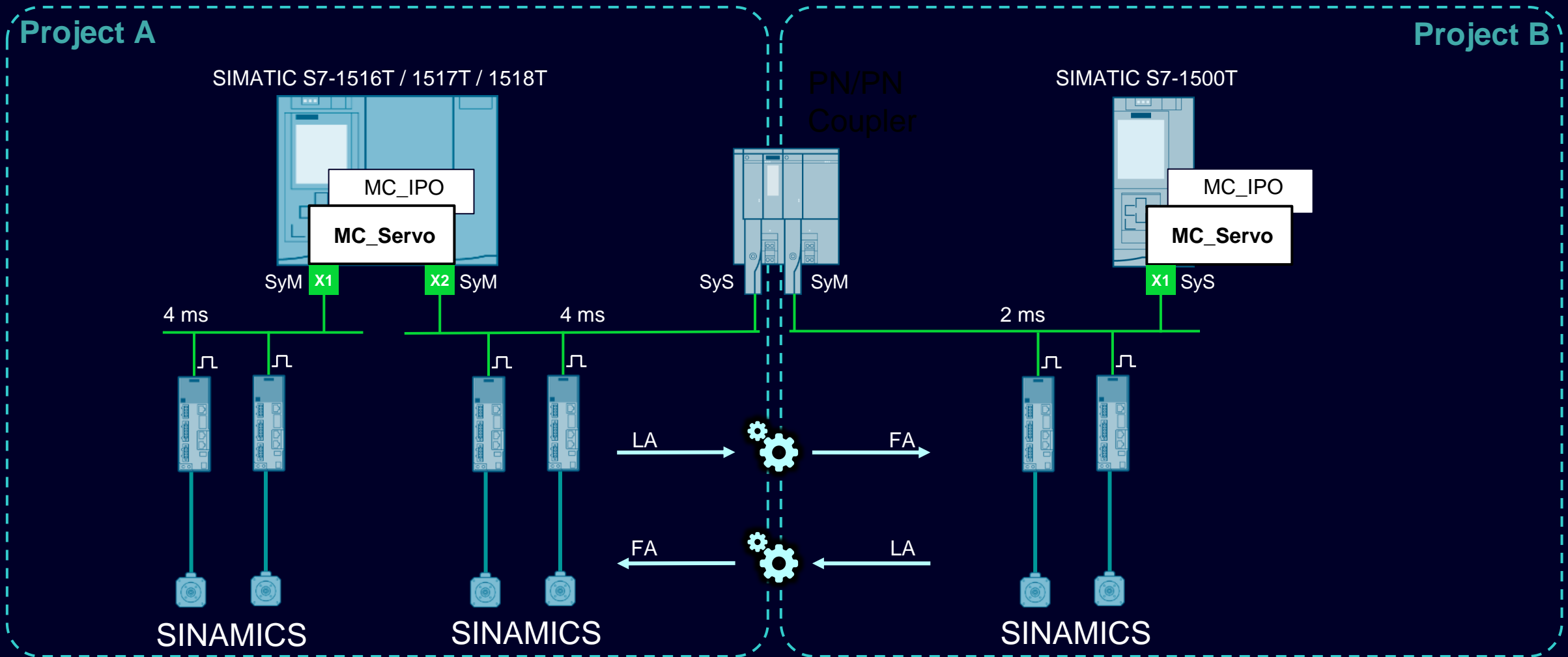


Interfaces in “Synchronized” mode



Motion Control – Innovations

Cross-PLC synchronous operation using PN/PN Coupler



SyM = Sync master
 SyS = Sync slave
 LA = Leading axis
 FA = Following axis

Motion Control – Innovations

Kinematics

Kinematics

- Conveyor Tracking: Individual dynamic reserve per OCS for dynamic adaption
- New TO-DB tag StatusPath.DynamicLimit for motion commands
- Accept negative length D1 at all Deltapicker 3D

Interpreter

- MCL Language Extensions
 - waitEvent() instruction supports expressions
 - New constant “NULL_POS” for circAbs() and circRel() instructions
- Debugging of MCL programs
 - Breakpoint in Interpreter program editor
 - Toolbar extensions for debugging
 - Debug extensions in the basic online view

Motion Control – Innovations

Named value data types – tracing with PLC Trace



Tracing Named Value Tags

The trace recognizes NVTs directly in trace definition. Recorded values in the diagram are automatically resolved to NVT definition and displayed accordingly.

Benefits

- Automatic representation of tag names, instead of numerical representation
- Tags can be used as trigger
- Undefined states are also visible in diagram
- NVTs are supported in all traces ((long-term) trace, (long-term) project trace)

TIA Portal V20

SINAMICS Startdrive & DCC

SIMATIC WinCC Unified – Innovations

- Enhanced compile time and RT performance
- Engineering enhancements (system functions, dynamization overview, control toolbar buttons available via scripting,...)
- Improved Engineering efficiency (Corporate Designer, Graphic handling, library, faceplates, CFL, ...)
- Connectivity (LOGO!, multiplex DB-Name, ..)
- Improvements in options (PaCo, Audit)
- User and role specific start screens
- Redundancy
- Process Orchestration (MTP)



SINAMICS Startdrive & DCC – Innovations

- Export backup file
- Drive parameter compare
- Unit switching
- Support of new drive firmware functions



TIA Cloud Services

- TIA Portal Cloud & TIA Portal Cloud Connector
- TIA Project-Server Cloud



SIMATIC Hardware

- S7-1200 G2
- SIMATIC Controller S7-1500 Standard & F
- Redundant Controller S7-1500 R/H
- SIMATIC ET 200SP Open Controller 3
- SIMATIC S7-1500V
- S7-Web Server
- Safety Integrated



System functions

- Upgrading TIA Portal projects
- PROFINET IRT features
- TIA Portal Documentation
- TIA Portal Openness
- TIA Portal Add-Ins
- Version Control Interface (VCI)
- CAx: AutomationML & Publication Tools
- TIA Portal User Management & Access Control (UMAC)
- TIA Portal Library Workflows
- TIA Portal Usability



SIMATIC AX - Automation Xpansion

- IT-like PLC engineering workflow (without TIA Portal): Textual hardware configuration
- Support of SIMATIC S7-1500V
- Limited Sales release in USA



TIA Portal Options

SIMATIC STEP 7 Safety

SIMATIC Safe Kinematics

TIA Portal Multiuser

SIMATIC Robot Library

OPC UA

SIMATIC S7-PLCSIM / S7-PLCSIM Advanced

SIMATIC Target for Simulink

TIA Portal Test Suite

SIMATIC Visualization Architect (SiVArc)

SIMATIC Modular Automation (MTP)

Central User Management (UMC)

Modular Application Creator

SIMATIC ProDiag / SysDiag

TIA Portal Teamcenter Gateway

TIA Package Manager

TIA Portal Safety Validation Assistant

SIMATIC WinCC – Innovations

- Engineering of Professional, Advanced and Unified on one PC
- WinCC Advanced: no new RT Advanced V20 Version
- WinCC Professional: Support of dynamic SVG, WebUX (deep link, recipe control),...



SIMATIC STEP 7 – Innovations

- Continuous Integration: new LAD export/import format
- Online features for named value data types
- Named value types used by safety blocks and in type libraries



SIMATIC Motion Control – Innovations

- New Hardware S7-1500 T/TF
- New Single Axis Operations / New Synchronous Operations
- Support of second PROFINET IRT interface
- Cross-PLC synchronous operation using PN/PN Coupler
- Kinematics



SINAMICS Startdrive & DCC – Innovations

Highlight overview

New engineering efficiency features

- + Export backup file
- + Trace templates
- + Drive parameter compare
- + Extended signal (BiCo) handling
- + Filter parameters
- + Synchronized parameter / function view
- + Improved topology error diagnosis
- + Openness extensions

Safety Validation Assistant

- Test Safety functions from sensor to actor on TIA Portal project level
- Successor for Safety Activation Test

Highlights Startdrive & DCC V20

New SINAMICS features

- + OPC UA server
- + EPOS extensions
- + Unit switching
- + System Component Trace and Trace at fault

SINAMICS DCC

- + Support of DCC for G220
- + Indexing of publish PINs for G220
- + Up to 250µs cycle time for G220

SINAMICS Startdrive Innovations

Export backup file

Export backup file – new in V20

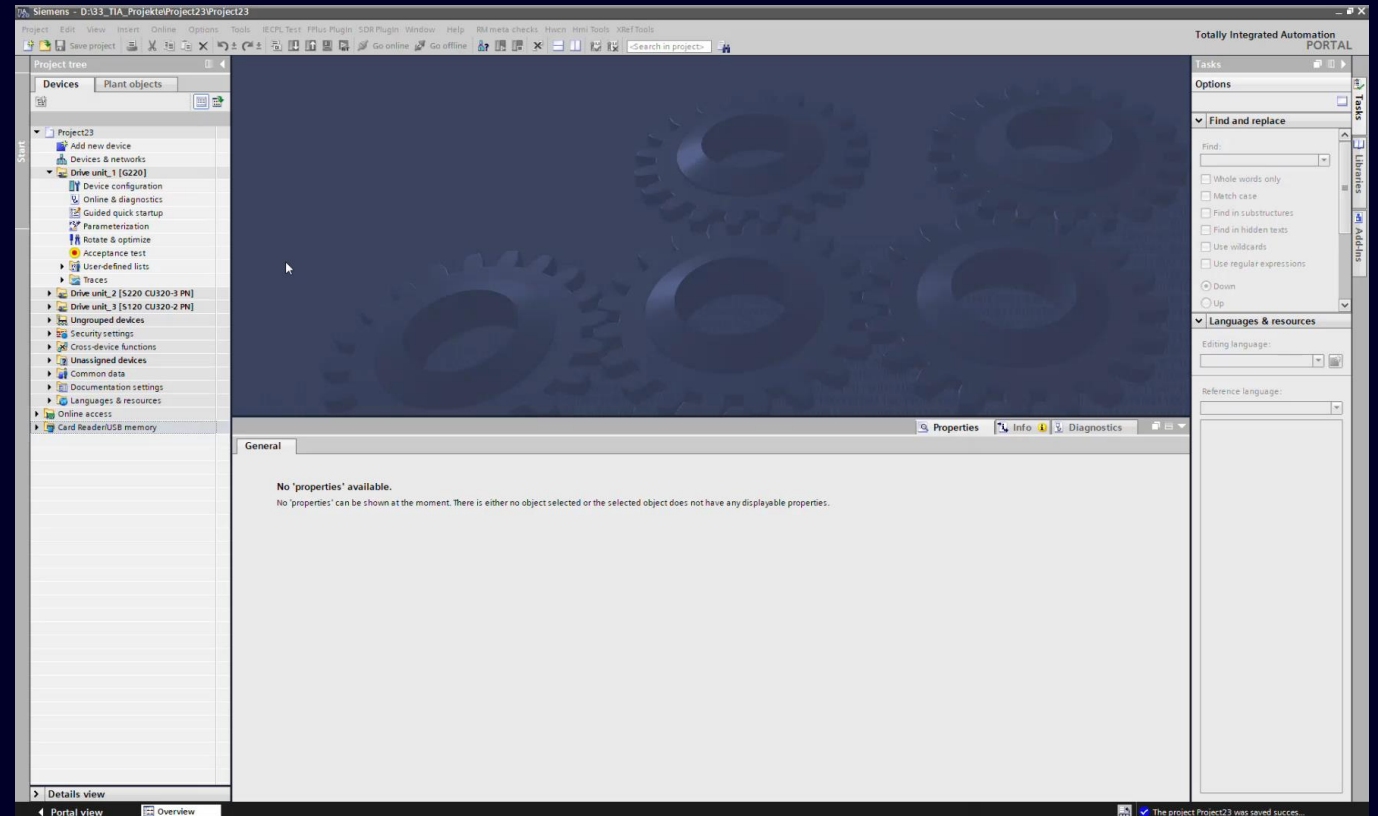
- Available for all drives as of **V6.x**
- Uses **Card Reader** function of TIA Portal
- “download” drive configuration directly to **SD card** or to **local storage** location on your PC for later reuse

Same backup file format – doesn't matter if it was created...

- ✓ via backup function of online drive configuration (Webserver / Startdrive)
- ✓ via export backup function of offline drive configuration (Startdrive)

Can be restored...

- ✓ via Webserver / Startdrive restore function
- ✓ via SD card plugged to the drive



Export backup file functionality is part of the **SINAMICS Startdrive Advanced license**.

SINAMICS Startdrive Innovations

Compare drives

Compare drives – new in V20

- Available for all drives as of V6.x and CU3x0-2 based drives
- Comparison of single axis drives or drive objects of multi axes devices
- “Compare” action creates snapshot of current values
- Compare online or offline configurations
- Filter for equal/unequal and r-/p-/c-parameters
- Change parameter values directly within compare result
- “Update view” for new filters or after parameter was changed by user (e.g. to make it equal)
- Export compare result as .csv file or User-defined list (UDL – with or without values from target or reference object)

The screenshot displays the 'Cross-device comparer' interface. It features two dropdown menus for 'Reference object' (Drive unit_1 - Drive control) and 'Target object' (Drive unit_2 - Drive control), with a 'Compare' button below them. The 'Result' section includes a 'Value filter' with options for Equal, Unequal (selected), and Unknown, and a 'Parameter filter' with options for r - display parameter, p - settings parameter, and c - connectable parameter. Below these are 'Update view' and 'Export result' buttons. A table at the bottom shows the comparison results for parameters p1121[0] and p1135[0].

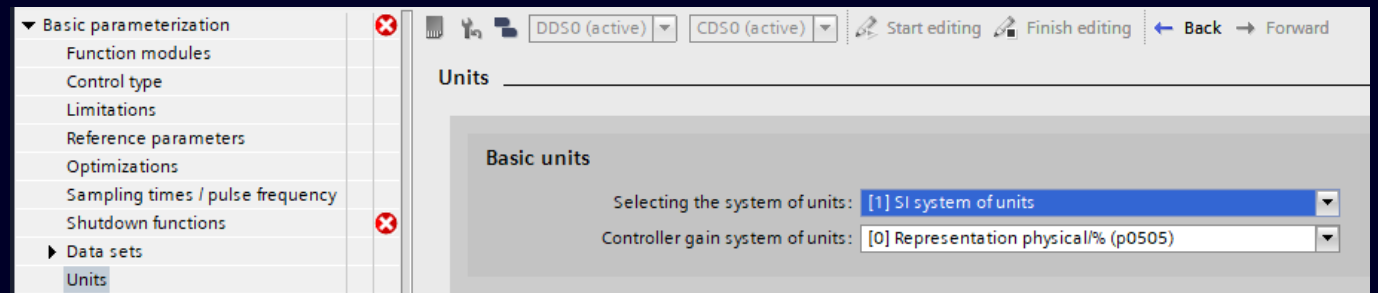
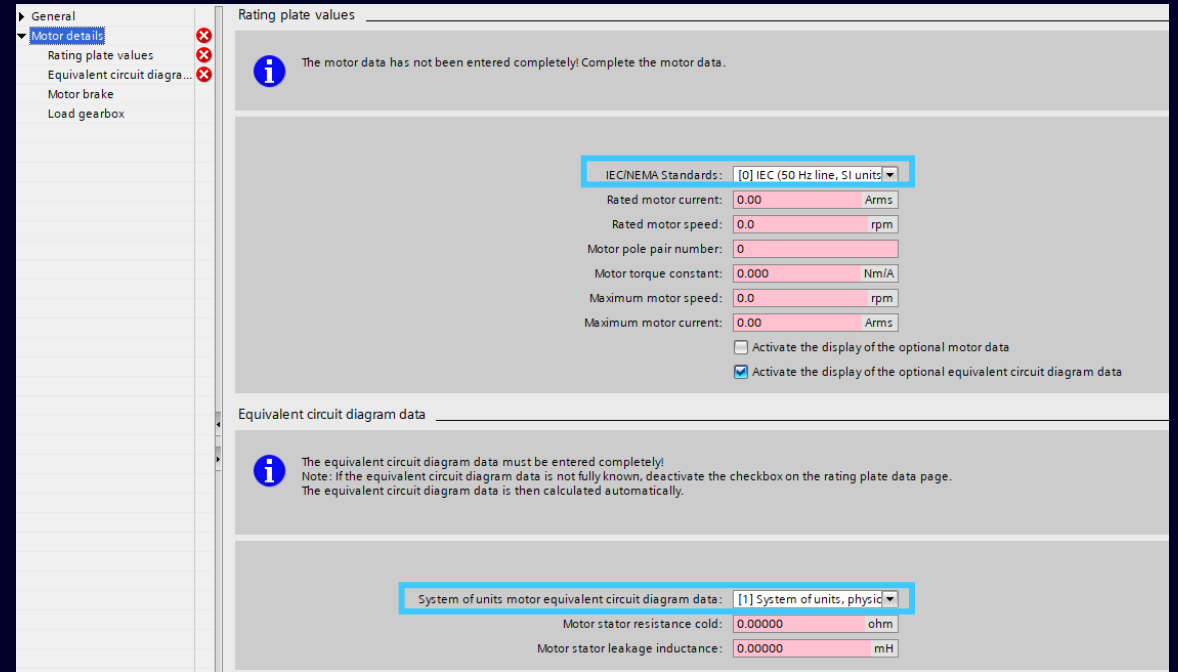
Number	Parameter text	Reference Value	Unit...	Comparison	Target Value	Unit...
> p1121[0]	Ramp-function generator ramp-down time	10.000	s	⦿	2.000	s
> p1135[0]	OFF3 ramp-down time	1.000	s	⦿	3.000	s

SINAMICS Startdrive Innovations

Unit switching

Unit switching SI/US units – new in V20

- Available for
 - ✓ CU3x0-2 based drives
 - ✓ G220



SINAMICS Startdrive Innovations

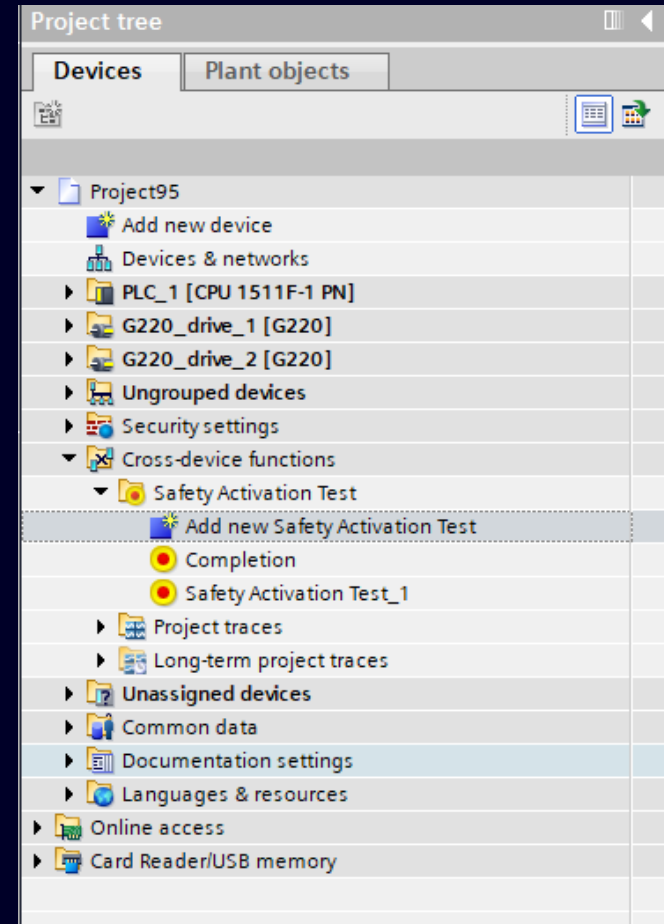
NEW Safety Validation Assistant

Safety Activation Test on project level – NEW in V20

- Safety Activation Test was introduced in V17 to test and document the Safety control chain from sensor through PLC program to actuator. It had to be performed separately for each drive
- **NEW in V20:** Test on **project level**
- Advantage: Only one test case needed to check one Safety function for all devices in the project



Safety Activation Test on project level is available with the newly introduced Engineering license **Safety Validation Assistant**.



SINAMICS DCC Innovations

Support of DCC for G220

SINAMICS Drive Control Chart (DCC) now available for G220 as of V6.4.

- Support of indexed parameters
- Up to 250µs cycle time for G220
- Additional block type available

Note:
For drives as of V6.x there is **no DCC engineering license** needed anymore for programming.
DCC functionality will be licensed as **Runtime licenses** depending on number of blocks and used functionality.

The screenshot displays the Siemens TIA Portal interface. On the left, a project tree shows the 'Parameterization' folder expanded. The main workspace shows a ladder logic diagram with a 'SpeedExtension' block. The block's inputs are 'c21500', 'p21501[0]', 'p21501[1]', and 'p21501[2]'. The output is 'Y'. Below the workspace, the 'Properties' window is open for the 'p21501[2] [I/O parameter]' block. The 'SINAMICS parameter' section is active, showing options to publish the block connector as a parameter (Not published, Setting parameter, Signal parameter). The 'Properties of the parameter' section is also visible, with the following values:

Property	Value
Indexed parameters	<input checked="" type="checkbox"/>
Parameter number	21501 2
Parameter text	Speed extension
Index text	Index text
Min. value	0
Max. value	1.9999
Fixed value	

On the right side of the screenshot, a list of all available blocks is visible, including:

Block Name	Description
ACOS	Arccosine function
ADD	Adder (REAL type)
ADD_D	Adder (double integer type)
ADD_I	Adder (integer type)
ADD_M	Modulo adder for addition in correct axis cycle
ASIN	Arcsine function
ATAN	Arctangent function
AVA	Absolute value generator, with sign evaluation
AVA_D	Absolute value generator (double integer)
AVVOF	Average value generation
COS	Cosine function
DIV	Divider (REAL type)
DIV_D	Divider (double integer type)
DIV_I	Divider (integer type)
LN_E	Natural logarithm function
LOG	Common logarithm function
MAS	Maximum evaluator
MIS	Minimum evaluator
MUL	Multiplier (REAL type)
MUL_D	Multiplier (double integer type)
MUL_I	Multiplier (integer type)
NATCON	Nature constants
PLI20	Polyline, 20 breakpoints
POW	Power function
SII	Inverter
SIN	Sine function
SQR	Square-root function
SUB	Subtractor (REAL type)
SUB_D	Subtractor (double integer type)
SUB_I	Subtractor (integer type)
TAN	Tangent function
Closed-loop co...	Closed-loop control
Conversion	Conversion
Logic	Logic
System	System
Technology	Technology

TIA Portal V20

TIA Cloud Services

SIMATIC WinCC Unified – Innovations

- Enhanced compile time and RT performance
- Engineering enhancements (system functions, dynamization overview, control toolbar buttons available via scripting,...)
- Improved Engineering efficiency (Corporate Designer, Graphic handling, library, faceplates, CFL, ...)
- Connectivity (LOGO!, multiplex DB-Name, ..)
- Improvements in options (PaCo, Audit)
- User and role specific start screens
- Redundancy
- Process Orchestration (MTP)



SINAMICS Startdrive & DCC – Innovations

- Export backup file
- Drive parameter compare
- Unit switching
- Support of new drive firmware functions



TIA Cloud Services

- TIA Portal Cloud & TIA Portal Cloud Connector
- TIA Project-Server Cloud



SIMATIC WinCC – Innovations

- Engineering of Professional, Advanced and Unified on one PC
- WinCC Advanced: no new RT Advanced V20 Version
- WinCC Professional: Support of dynamic SVG, WebUX (deep link, recipe control),...



SIMATIC Hardware

- S7-1200 G2
- SIMATIC Controller S7-1500 Standard & F
- Redundant Controller S7-1500 R/H
- SIMATIC ET 200SP Open Controller 3
- SIMATIC S7-1500V
- S7-Web Server
- Safety Integrated



SIMATIC STEP 7 – Innovations

- Continuous Integration: new LAD export/import format
- Online features for named value data types
- Named value types used by safety blocks and in type libraries



System functions

- Upgrading TIA Portal projects
- PROFINET IRT features
- TIA Portal Documentation
- TIA Portal Openness
- TIA Portal Add-Ins
- Version Control Interface (VCI)
- CAx: AutomationML & Publication Tools
- TIA Portal User Management & Access Control (UMAC)
- TIA Portal Library Workflows
- TIA Portal Usability



SIMATIC Motion Control – Innovations

- New Hardware S7-1500 T/TF
- New Single Axis Operations / New Synchronous Operations
- Support of second PROFINET IRT interface
- Cross-PLC synchronous operation using PN/PN Coupler
- Kinematics



SIMATIC AX - Automation Xpansion

- IT-like PLC engineering workflow (without TIA Portal): Textual hardware configuration
- Support of SIMATIC S7-1500V
- Limited Sales release in USA



TIA Portal Options

SIMATIC STEP 7 Safety

SIMATIC Safe Kinematics

TIA Portal Multiuser

SIMATIC Robot Library

OPC UA

SIMATIC S7-PLCSIM / S7-PLCSIM Advanced

SIMATIC Target for Simulink

TIA Portal Test Suite

SIMATIC Visualization Architect (SiVArc)

SIMATIC Modular Automation (MTP)

Central User Management (UMC)

Modular Application Creator

SIMATIC ProDiag / SysDiag

TIA Portal Teamcenter Gateway

TIA Package Manager

TIA Portal Safety Validation Assistant

TIA Portal Cloud V5.0

Package

STEP 7 Professional

WinCC BCA / Unified

STEP 7 Safety

PLCSIM Advanced

StartDrive Advanced

SiVArc

SINUMERIK STEP 7 Toolbox

SINAMICS DCC

SINETPLAN

Test Suite

Energy Suite

SIMIT Demo

SIMATIC SCADA Export



License models

Trial – 21 days

- 21 days limited use

Subscription **pay per use**

- pay only for session time

Subscription **monthly**

- fixed price, unlimited access

Subscription **annually**

- fixed price, unlimited access
- including SITRAIN access learning membership

Certificate for **365 days**

- get activation code for user assignment
- full access for 365 days, no auto-renewal

New: Certificate for **100 hours**

- get activation code for user assignment
- full access with 100 hours of usage credit

TIA Portal Cloud is an efficient SaaS offering, that enables you to work anywhere at any time!

What is new?

TIA Portal Cloud V5.0 (12/2024)

- Integration of TIA Portal V20
- Keep TIA Portal V15.1 and V16 as legacy versions

TIA Portal Cloud V4.6 (08/2024)

- Extended hibernation support for your instances

TIA Portal Cloud V4.3 (05/2024)

- Improved WebUI with uniform navigation, clear selection and efficient use
- Basic hibernation support

TIA Portal Cloud V4.2 (03/2024)

- Support of TIA Project-Server Cloud

TIA Portal Cloud V4.1 (01/2024)

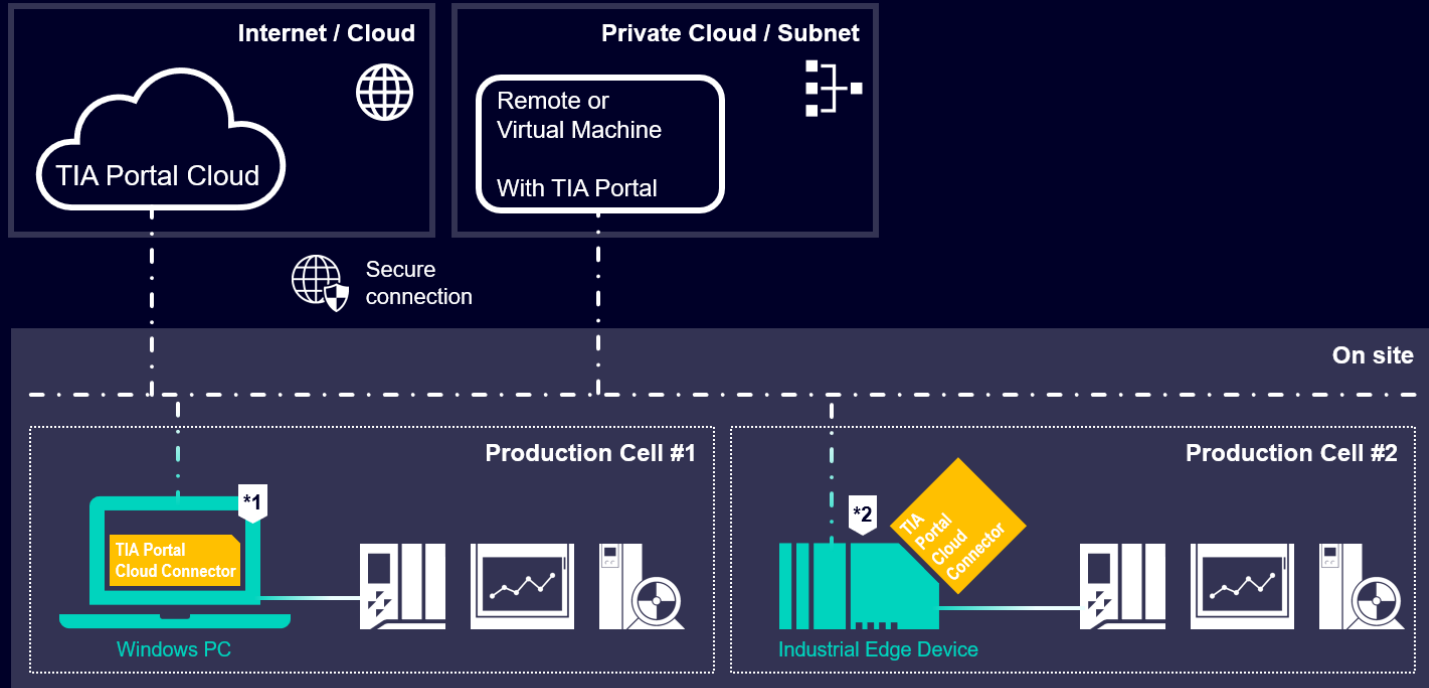
- Authentication via Siemens ID
- Updated instance toolbar design

More information about TIA Portal Cloud is available at Industry Support page ID [109794456](#).

TIA Cloud Services

TIA Portal Cloud Connector

TIA Portal Cloud Connector V2.0



*1 No license needed when use with TIA Portal Cloud

*2 Edge App for use with TIA Portal Cloud only

The TIA Portal Cloud Connector enables full access to SIMATIC hardware, if the TIA Portal is located in a different subnet or in a cloud environment.

Features

- ❖ Access to all online functionalities
- ❖ High-performant download to devices
- ❖ Secure connection via https
- ❖ Easy integration as Industrial Edge App
- ❖ Integrated access management for TIA Portal Cloud users

More information and the setup of the latest version are available at Industry Support page ID [109780755](#).

TIA Cloud Services

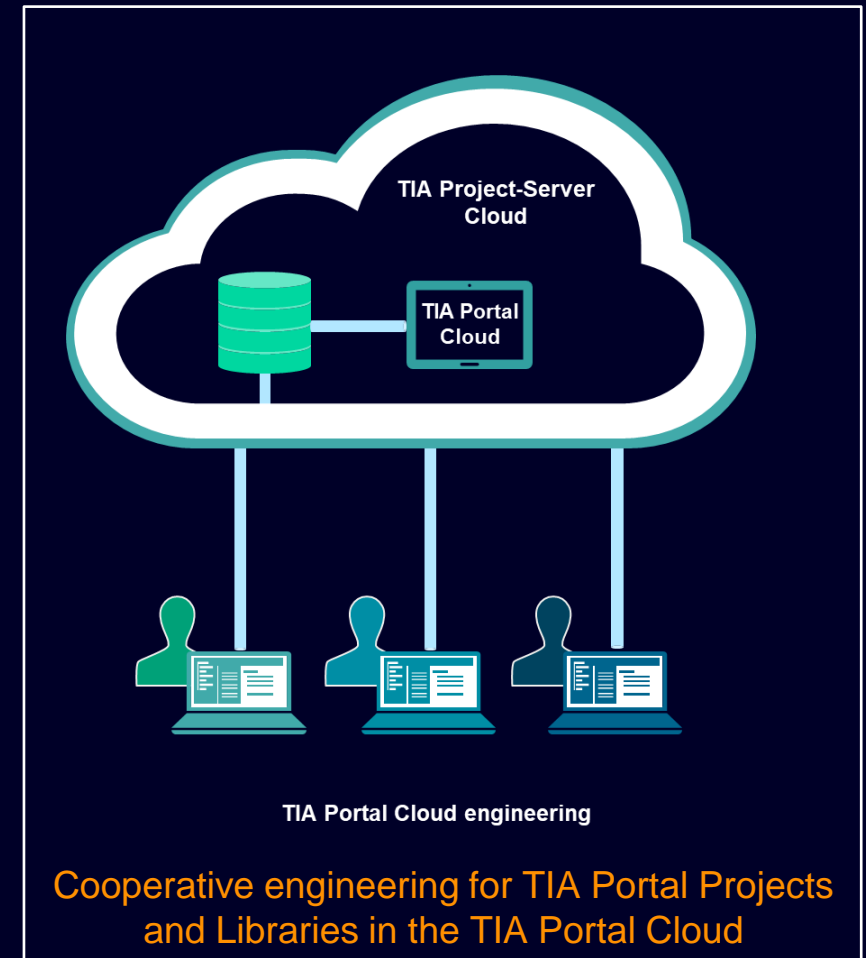
TIA Project-Server Cloud

*Make your TIA Portal projects available in the cloud.
Enables efficient team engineering of projects with the TIA Portal or
TIA Portal Cloud - anywhere, anytime.*

With the **TIA Project-Server Cloud** you have access to your TIA Portal projects and libraries from different locations for collaborative work across company boundaries.

Benefit

- Project storage and user management provided by the TIA Project-Server in the Industry Premium Portal.
- Direct access to data storage from the TIA Portal, no time-consuming sending of data or coordination of changes.
- Access from TIA Portal engineering stations as well as from the TIA Portal Cloud.
- Dedicated resources for performance and data security.
- Easy integration of suppliers, without opening the own IT structures.
- Management of the Server and the TIA Portal projects via a comfortable web interface.



For more information on TIA Project-Server Cloud, please follow the link: [TIA Project-Server Cloud](#)

TIA Cloud Services

Added values from TIA Project-Server Cloud

Use Case: Work together effortlessly, regardless of company boundaries.

Availability

Available from everywhere at any time

- use with on-premise TIA Portal and TIA Portal cloud
- Stable accessibility of the colocation center
- High giga bit network bandwidth

Reliability

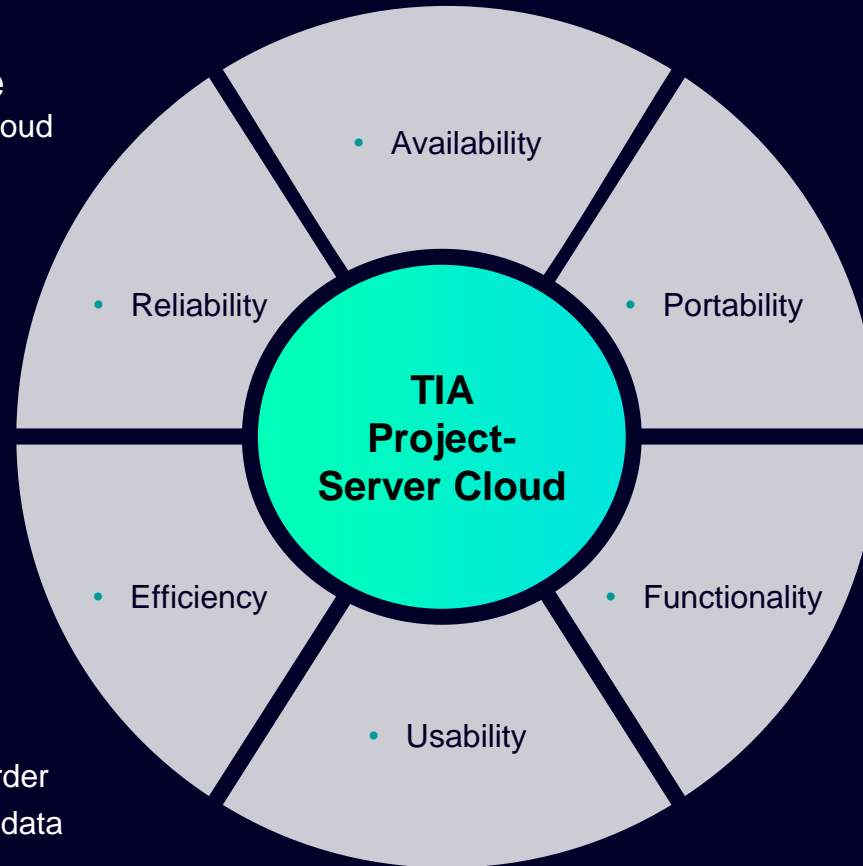
Guaranteed service level

- Average annual availability of at least 99.9%
- 24/7 monitoring service

Efficiency

Secure and fast environment

- Dedicated server with own resources for each order
- High level of data security with full control of the data



Portability

Zero IT effort and easy entry

- no installation, maintenance or update effort
- no hardware, no Windows server license needed

Functionality

Managed service

- Server fully managed by Siemens
- No shared virtual machines, each user gets their own virtual machine.
- Virtual machines with the latest security patches ensures that system software and server services function properly

Usability

User experience

- Simple administration via Web GUI
- Same known experience for the users from TIA Portal point of view with seamless integration

TIA Project-Server Cloud

How to get access

Different offerings for different demands



10-hours certificate

Non-self-extended 10-hours credit with 100 GB project memory. Interruptible can be combined into one credit period term (e.g. 4x10h = 40h).

→ As Certificate of License via Industry Mall: [6ES7804-0PP01-3YA8](#) (in preparation)



31-days certificate

Non-self-extended 31-day certificate with 100GB project memory.

→ As Certificate of License via Industry Mall: [6ES7804-0PP01-2YA8](#) (in preparation)



365-day certificate

365-day certificate with 250GB project Memory. No auto-renewal.

→ As Certificate of Contract via Industry Mall: [6ES7804-0PP01-1YA8](#)



Monthly subscription

Self-renewing monthly subscription with unlimited access and 100GB project storage.

→ As Certificate of License via Industry Mall: [6ES7804-0PP01-2YA0](#)



Annual subscription

Self-renewing annual subscription with unlimited access and 250GB project storage.

→ As Certificate of Contract via Industry Mall: [6ES7804-0PP01-1YA0](#)

TIA Portal V20

SIMATIC Hardware

SIMATIC WinCC Unified – Innovations

- Enhanced compile time and RT performance
- Engineering enhancements (system functions, dynamization overview, control toolbar buttons available via scripting,...)
- Improved Engineering efficiency (Corporate Designer, Graphic handling, library, faceplates, CFL, ...)
- Connectivity (LOGO!, multiplex DB-Name, ..)
- Improvements in options (PaCo, Audit)
- User and role specific start screens
- Redundancy
- Process Orchestration (MTP)



SINAMICS Startdrive & DCC – Innovations

- Export backup file
- Drive parameter compare
- Unit switching
- Support of new drive firmware functions



TIA Cloud Services

- TIA Portal Cloud & TIA Portal Cloud Connector
- TIA Project-Server Cloud



SIMATIC Hardware

- S7-1200 G2
- SIMATIC Controller S7-1500 Standard & F
- Redundant Controller S7-1500 R/H
- SIMATIC ET 200SP Open Controller 3
- SIMATIC S7-1500V
- S7-Web Server
- Safety Integrated



System functions

- Upgrading TIA Portal projects
- PROFINET IRT features
- TIA Portal Documentation
- TIA Portal Openness
- TIA Portal Add-Ins
- Version Control Interface (VCI)
- CAx: AutomationML & Publication Tools
- TIA Portal User Management & Access Control (UMAC)
- TIA Portal Library Workflows
- TIA Portal Usability



SIMATIC AX - Automation Xpansion

- IT-like PLC engineering workflow (without TIA Portal): Textual hardware configuration
- Support of SIMATIC S7-1500V
- Limited Sales release in USA



TIA Portal Options

SIMATIC STEP 7 Safety

SIMATIC Safe Kinematics

TIA Portal Multiuser

SIMATIC Robot Library

OPC UA

SIMATIC S7-PLCSIM / S7-PLCSIM Advanced

SIMATIC Target for Simulink

TIA Portal Test Suite

SIMATIC Visualization Architect (SiVArc)

SIMATIC Modular Automation (MTP)



Central User Management (UMC)

Modular Application Creator

SIMATIC ProDiag / SysDiag

TIA Portal Teamcenter Gateway

TIA Package Manager




TIA Portal Safety Validation Assistant



S7-1200 G2

S7-1200 G2

Overview



Seamless Scalability

- Cost-optimized standard and fail-safe hardware portfolio
- HW: ~25% space reduction
- Fail-safe integrated
- Memory expansion

Flexible Machine Safety

- Integrated in the complete range
- Improved F-IO Portfolio with F-SBs and mixed I/O modules
- Integrated in STEP 7 Basic

Increased Performance

- PROFINET: 31 devices with IRT
- 8 High-Speed-Counter
- Near Field Communication (NFC) and App

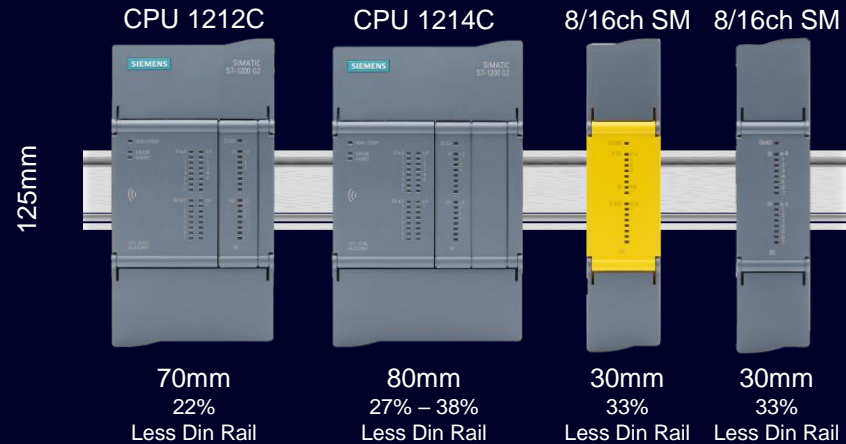
Efficient Motion Control

- Kinematics, Multi Axis Control, and Single Axis Control

i Scalable, powerful portfolio for the basic automation segment

S7-1200 G2 Overview

New HW design



Increased performance and seamless scalability

- Enhanced processing power, dedicated communication performance and more memory
- Up to 31 PROFINET devices and synchronized program execution with PROFINET IRT
- Near Field Communication (NFC) for commissioning and diagnostics support
- Optimized scalable hardware portfolio and seamless scalability across all SIMATIC controllers

Flexible Machine Safety

- Fail-safe integrated in the complete range (PROFIsafe communication, I/Os)
- Improved F-I/O portfolio (fail-safe signal boards, fail-safe signal modules with mixed I/Os)
- Fail-safe & Motion Engineering integrated in TIA Portal Basic

Efficient motion control

- Kinematics
- Multi Axis control
- Single Axis control



Expansion

	EM	RAM Data	RAM Program
CPU 1212C	6 in total therein 3 CM/CP	500 k	150 k
CPU 1212FC		500 k	200 k
CPU 1214C	10 in total	750 k	250 k
CPU 1214FC	therein 3 CM/CP	750 k	300 k

Fail-safe SIMATIC S7-1200 (G2): No more separate Safety license from V20 onwards

STEP 7 Safety Basic will be discontinued from V20 onwards

Until TIA Portal V19

Hardware:

S7-1200 F-CPU/F-DI/F-DQ

Software:

- STEP 7 V19 Basic (or Advanced)
- STEP 7 V19 Safety Basic



Starting with TIA Portal V20

Hardware:

S7-1200 (G2) F-CPU/F-DI/F-DQ

Software:

STEP 7 V20 Basic (or Advanced)



SIMATIC S7-1200



SIMATIC S7-1200 G2



Scalable automation solutions

Scalable portfolio for standard and machine safety functions.



Seamless system integration

Seamlessly integrated in STEP 7 without need for separate license.



Reduce license costs


- Reduce entry costs
- Especially customers requiring just few F-PLCs

Hints

- V18/V19 Safety Basic licenses will still be available
- Future S7-1200 (G2) Hardware will use similar principles
- SUS contracts for Safety Basic will be discontinued end of 2024

S7-1200 G2



Design and Handling



Memory Card access, 2xPN Ports and improved signal board concept (up to two SBs).



Removable high(er) density terminal blocks with push-in wiring for ease of use → non-contact pre-wiring position.



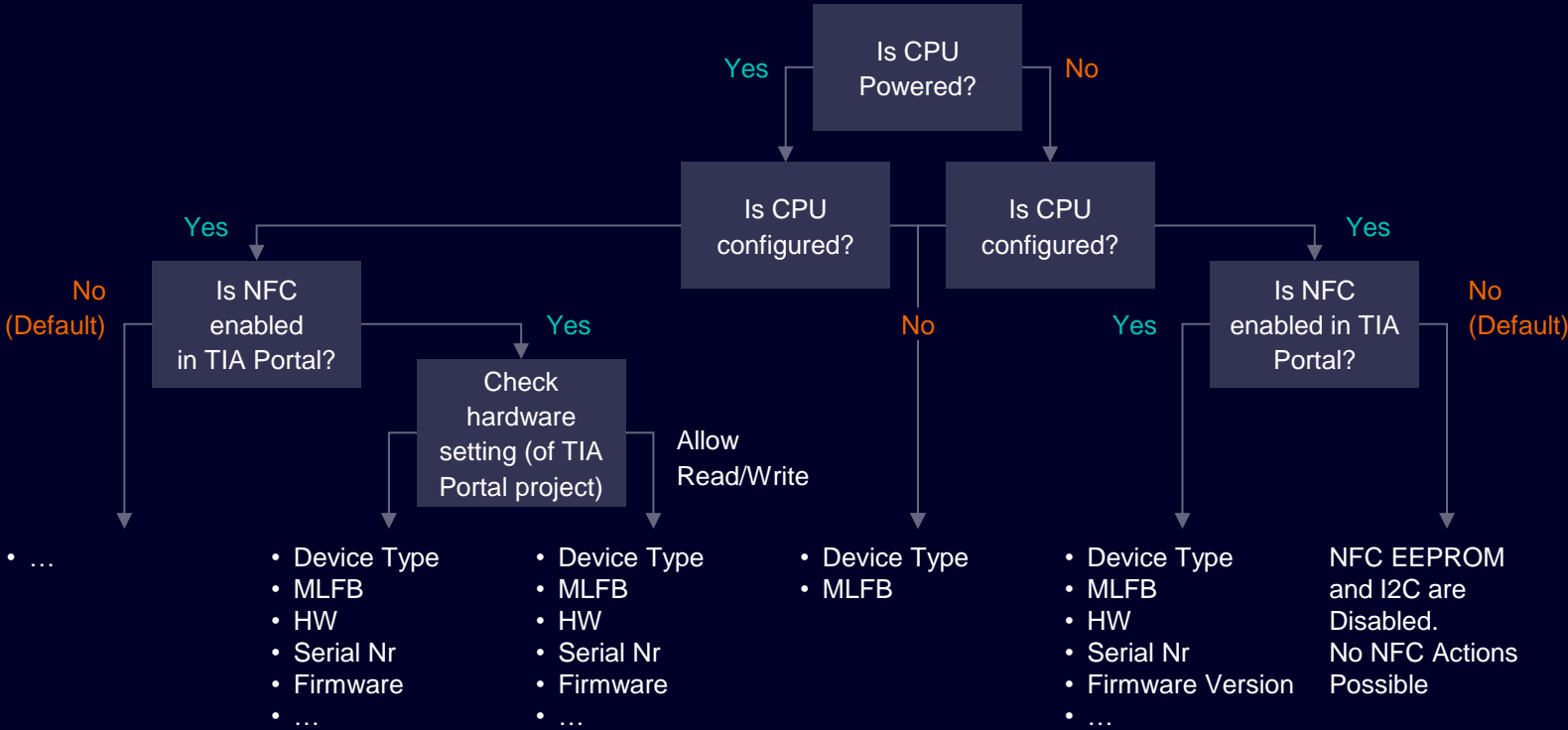
DIN rail footprint reduced by ~ 25%. Single, reliable bus connection system for both SMs and CMs.

S7-1200 G2 NFC function



Near Field Communication (NFC)

- Gather Information without having to power the Device
- Read/Write Application and Diagnostic Data (based on configuration)



SIMATIC Controller S7-1500 standard & F

SIMATIC S7-1500 1517(F)/1518(F) CPUs

New Hardware, Performance & Memory with FW V4.0 and TIA Portal V20

Program Memory (Mbyte)

- 100% more program memory



Data Memory (Mbyte)

- 150% more data memory for 1518 CPU
- 500% more data memory for 1517 CPU



Security Integrated

- Secure boot
- User management and access control
- Recording Security events (Syslog)
- Protection functions
- Secure communication
- Certificate management



Program Performance

- More than 200% performance increase



Communication Performance

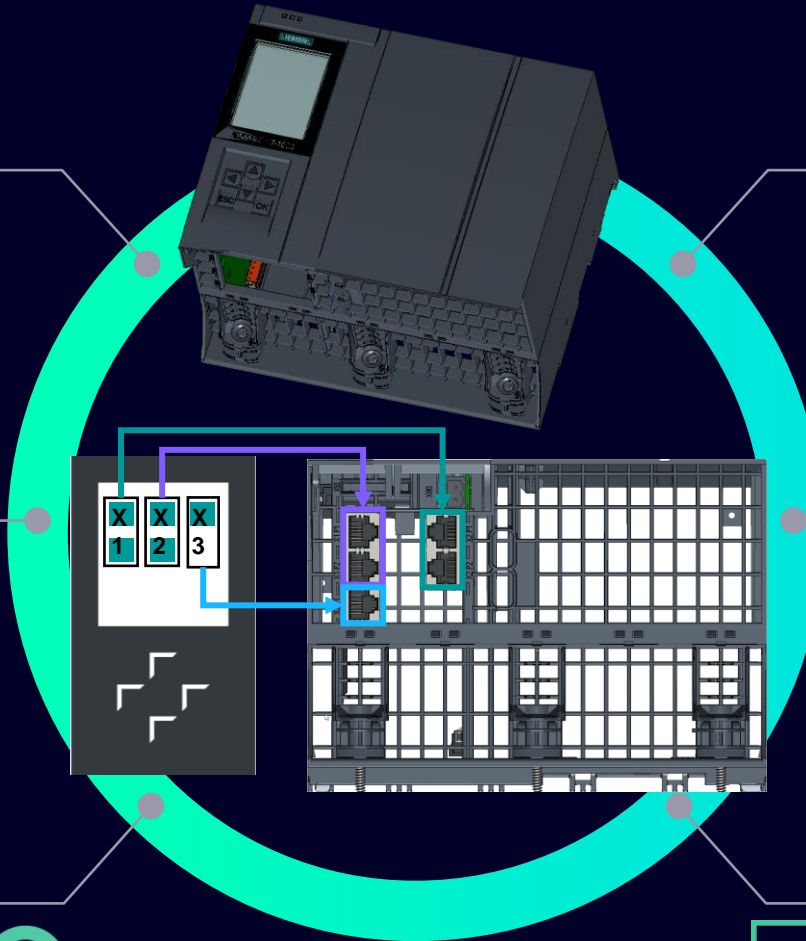
- Up to 200% higher communication performance



Interfaces

- Two PROFINET IRT Interfaces (X1 & X2), each with two RJ45 Ports *
- 512 RT or 64 IRT IO-Devices or 256 IRT IO-Devices with DFP via each interface *
- G-Bit Interface (X3) for both CPUs

*except H and HF CPUs



SIMATIC Hardware

New Hardware for S7-1500 1517(F)/1518(F) CPUs

New mechanical design

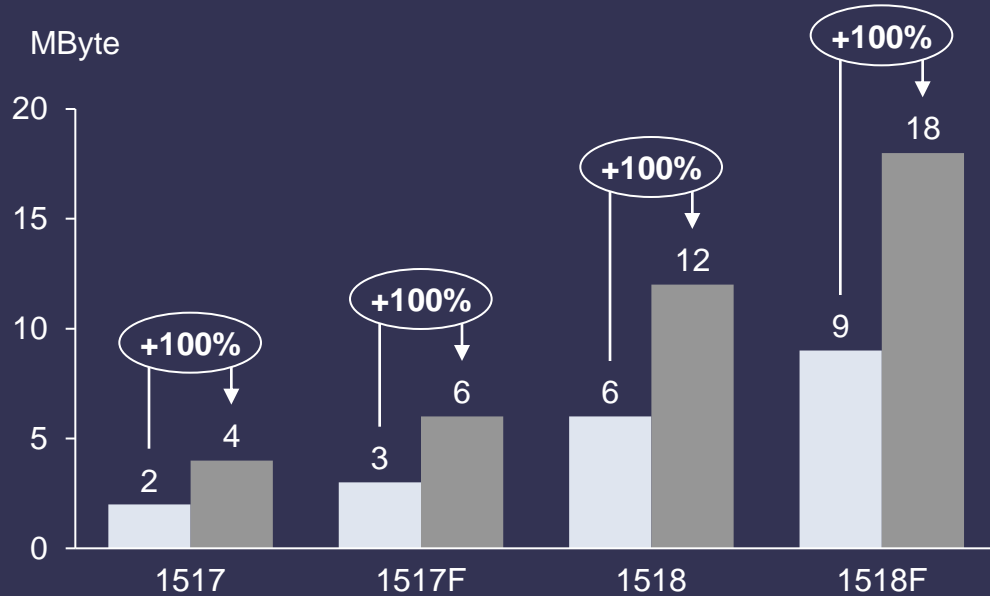
- The display is now integrated into the CPU like in the new 1515/1516 CPUs
- Installation dimensions remain identical
- RUN/STOP switch is replaced with RUN/STOP buttons
 - No more "cancelling" of the RUN/STOP switch
 - "STOP ACTIVE" indicates that the CPU was switched to STOP via the STOP button
 - Memory reset/Reset operation: Identical as before
- Display can now be read – even when the cover is open
- Mechanical manipulation protection is retained
- New Display implementation
 - No separate Display FW needed



SIMATIC Hardware

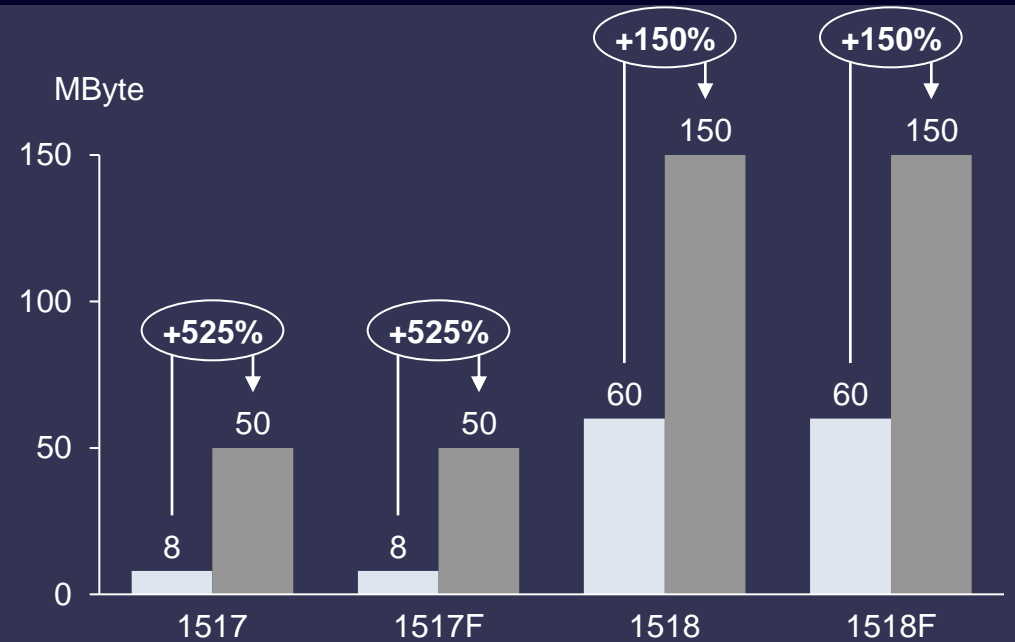
New Hardware for S7-1500 1517(F)/1518(F) CPUs

+100% more program- and data memory



Program memory

- more resources for future customer application extensions**



Data memory

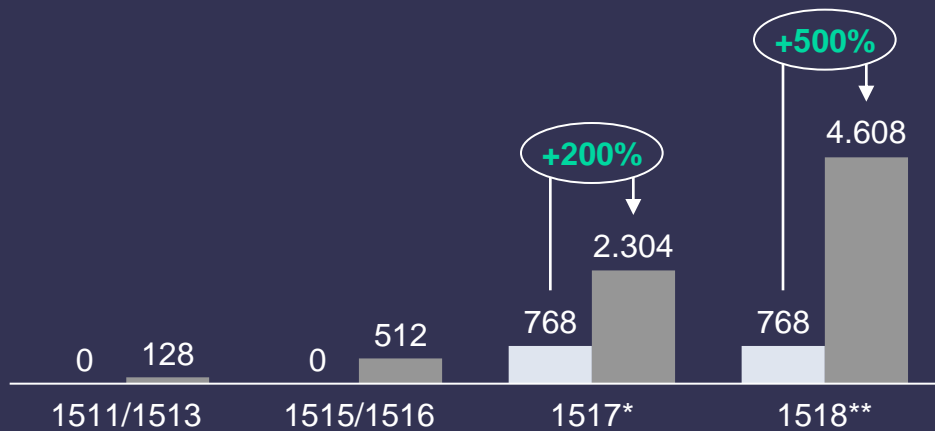
■ FW V3.1 (current article no.) ■ FW V4.0 (new article no.)

SIMATIC Hardware

New Hardware for S7-1500 1517(F)/1518(F) CPUs

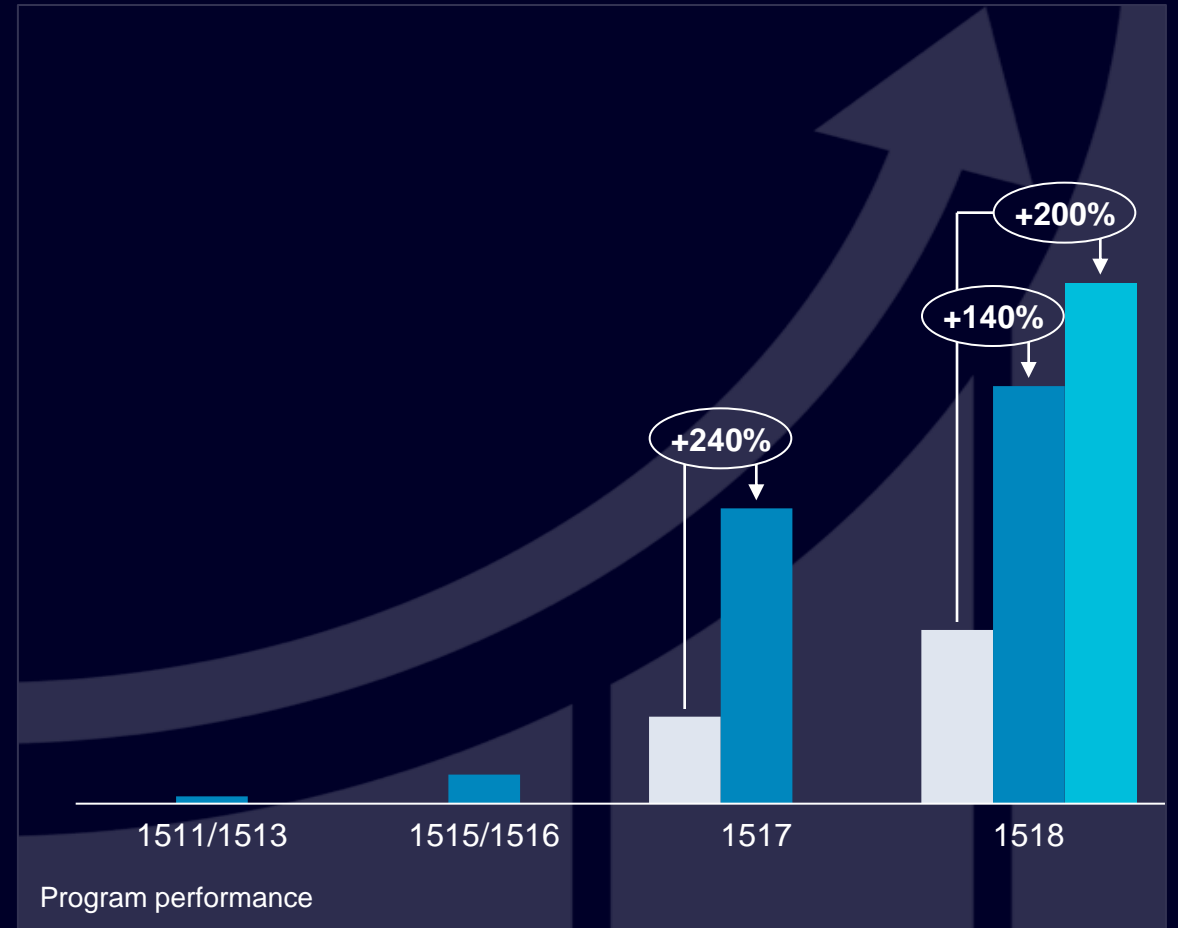
- Program performance increase up to **+200%**
- Easier controller selection
- More customer use cases can be realized

- Retain Memory increase



Retain memory in kByte

* 50 MB with PS 60W 24/48/60V DC HF
** 100 MB with PS 60W 24/48/60V DC HF
*** measured values



■ FW V3.1 (current article no.) ■ Boost Mode (<=50°C)
■ FW V4.0 (new article no.) ***

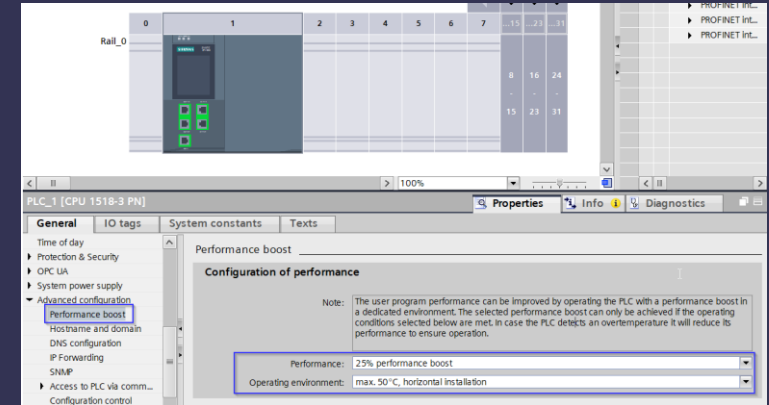
SIMATIC Hardware

Additional performance boost for 1518(F, T, TF)-3 PN CPU

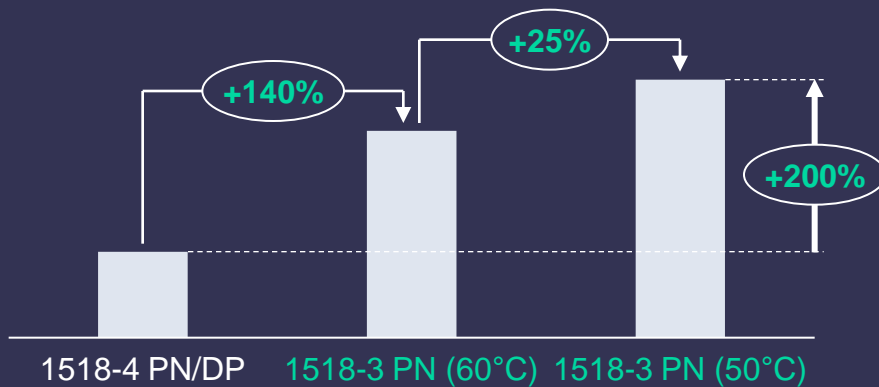
Performance boost

- 25% additional performance increase
- At $\leq 50^{\circ}\text{C}$ ambient temperature
- Configurable in TIA Portal
- Horizontal mounting only

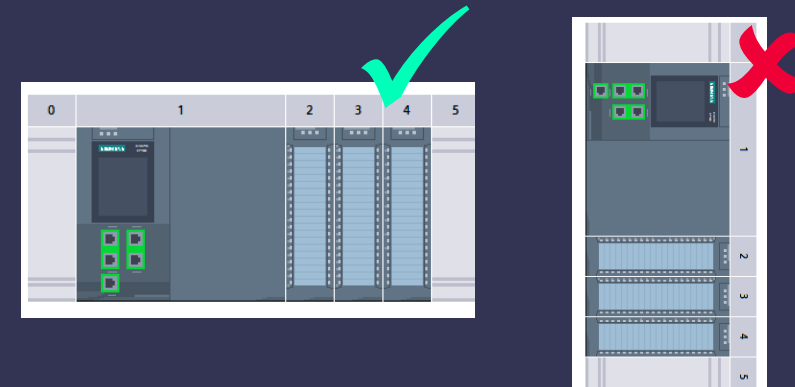
Configuration in HW Config



User Program performance



Mounting



SIMATIC Hardware

Communication performance of the new 1517(F)/1518(F) CPUs

S7 & (secure) OUC communication performance

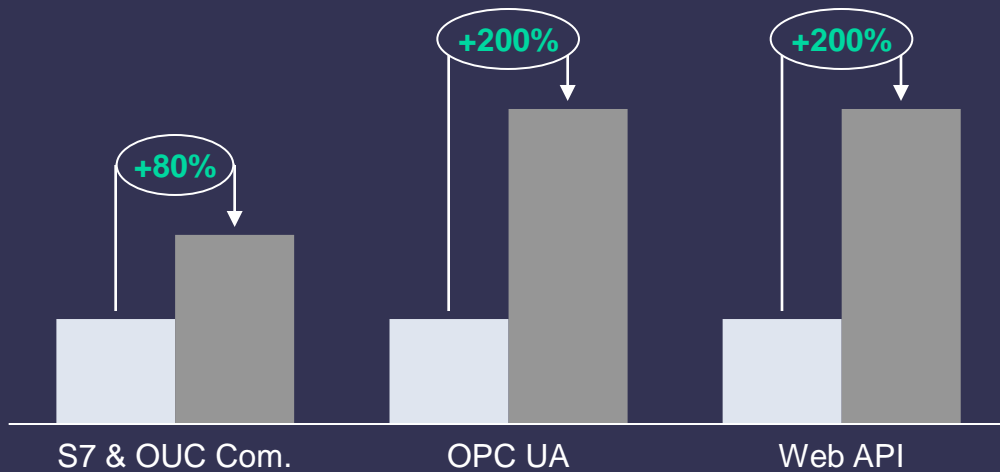
- up to **+80%** performance increase

OPC UA

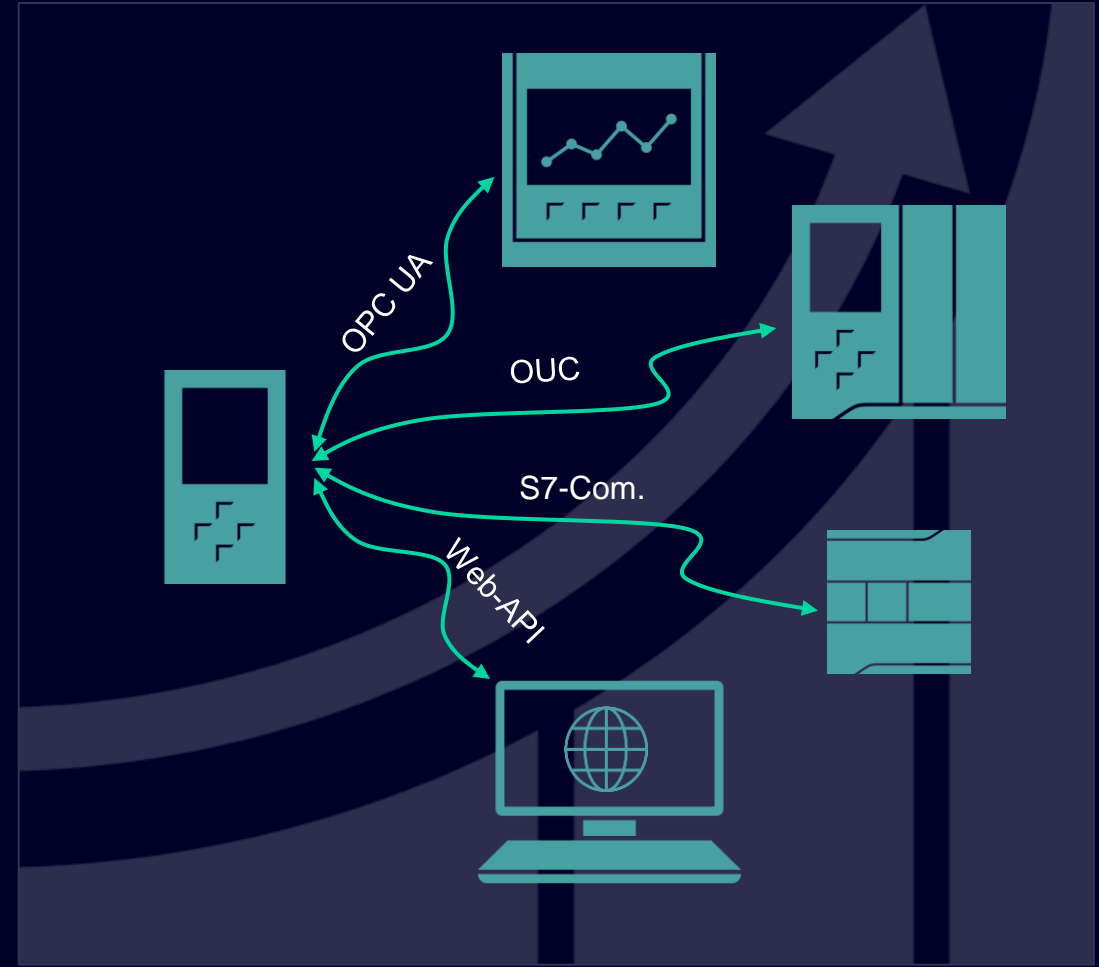
- Up to **+200%** performance increase

Web-API (Read/Write)

- Up to **+200%** performance increase

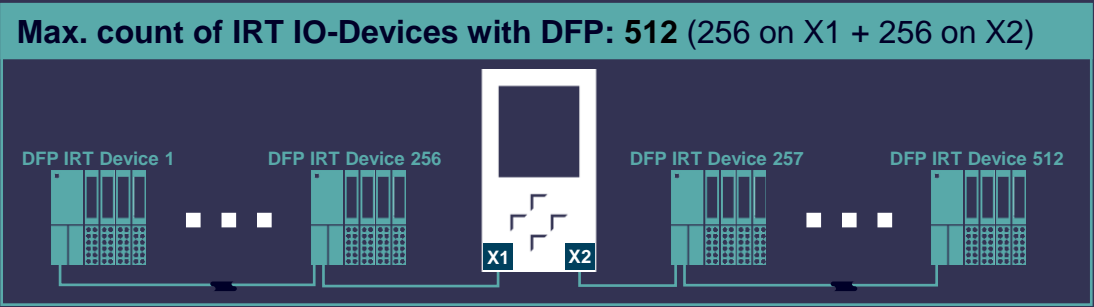
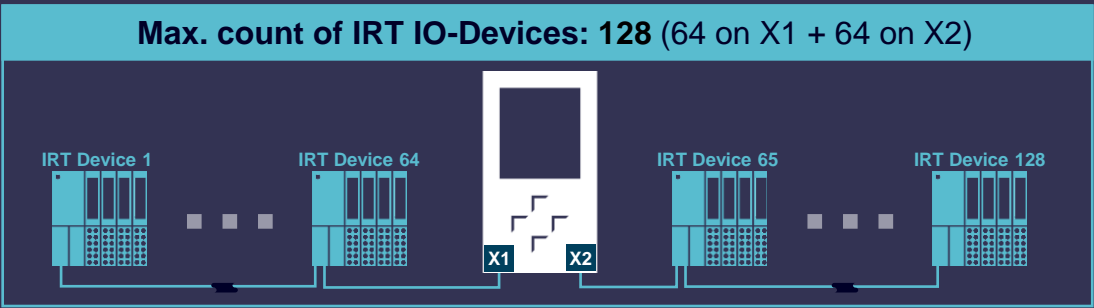
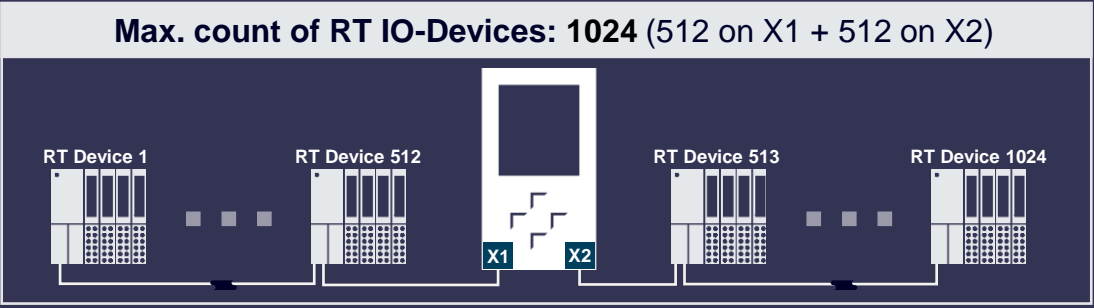
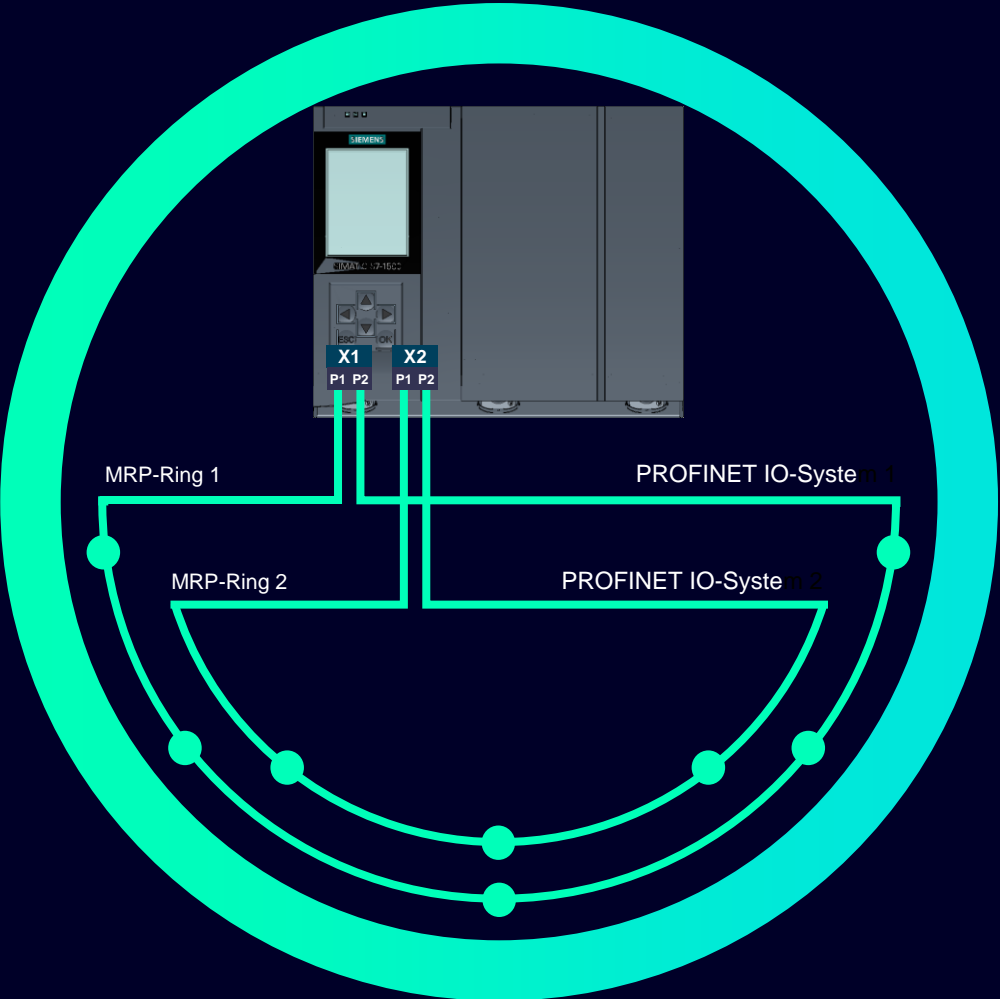


■ FW V3.0 (current article no.) ■ FW V4.0 (new article no.)



SIMATIC Hardware

Usable IO-Devices with the new 1517(F)/1518(F)



SIMATIC Hardware

Increase of quantity structure

Max. number of blocks (DB+OB+FC+FB)

- CPU 1517 from 12.000 → 20.000
- CPU 1518 from 20.000 → 40.000

- Better modularization of customer projects
- Efficient use of increased program memory

Max alarming instances loadable in RUN

- CPU 1517/1518 from 10.000 to 20.000

- Higher number of alarms can be configured and loaded in RUN of the CPU

Size of the Textlist Container (Mbyte)

- CPU 1517/1518 from 7,5 (10*) to 50

- Higher amount of alarm messages in three languages can be loaded in the CPU

Number of available Motion Control resources for technology objects

- CPU 1517 from 10.240 → 20.480
- CPU 1518 from 10.240 → 30.720

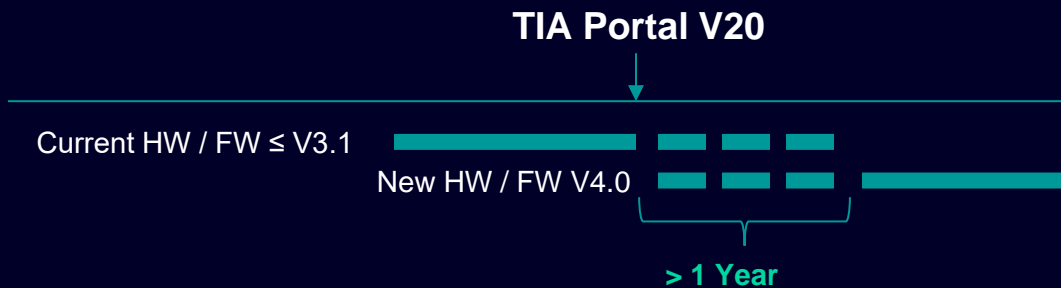
- More axes can be controlled by the CPU with high performance
- More complex motion applications can be realized

* With FW V3.1

SIMATIC Hardware

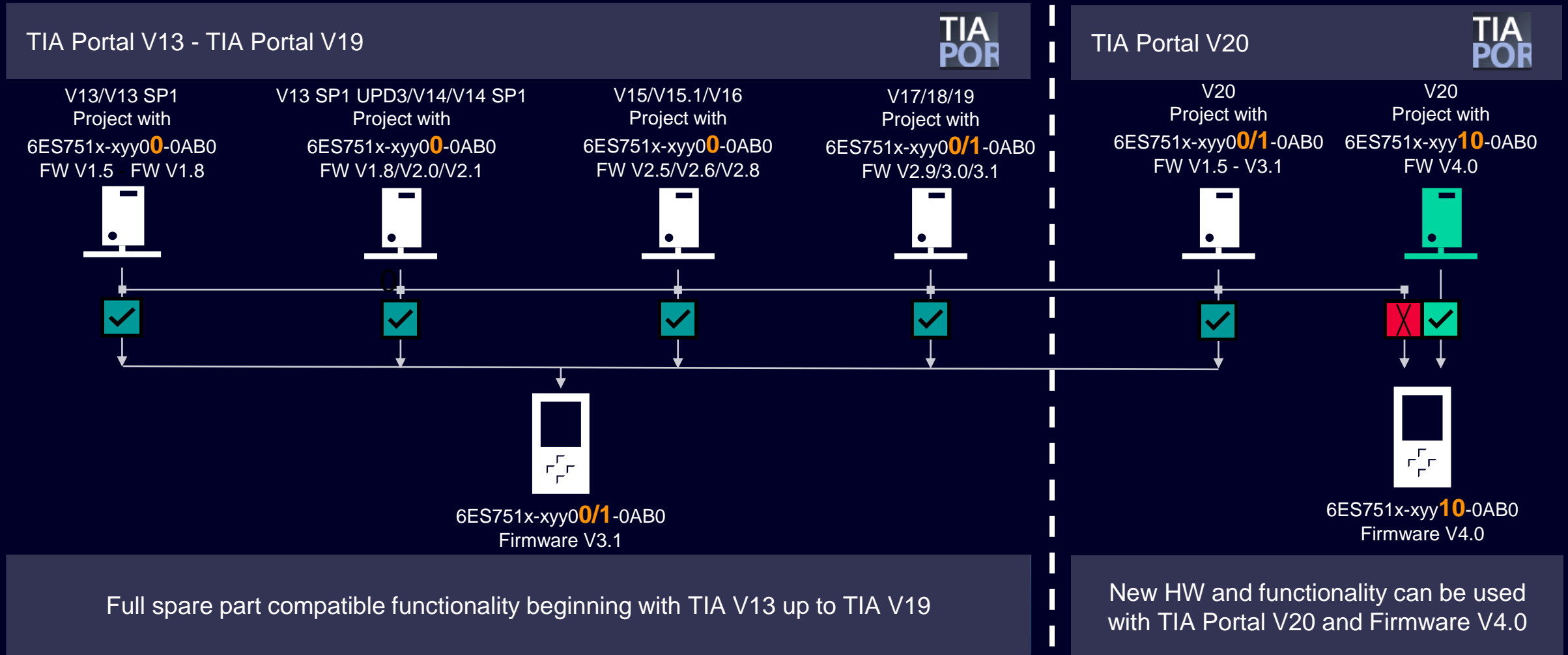
Compatibility of CPU 1517(F)/1518(F) with new HW

- FW V4.0 only for new article numbers
- No PROFIBUS Interface on board, additional PROFINET Interfaces (Second RJ45 port for X2 and G-Bit X3) → No spare part compatibility
- To connect PROFIBUS devices a CM 1542-5 or CP 1542-5 can be used
- **Fully functional compatible** (except PROFIBUS DP). Step7 project can be used in the new CPU after “change device” in HW config.
- **Parallel delivery** of the old and new HW for more as 1 Year:



SIMATIC Hardware

Spare parts compatibility S7-1500 ($\geq 1517(F)$) – FW 4.0 with older TIA Portal versions

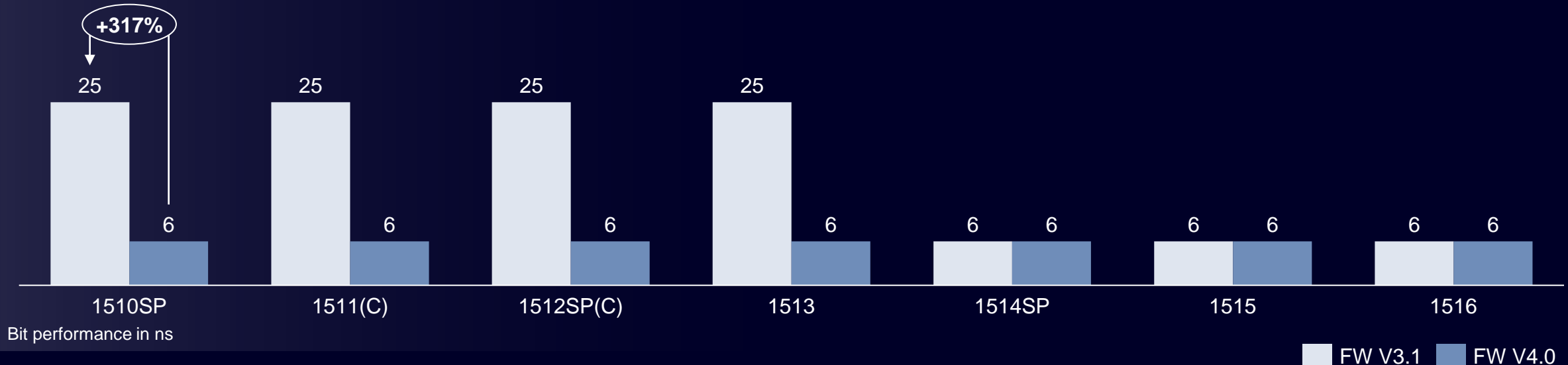


SIMATIC Hardware

S7-1500 1510SP(F) – 1513(F) CPUs – Performance increase with FW V4.0

- TIA V18 and new HW for S7-1500 CPUs \leq 1516: Increase of the performance with simultaneous reduction of performance levels from 6 to 2
- TIA V20 and new FW V4.0 : performance increase for S7-1500 CPUs \leq 1513
 - No new Article number (MLFB)!
 - Performance increase after FW update to V4.0

- One Performance – Level for all S7-1500 CPUs \leq 1516
- Positioning via memory, interfaces, quantity structure ...

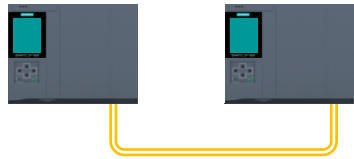


Redundant Controller S7-1500R/H

Redundant Controller S7-1500R/H


What's new with Firmware Version 4.0

Hardware Update for H-CPU



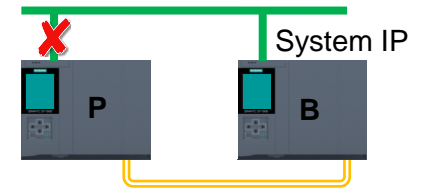
Increased Performance / More Memory /
Additional Interface for CPU 1517H / Integrated
Display

Scalable availability



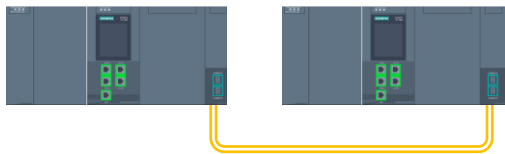
Single Mode for R-CPU for easy upgrade from
a Single- to a Redundant System

Avoid communication loss



Move System-IP address to Backup PLC in case
of network interrupt to Primary Controller

Extended retentive data



Support of HF System Power Supply allows
extension of retentive memory of R/H CPUs

Additional standard features



Missing features of standard CPUs can now also
be used on R/H controller:


- Profiling
- Additional System Functions
- Extension of Web-API



SIMATIC ET 200SP

Open Controller 3

The new SIMATIC ET 200SP Open Controller 3 (OC3) - the new features at a glance!



Higher Performance
for Windows/Industrial OS and
Software Controller (F/T/TF)



**Bundles with WinCC
Unified**
together with Software
Controller (F)



USB 3.2 Interfaces
for faster transfer rates



**Wider temperature
range**
enables new areas of
application: -30°C..60°C



**Additional IE/PN-RT
interface**
can be assigned to OS or
Software Controller (F/T/TF)



SIMATIC Industrial Edge
together with Software
Controller (F)



ET 200SP Open Controller 3 – Open for your applications!

Configurable with TIA Portal V20. Release planned for Q2/2025.

SIMATIC ET 200SP Open Controller 3 (OC3) Variants

With TIA V20
Planned Q2-2025

Open Controller 3 variants



Software Controller
CPU 1505SP
(V40.0)



General Purpose
Operating Systems



WinCC Unified



Bundle Version – Windows LTSC 2021



- CPU 1515SP PC3
- CPU 1515SP PC3 F
- CPU 1515SP PC3 T
- CPU 1515SP PC3 TF

Bundle Version – Windows LTSC 2021



- CPU 1515SP PC3 + WinCC Unified PC RT
- CPU 1515SP PC3 F + WinCC Unified PC RT

Bundle Version – Industrial OS V4.x



- CPU 1515SP PC3 - IndOS
- CPU 1515SP PC3 F - IndOS

Bundle Version - Industrial Edge



- CPU 1515SP PC3 - IndEdge
- CPU 1515SP PC3 F - IndEdge

SIMATIC ET 200SP Open Controller 3 (OC3)

Comparison with OC2

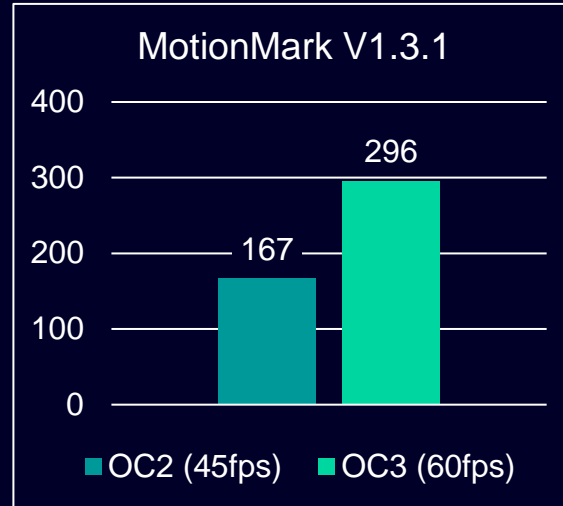
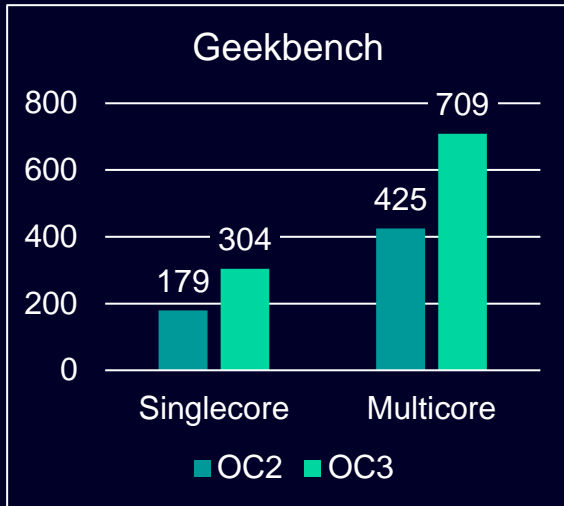


	CPU 1515SP PC2 (OC2)	CPU 1515SP PC3 (OC3)
Processor	Intel Atom® E3940, 1,6 GHz, 4 Cores	Intel Atom® x6416RE, 1,7 GHz, 4 Cores
Mass storage	128 GB CFast Card (changeable)	128 GB SSD (changeable)
Working Memory	8 Gigabyte RAM	8 Gigabyte RAM
Graphic interface	1x DisplayPort DPP	1x DisplayPort DPP
USB interfaces	2x USB 3.0; 2x USB 2.0	3x USB 3.2 (type A)
PN-Interfaces for Software-Controller (RT/IRT)	1x SIMATIC BusAdapter; 2 Ports (RJ45, SCRJ, LC)	1x SIMATIC BusAdapter; 2 Ports (RJ45, SCRJ, LC, LD-LC*)
IE-Interfaces for OS	1x 1000 Mbps Ethernet interface	1x 2500 Mbps Ethernet interface
Interfaces configurable for OS or Software-Controller	-	1 x Ethernet-Interface RJ45 (Gbit for OS, PN-RT support for Software-Controller)
Central SP Bus for usage of ET 200SP I/O modules directly with Software-Controller	✓	✓
Pre-installed operating system	Windows 10 Enterprise IoT 2021 LTSC Industrial OS V3.x	Windows 10 Enterprise IoT 2021 LTSC Industrial OS V4.x Industrial Edge
Available S7-1500 Software-Controller (pre-installed)	Windows: Standard/F/T/TF; Industrial OS: Standard/F	Windows: Standard/F/T/TF; Industrial OS: Standard/F Industrial Edge: Standard/F
Ambient temperature during operation	-20°C ... 55°C / 60°C with restrictions	-30 .. 60°C
Dimensions (w/h/d)	160/117/75	160/117/75

SIMATIC ET 200SP Open Controller 3 (OC3) performance and quantity structures

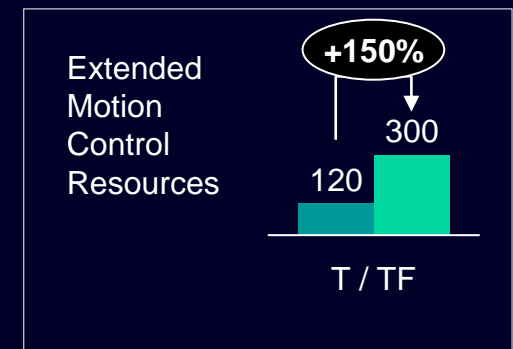
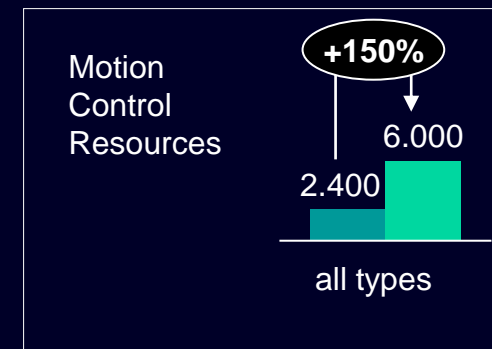
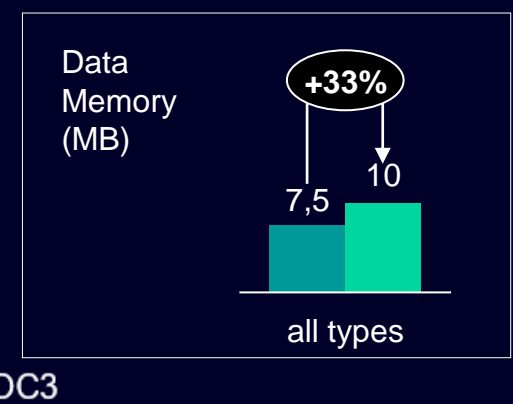
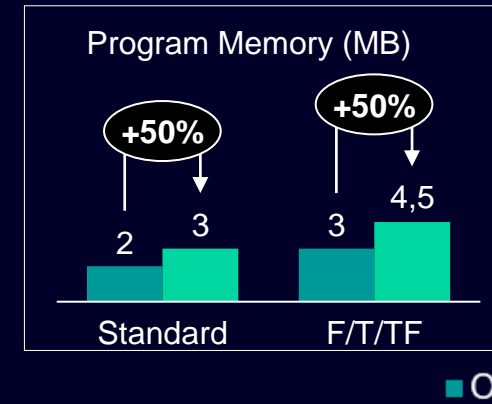


Benchmarks (executed under Microsoft Windows 10 IoT Enterprise LTSC 2021)



Test	Focus
Geekbench	generic Benchmark
MotionMark V1.3.1	measures a browser's capability to animate complex scenes at a target frame rate → WinCC Unified relevant
Note: At the time of creation (10/2024), no measured values were available for the Software Controller on OC3	

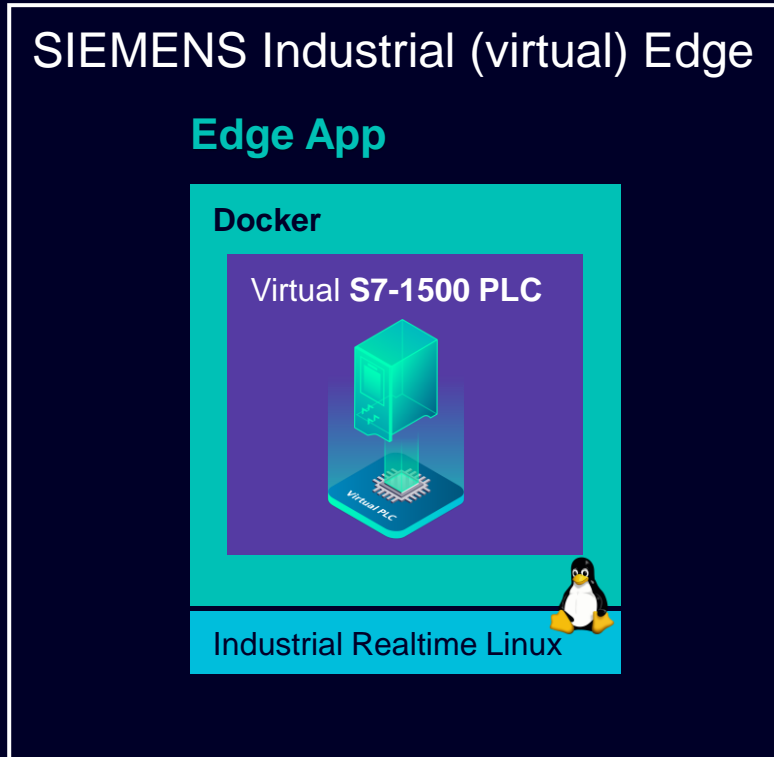
Quantity structures of the Software Controller (F/T/TF)



SIMATIC S7-1500V

SIMATIC S7-1500V

Virtual controller



Highlights TIA V20

- Release of Version 2.0
- Failsafe Support for vPLC
- AX - “IT Like” Engineering
- Improved communication
- Licensing


The basic idea ... we bring
SIMATIC on the Industrial Edge!

SIMATIC S7-1500V F

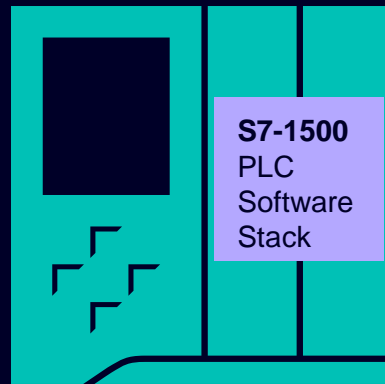
Safety Virtual controller

S7-1500V F

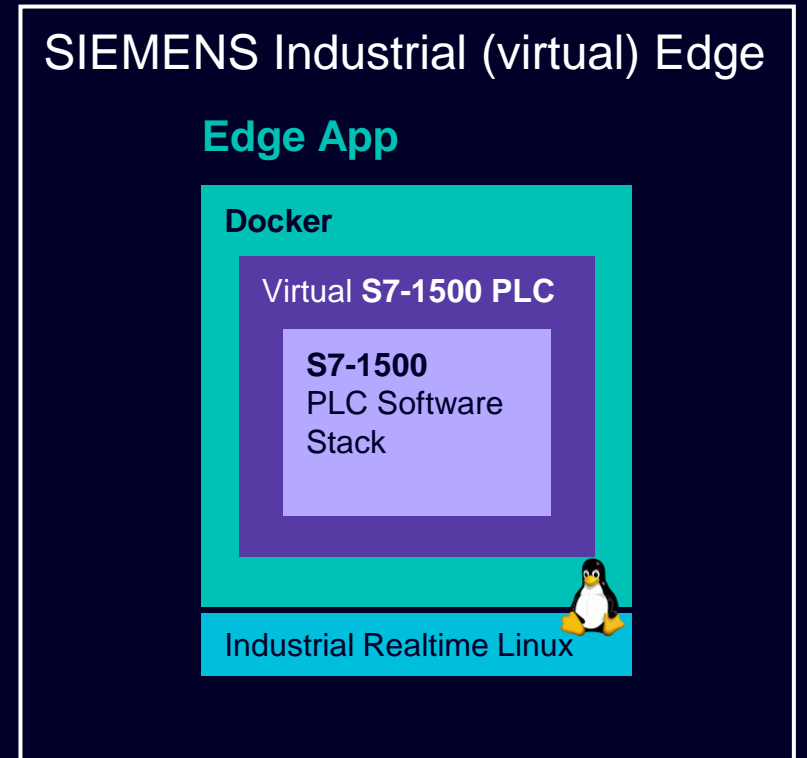
- **Virtual Failsafe SIMATIC S7-1500 PLC**
- Hardware independence
- TIA Portal compatible
- App Management over IT/Edge



S7-1500 PLC



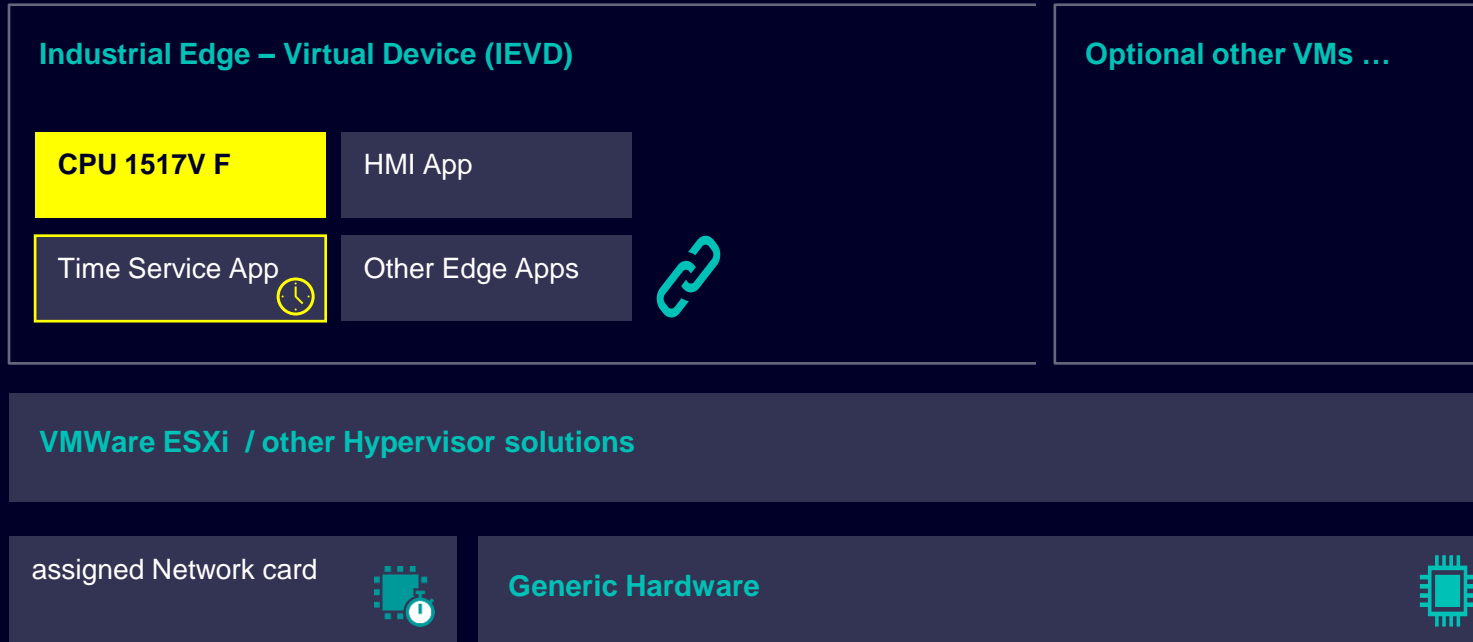
Virtual SIMATIC PLC




The basic idea ... we bring **SIMATIC** on the Industrial Edge!

SIMATIC S7-1500V

Big picture virtual Edge Device Failsafe



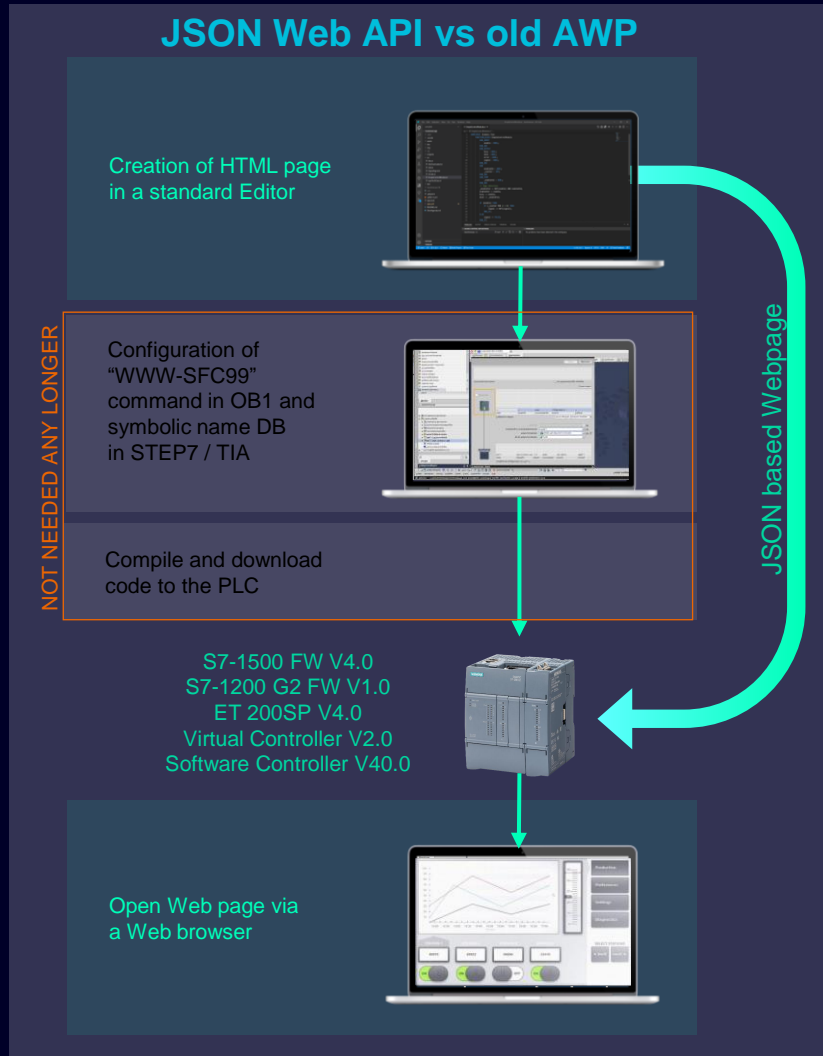
Failsafe requires Time redundancy

- 2nd independent Timer, distributed via Time Service App 
- Utilizing PTP from Network Infrastructure
- Time Service-App is using at least one NIC / PN-Interface (For Maintenance more than one PN-Interface configurable)
- Time Service-App is providing the 2nd Timer to various F-vPLC

S7-Web Server

S7-Web Server – Development of Custom Web Pages

New state of the art technology (JSON Web API) replace AWP



IMPROVEMENTS

- ✓ **Fast & easy creation of Web Pages using JSON Web API**
- ✓ **Reduction of development complexity**
 - No longer use of "WWW" (SFC99) and System DBs for storage
 - No need to compile and download code to the PLC (STOP-RUN)
 - Complete independence from web development and PLC Logic
- ✓ **Web pages editing and testing without process interruption**
- ✓ **Access to more data types and parameters of the PLC than only process variables**
- ✓ **Higher S7-CPU performance due to lower memory consumption and communication load**
- ✓ **Faster Web browser response time due to improved caching**
- ✓ **Embed PLC Web Pages in an HTML Frames with new Trusted Client (e.g. in WinCC Unified Screens)**
- ✓ **Secure encrypted communication via "https://"**

S7-Web Server – New Standard System Web Pages

Modern System Web Pages based on HTML5 / JSON Web API



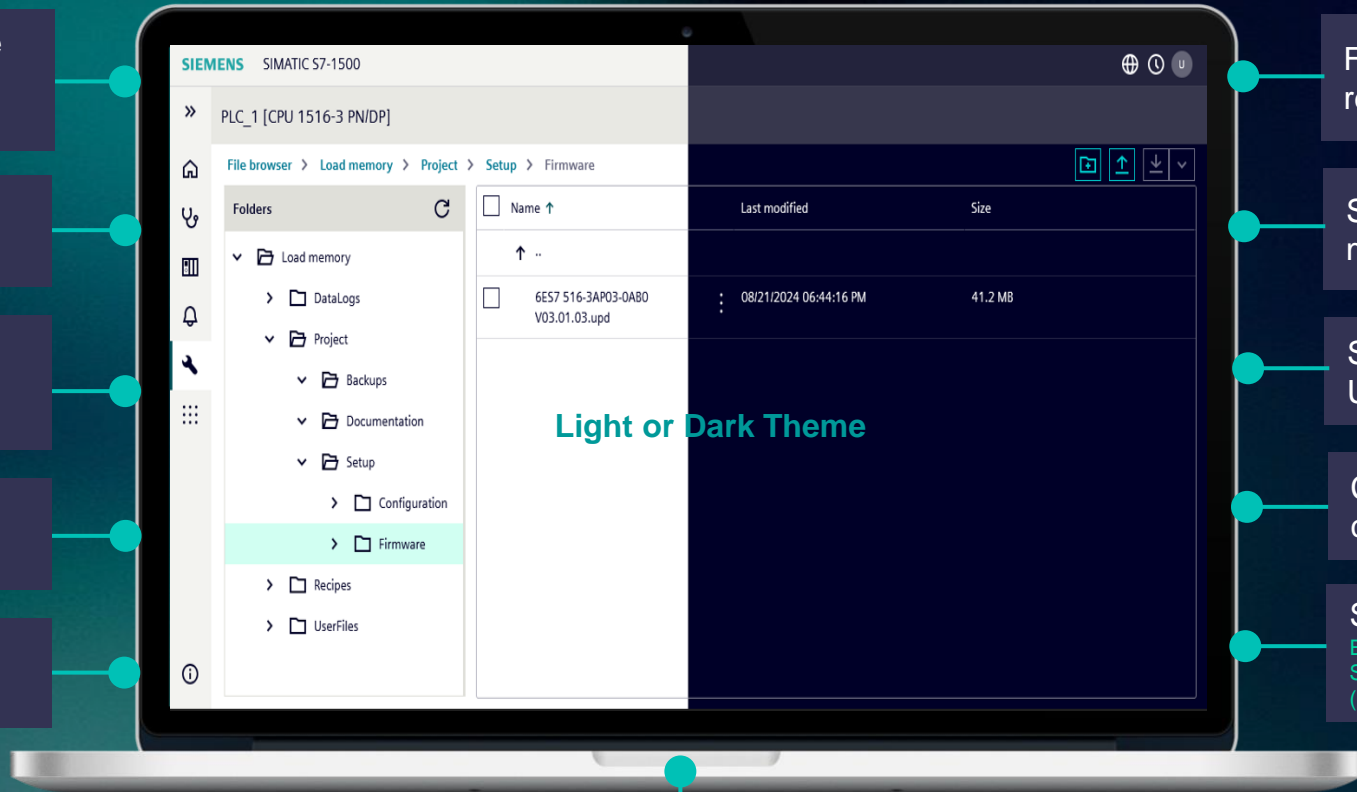
HTML5 File Browser and tree view for an easy navigation through folders

User friendly alarms control and diagnostic buffer viewer

Context sensitive options for download, rename, move, or delete files

Status Information on every page (e.g. alarms)

Easy access to Data Logs, User Files and Recipes



Faster Web page loading and reduction in communication load

Support of trusted client methods for Unified Panels

Support of Local and Central User Management (UMC)

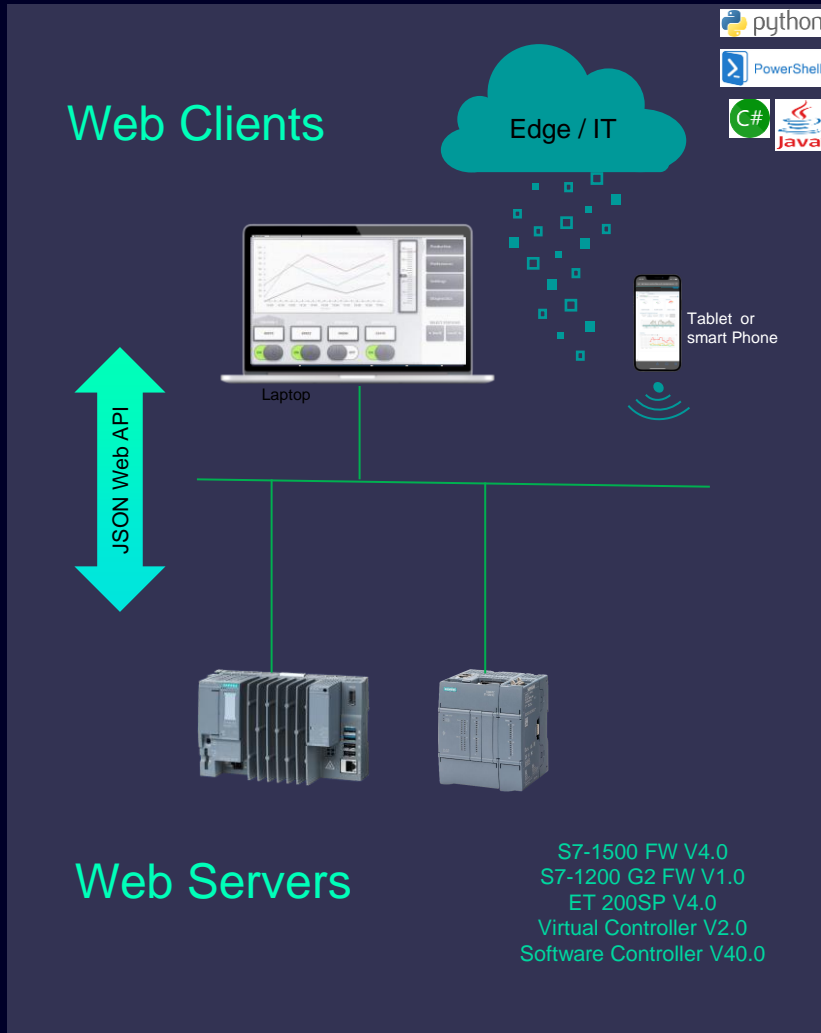
Client-side password change capability

Support for S7 Product Family:
ET 200SP V4.0, Virtual Controller V2.0
Software Controller V40.0, S7-1500 FW V4.0
(Except R/H)

Interoperability with custom Web pages for consistent session handling, time, language, and theme definition

S7-Web Server – Development of IT Applications using JSON Web API

Access to a wide range of OT information



OT / IT Link access via JSON-RPC Web API

Standard lightweight data-interchange format, easy to read and write, supported by many standard programming languages (Python, C++, JavaScript, HTML)

Access to a wide range of OT information

Access to the complete JSON Web API library on the S7-CPU

- User program (reading & writing of process data, profiling, data logs)
- Diagnostic information (alarms, diagnostic buffer, syslog)
- Monitoring of safety status, parameter and runtime groups
- Maintenance (File Management)



Commissioning Support via Scripts

Support of commissioning activities without need of using TIA

- Monitoring and change of operating mode
- Backup and restore

Secure OT / IT Communication

Support of security mechanisms like encrypted communication

- Trusted client configuration
- Password change

Safety Integrated

SIMATIC F-IOs

ET 200SP

- F-DI 8x24VDC HF
- New Firmware V3.0 – only with new FS
- Compatible successor
- New Feature 1x24V Counter SIL3
 - Standstill monitoring
 - Overspeed detection
 - Counting up and down
 - 500Hz counting frequency
 - 32bit signed value - +/- 2 000 000 000
 - High counting limit, low counting limit and start value are parameterizable
- Planned release: Q1/2025 with HSP for V20



- F-DQ 4x24VDC/2A PM HF
- New article number: 6ES7136-6DB01-0CA0
- Compatible successor
- Reduction of power consumption up to 50%
- Less self operation temperature
- New function LVV acc. EN 54
- Planned release: Q1/2025 with HSP for V20



ET 200MP

- F-AI 8x 0(4)..20mA HF
- New Firmware V2.0 – only with new FS
- New Feature:
 - HART communication support acc. Rev 5 up to 7 for HART field devices
 - Support MSI
- Planned release: Q3/2024 with HSP for V19



ET 200ecoPN M12-L Fail-safe F-DI 4x/F-DQ 2x/DIQ 4x/IO-Link Class B



4x F-DI channels, 2x F-DQ channels, 4x DIQ channel, 1x IO-Link Class B port

- Separate sensor supply for each F-DI channel, allows parallel use of electronic and electro mechanical sensors. Support of safety mats.
- Each F-DQ channels (2A) with additional Us: 1L+ and 1M as power power supply for ,e.g. ET 200AL. F-DQ channels operates as 2L+/2M for safety shutdown (SIL2) of ET 200AL outputs.
- 4x DIQ standard channels, that can be assigned individually as DI or DQ (0.5-2A)
- 1x IO-Link Class B port, incl. safety shutdown of 2L+/2M (2A) (SIL2) on pin 2 and 5 for , e.g., valve islands. Note: Pin 2 and 5, can be used as third F-DQ in SIL3/PLe quality as well.
- Embedded E-Stop and Enabling functions, assignable in HW configuration of TIA Portal.
- Market Entry Q1 2025 / TIA V20 HSP

Fail-safe SIMATIC S7-1200 (G2): No more separate Safety license from V20 onwards

STEP 7 Safety Basic will be discontinued from V20 onwards

Until TIA Portal V19

Hardware:

S7-1200 F-CPU/F-DI/F-DQ

Software:

- STEP 7 V19 Basic (or Advanced)
- STEP 7 V19 Safety Basic



Starting with TIA Portal V20

Hardware:

S7-1200 (G2) F-CPU/F-DI/F-DQ

Software:

STEP 7 V20 Basic (or Advanced)



SIMATIC S7-1200



SIMATIC S7-1200 G2



Scalable automation solutions

Scalable portfolio for standard and machine safety functions.



Seamless system integration

Seamlessly integrated in STEP 7 without need for separate license.



Reduce license costs

- Reduce entry costs
- Especially customers requiring just few F-PLCs

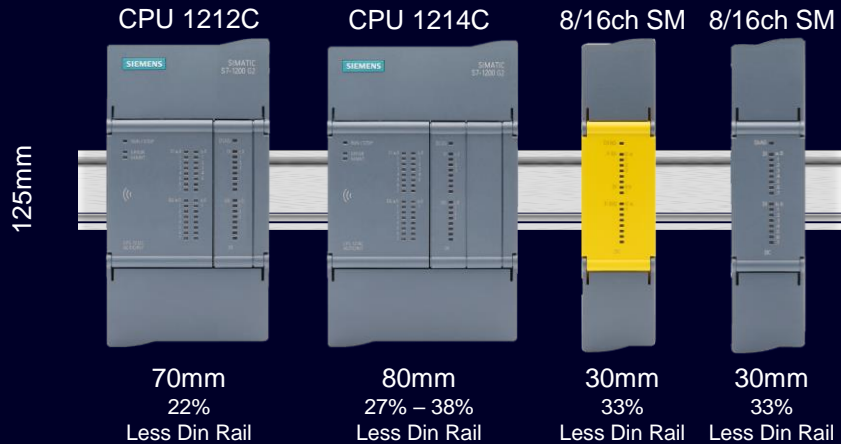
Hints

- V18/V19 Safety Basic licenses will still be available
- Future S7-1200 (G2) Hardware will use similar principles
- SUS contracts for Safety Basic will be discontinued end of 2024

Overview

Higher competence

New HW design



Increased performance and seamless scalability

- Enhanced processing power, dedicated communication performance and more memory
- Up to 31 PROFINET devices and synchronized program execution with PROFINET IRT
- Near Field Communication (NFC) for commissioning and diagnostics support
- Optimized scalable hardware portfolio and seamless scalability across all SIMATIC controllers

Flexible Machine Safety

- Fail-safe integrated in the complete range (PROFIsafe communication, I/Os)
- Improved F-I/O portfolio (fail-safe signal boards, fail-safe signal modules with mixed I/Os)
- Fail-safe & Motion Engineering integrated in TIA Portal Basic

Efficient motion control

- Kinematics
- Multi Axis control
- Single Axis control

Technology Objects

Expansion

	EM	RAM Data	RAM Program
CPU 1212C	6 in total therein 3 CM/CP	500 k	150 k
CPU 1212FC		500 k	200 k
CPU 1214C	10 in total	750 k	250 k
CPU 1214FC	therein 3 CM/CP	750 k	300 k

Overview

Fail-safe: signal boards and signal modules

SBs

4x F-DI(1oo1) / 2x F-DI(1oo2), 4-Vs*

2x F-DQ, PP-PM*

2x F-DI(1oo1) / 1x F-DI (1oo2),
1x F-DQ. PP-PM*

SMs

8x F-DI(1oo1) / 4x F-DI(1oo2), 8-Vs*

4x F-DQ, PP-PM*

4x F-DI(1oo1) / 2x F-DI (1oo2),
2x F-DQ. PP-PM, 2x DI

*Not within initial failsafe Portfolio release

1oo1 (One out of One):

1oo1 as simple redundancy, a single input connected to a fail-safe digital input

1oo2 (One out of Two):

Redundancy with cross-diagnosis: There are two independent sensors, each connected to an F-DI. Both sensors provide signals to the F-DI. The F-DI monitors the signals and makes decisions based on both inputs. This configuration is normally used in safety-critical applications

Vs: Integrated Sensor supply,

allows to detect short-circuit or overload scenarios, and react accordingly



TIA Portal V20

System functions

SIMATIC WinCC Unified – Innovations

- Enhanced compile time and RT performance
- Engineering enhancements (system functions, dynamization overview, control toolbar buttons available via scripting,...)
- Improved Engineering efficiency (Corporate Designer, Graphic handling, library, faceplates, CFL, ...)
- Connectivity (LOGO!, multiplex DB-Name, ..)
- Improvements in options (PaCo, Audit)
- User and role specific start screens
- Redundancy
- Process Orchestration (MTP)

SIMATIC WinCC – Innovations

- Engineering of Professional, Advanced and Unified on one PC
- WinCC Advanced: no new RT Advanced V20 Version
- WinCC Professional: Support of dynamic SVG, WebUX (deep link, recipe control),...

SIMATIC STEP 7 – Innovations

- Continuous Integration: new LAD export/import format
- Online features for named value data types
- Named value types used by safety blocks and in type libraries

SIMATIC Motion Control – Innovations

- New Hardware S7-1500 T/TF
- New Single Axis Operations / New Synchronous Operations
- Support of second PROFINET IRT interface
- Cross-PLC synchronous operation using PN/PN Coupler
- Kinematics

SINAMICS Startdrive & DCC – Innovations

- Export backup file
- Drive parameter compare
- Unit switching
- Support of new drive firmware functions

TIA Cloud Services

- TIA Portal Cloud & TIA Portal Cloud Connector
- TIA Project-Server Cloud


SIMATIC Hardware

- S7-1200 G2
- SIMATIC Controller S7-1500 Standard & F
- Redundant Controller S7-1500 R/H
- SIMATIC ET 200SP Open Controller 3
- SIMATIC S7-1500V
- S7-Web Server
- Safety Integrated




















System functions

- Upgrading TIA Portal projects
- PROFINET IRT features
- TIA Portal Documentation
- TIA Portal Openness
- TIA Portal Add-Ins
- Version Control Interface (VCI)
- CAx: AutomationML & Publication Tools
- TIA Portal User Management & Access Control (UMAC)
- TIA Portal Library Workflows
- TIA Portal Usability

SIMATIC AX - Automation Xpansion

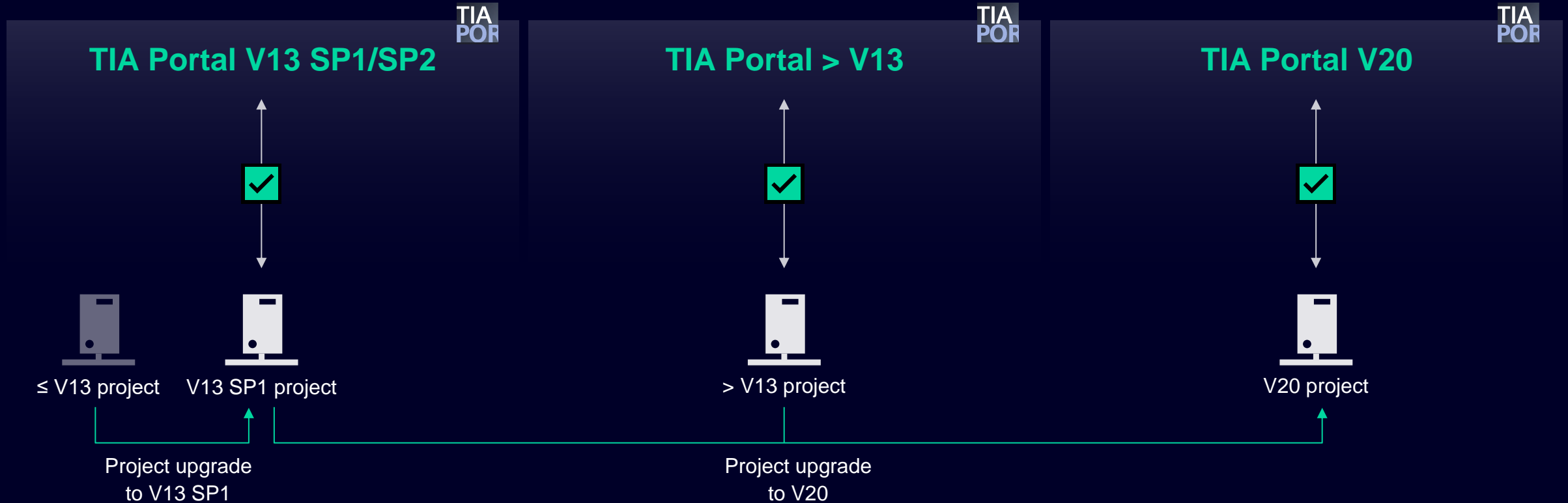
- IT-like PLC engineering workflow (without TIA Portal): Textual hardware configuration
- Support of SIMATIC S7-1500V 
- Limited Sales release in USA

TIA Portal Options

-  SIMATIC STEP 7 Safety
-  SIMATIC Safe Kinematics
-  TIA Portal Multiuser
-  SIMATIC Robot Library
-  OPC UA
-  SIMATIC S7-PLCSIM / S7-PLCSIM Advanced
-  SIMATIC Target for Simulink
-  TIA Portal Test Suite
-  SIMATIC Visualization Architect (SiVArc)
-  SIMATIC Modular Automation (MTP) 
-  Central User Management (UMC)
-  Modular Application Creator
-  SIMATIC ProDiag / SysDiag
-  TIA Portal Teamcenter Gateway
-  TIA Package Manager 
-  TIA Portal Safety Validation Assistant 

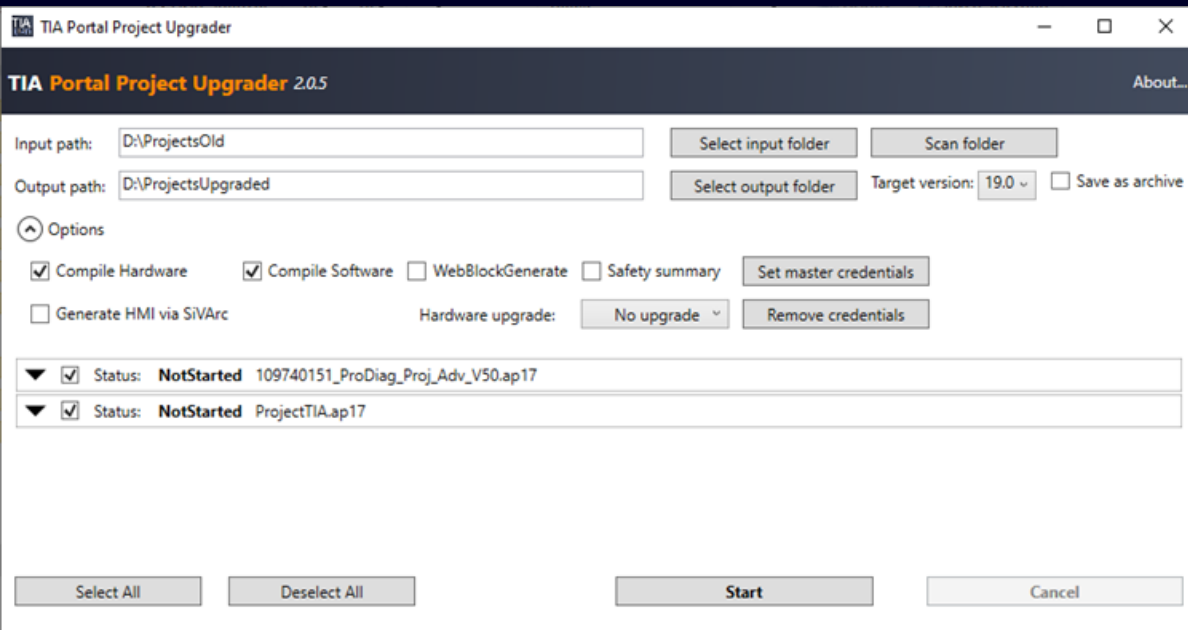
Upgrading TIA Portal projects

Upgrading TIA Portal projects



Side-by-side installation of **V13 SP1/SP2** up to **V20** allows access to all project versions.
The **V20** license can be used for all available versions from **V11**.

Upgrading TIA Portal projects



TIA Portal Project Upgrader based on TIA Portal Openness

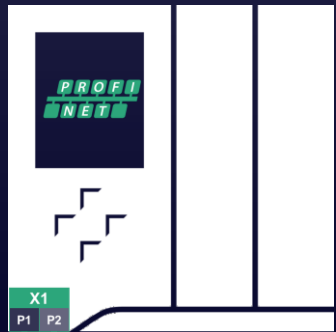
- Upgrade multiple TIA Portal projects from previous versions (> V13) to the current TIA Portal version at once
- Fully automate the upgrade process
- Options to automatically upgrade hardware and firmware
- Options to automatically compile project and to start SiVArc generation after upgrade
- Generate Safety documentation (Safety printout)

Free download at SiePortal: [109811744](https://www.siemens.com/portal/109811744)

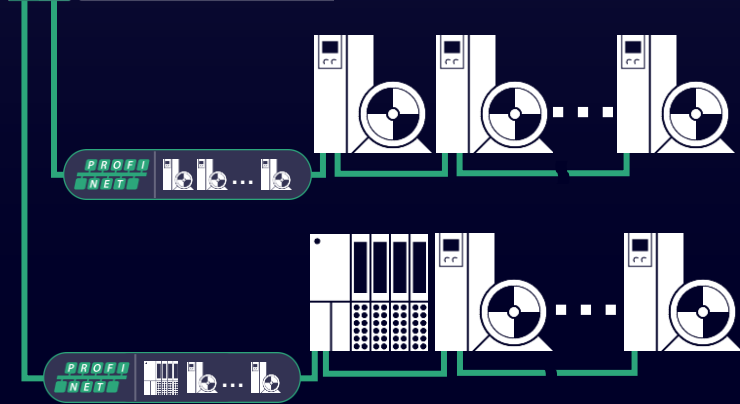
Enhanced PROFINET IRT features (for advanced motion control)

TIA Portal V20 - Enhanced PROFINET IRT features for advanced motion control

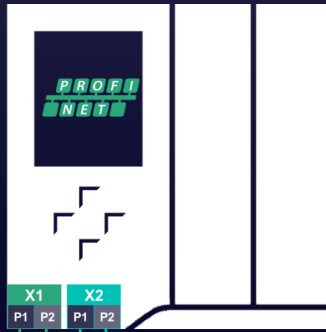
Increased amount of devices/axis with Dynamic Frame Packing (DFP)



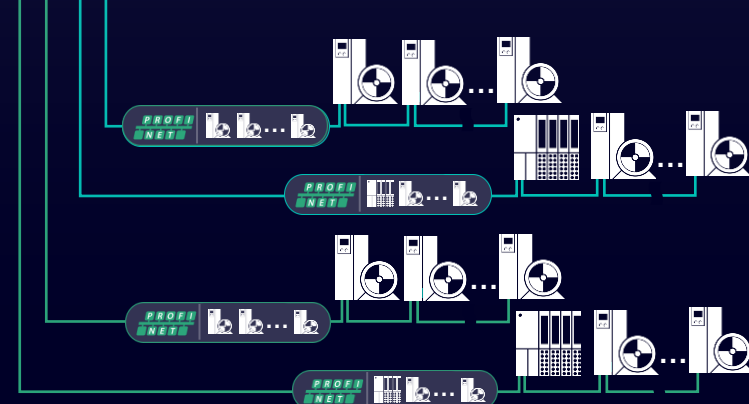
Data is sent in summation frames
Resulting in up to 256 DFP IRT devices per interface



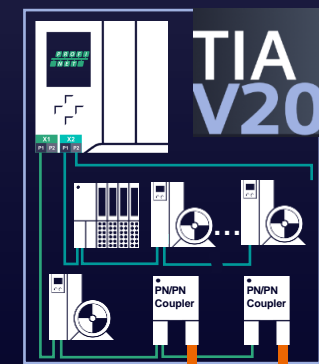
Even more devices/axis with secondary PROFINET IRT Interface



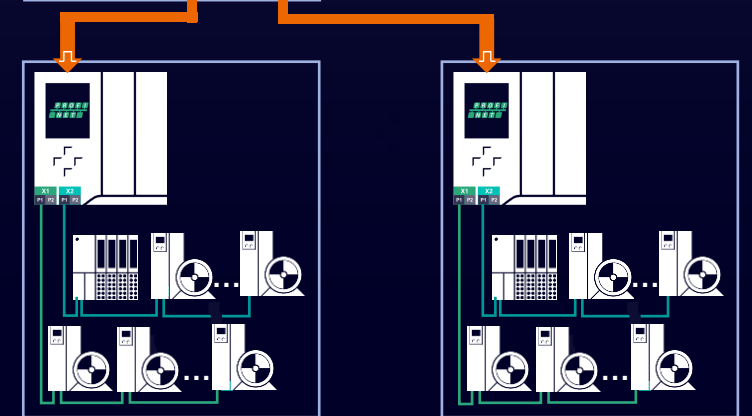
Doubled PROFINET IRT quantity structure (512 DFP IRT devices)
Interface clocks can be synced or coupled



Multi project motion applications to create modular machine units



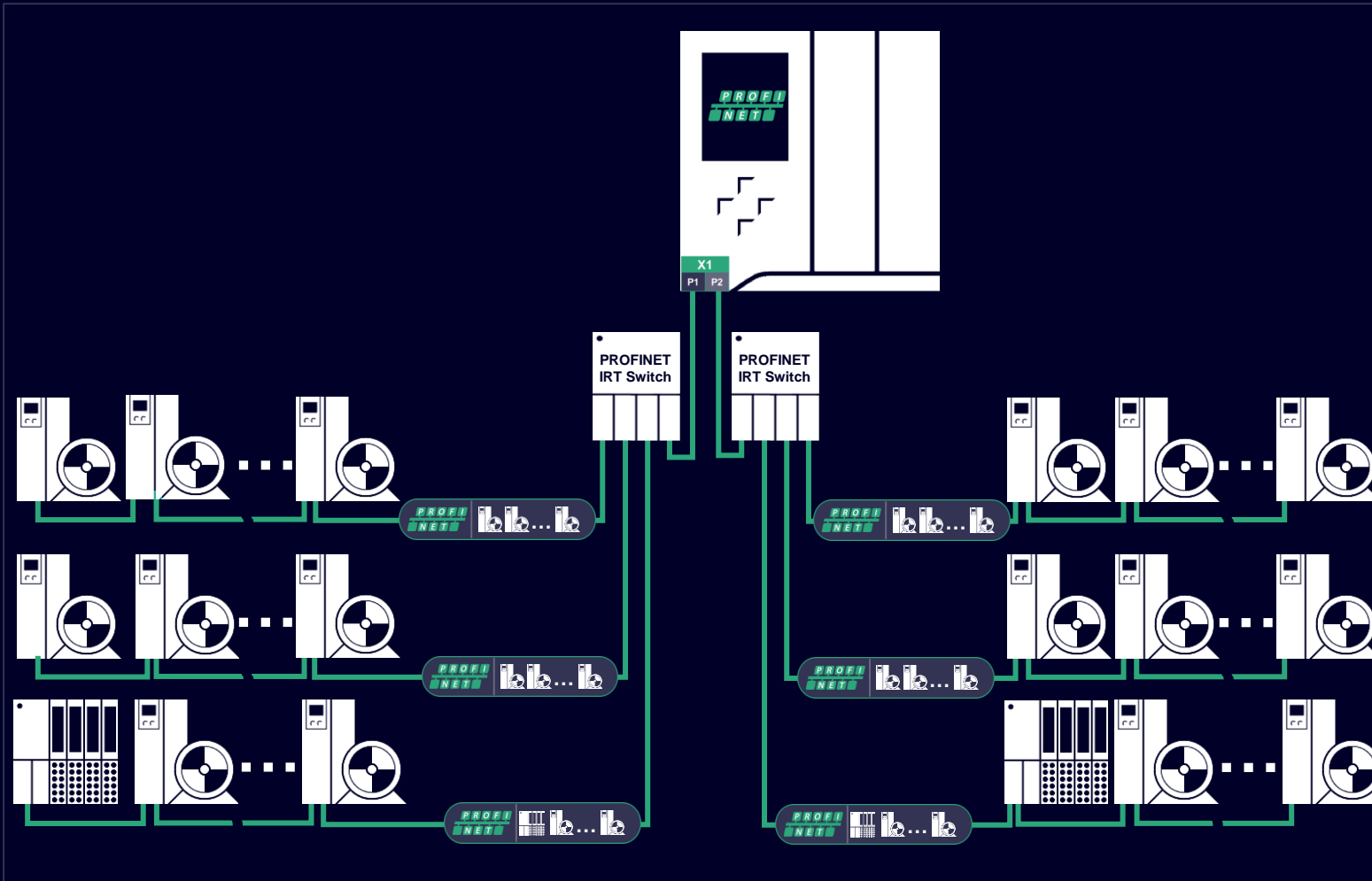
Independent configuration of multiple machine parts
Coupling of IRT clock with PNP/N Couplers across multiple projects



These three features enable limitless quantity structures in PROFINET IRT

TIA Portal V20 - Enhanced PROFINET IRT features for advanced motion control

Increased amount of devices/axis with Dynamic Frame Packing (DFP)



Features

PROFINET Dynamic Frame Packing (DFP) can now also be used for high quantity structure applications with low cycle times

Benefits

The maximum amount of PROFINET IRT devices increases from 64 to 256 (per PN IRT interface)

Target markets

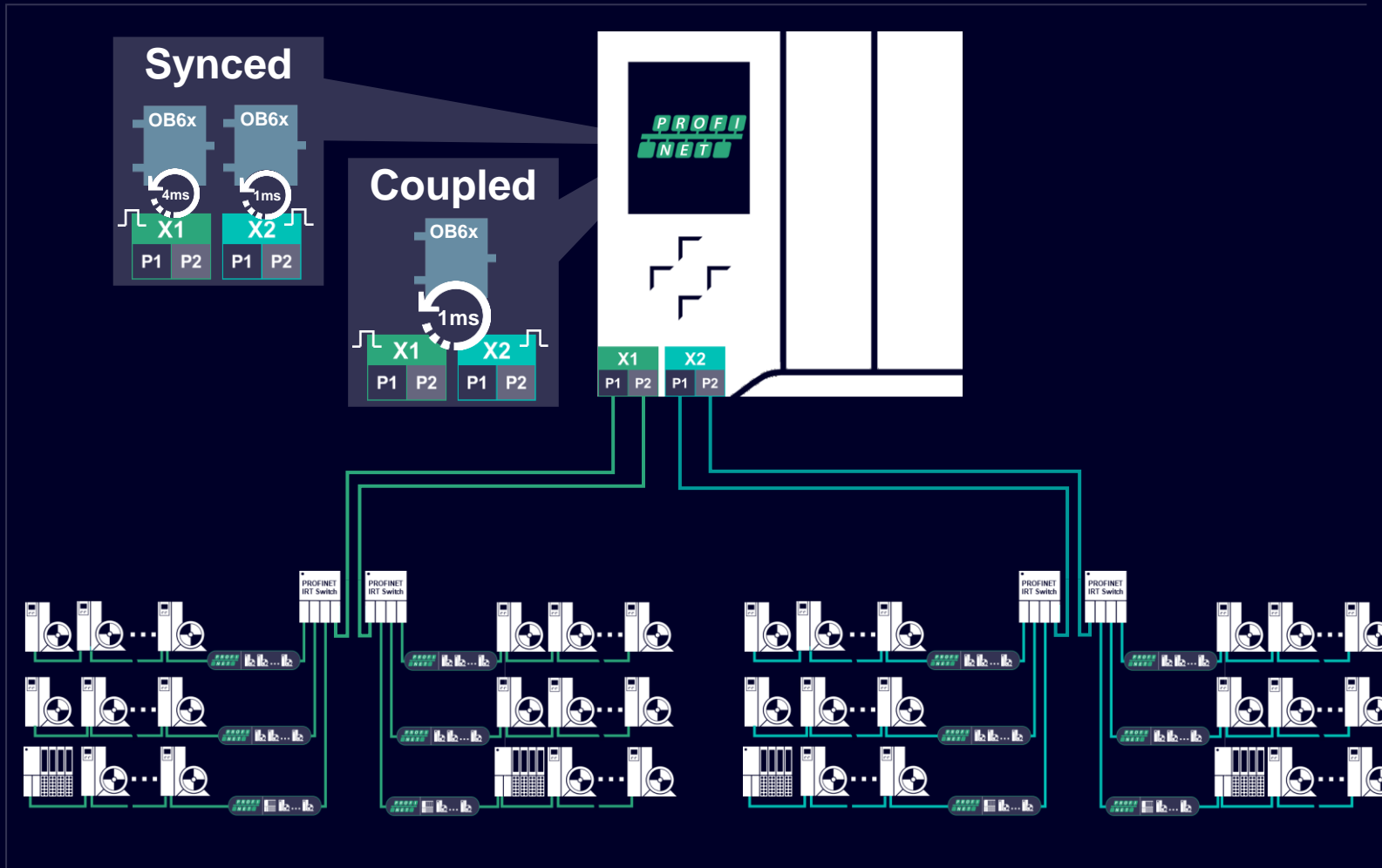
Machines with high performance motion tasks

Supported hardware

- SIMATIC S7-1500
CPU 1517-3 PN, CPU 1518-3 PN,
CPU 1517F-3 PN, CPU 1518F-3 PN
CPU 1516T-3 PN, CPU 1517T-3 PN, CPU 1518T-3 PN
CPU 1516TF-3 PN, CPU 1517TF-3 PN, CPU 1518TF-3 PN
Software Controllers + CP 1625
- SIMATIC ET 200SP HS
- SINAMICS G220, S200, S210
- Several third-party PROFINET IRT devices

TIA Portal V20 - Enhanced PROFINET IRT features for advanced motion control

Even more devices/axis with secondary PROFINET IRT Interface



Features

A secondary PROFINET IRT Interface doubles the PLC's capabilities

Benefits

The maximum amount of PROFINET IRT devices increases from 64 to 128 (with only DFP device up to 512)

The PLC can operate two PROFINET IRT systems with synchronized or coupled bus cycles

Target markets

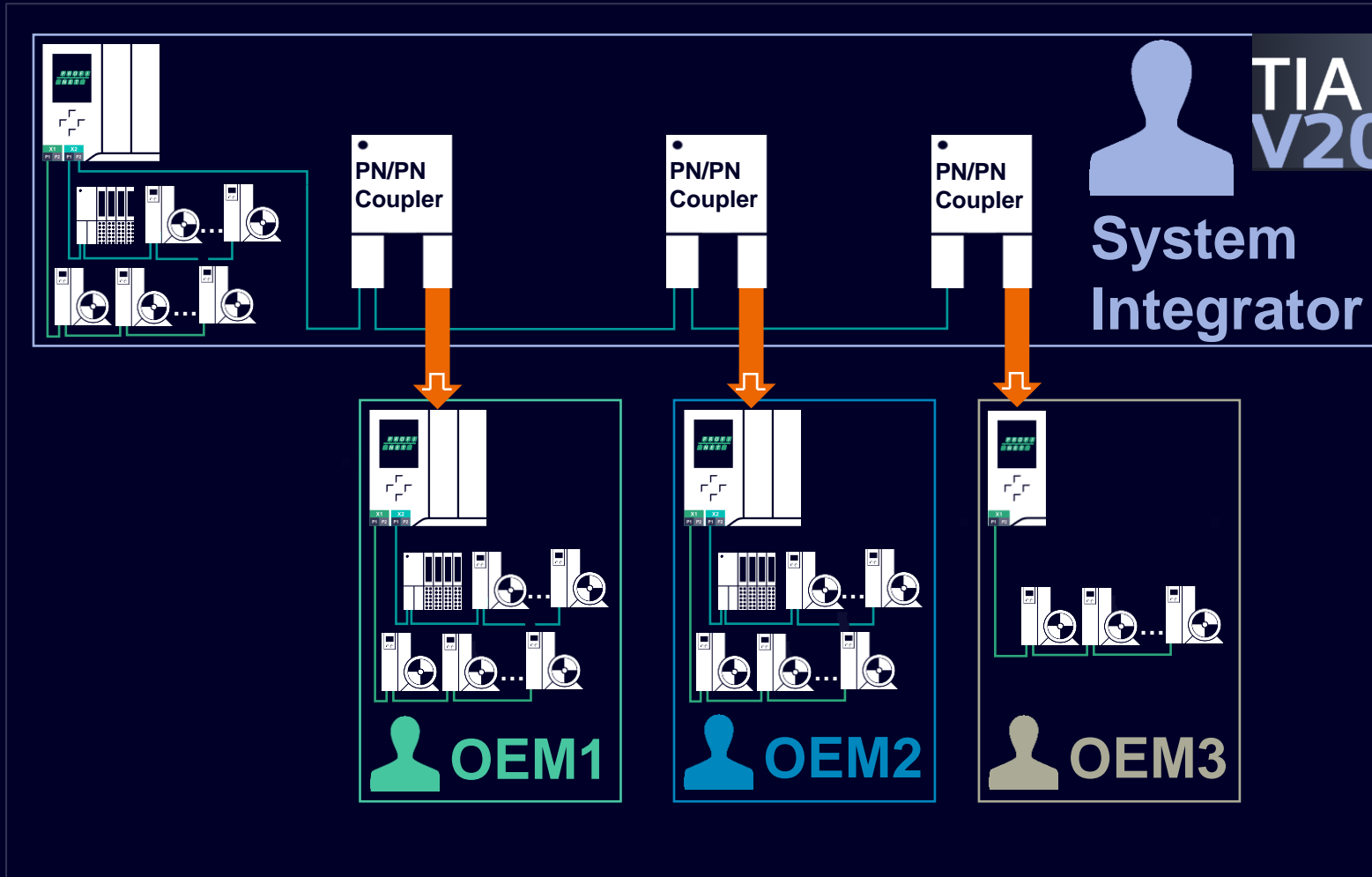
- Machines with high performance motion tasks
- Machines which require multiple bus cycles (e.g. out of efficiency or device capability reasons)

Supported controllers

- SIMATIC S7-1500
 CPU 1517-3 PN, CPU 1518-3 PN,
 CPU 1517F-3 PN, CPU 1518F-3 PN
 CPU 1516T-3 PN, CPU 1517T-3 PN, CPU 1518T-3 PN
 CPU 1516TF-3 PN, CPU 1517TF-3 PN, CPU 1518TF-3 PN
 Software Controllers + CP 1625-2

TIA Portal V20 - Enhanced PROFINET IRT features for advanced motion control

Multi project motion applications to create modular machine units



Features

Clock synchronization across multiple TIA Portal projects by use of PN/PN Couplers

Benefits

Independently engineer machine units by multiple OEMs
Increase quantity structure with multi controller applications

Target markets

- Machines with high performance motion tasks
- Machines with independently engineered units

Supported hardware

- **System Integrator:**
PN/PN Coupler with FW V6.0 and TIA V20 (6ES7 158-3AD10-0XA0)
- **OEM:**
Any PN IRT Controller with any TIA Portal version

TIA Portal Documentation

TIA Portal Documentation (Online view)

Administration Analytics My Library My Account

SIEMENS

Let's Start! Information on your automation task Information on your device More about TIA Portal

Home

Totally Integrated Automation

Your shortest way to information on TIA Portal!

English Keywords

Let's Start!

Find video tutorials, user guides, application examples, and other resources to learn more about the TIA Portal.

Basics	Advanced	Related
<p>Digital Workflow</p> <p>The Totally Integrated Automation Portal (TIA Portal) provides you with complete access to all digitized automation, from digital planning and integrated engineering to transparent operation.</p>	<p>Library Concept</p> <p>The TIA Portal library concept enables structured management of project resources such as blocks, function blocks and symbols. It facilitates the reuse of program code and therefore increases efficiency when programming automation solutions.</p>	<p>Standardized User Interfaces</p> <p>TIA Portal offers standardized user interfaces that enable uniform operation and navigation in all projects. This shortens the training period for users and increases productivity.</p>

Everything you want to know about V20 - and more!

The web-hosted TIA Documentation Portal provides central access to information on Totally Integrated Automation:

- Software documentation
- Hardware documentation
- Additional video tutorials, user guides, application examples, and other resources to learn more about the TIA Portal.

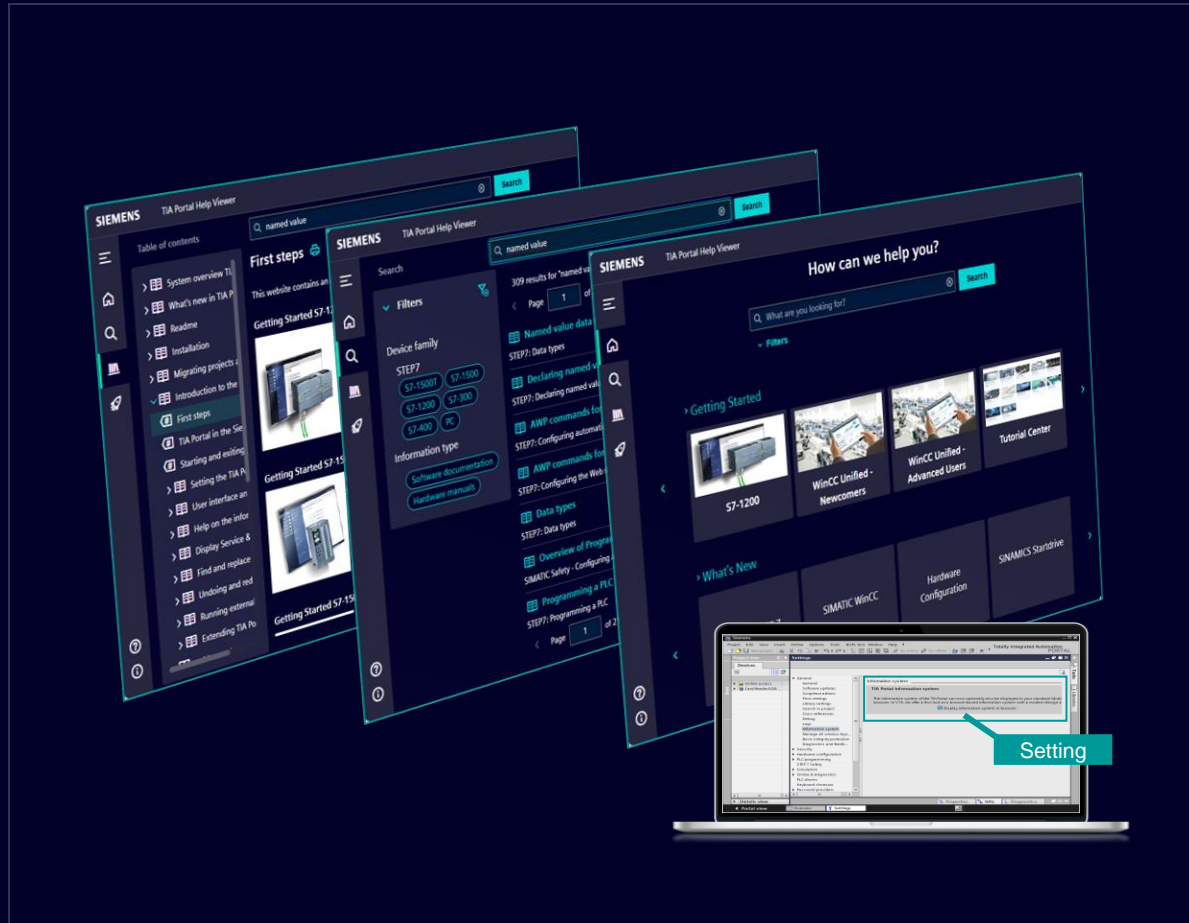
Easy to find – Easy to use

- Accessible without TIA Portal installation on your PC.
- High-performance search allows you to find topics in just a few moments.
- Content can easily be shared using URLs

Start the TIA documentation portal here - and remember to set a bookmark in your browser:

docs.tia.siemens.cloud

TIA Portal Documentation (Offline view)



TIA Portal information system

Users who want to work offline with the locally installed TIA Portal information system, can continue to do so.

They will benefit from an innovated design of the offline information system

Modern design and improved navigation

The web view offers modern functionality, such as:

- Modern web design
- Modern search function and filters
- Bookmarks and tab handling in the web browser

Switch between web view and legacy view

Switch between the new offline view and the legacy offline view with the setting:

“Tools > Settings > General > Information System”

TIA Portal Openness

TIA Portal Openness is our API for automating your engineering workflows

[SiePortal: 109792902](#)

Highlighted API innovations in TIA Portal Openness V20:

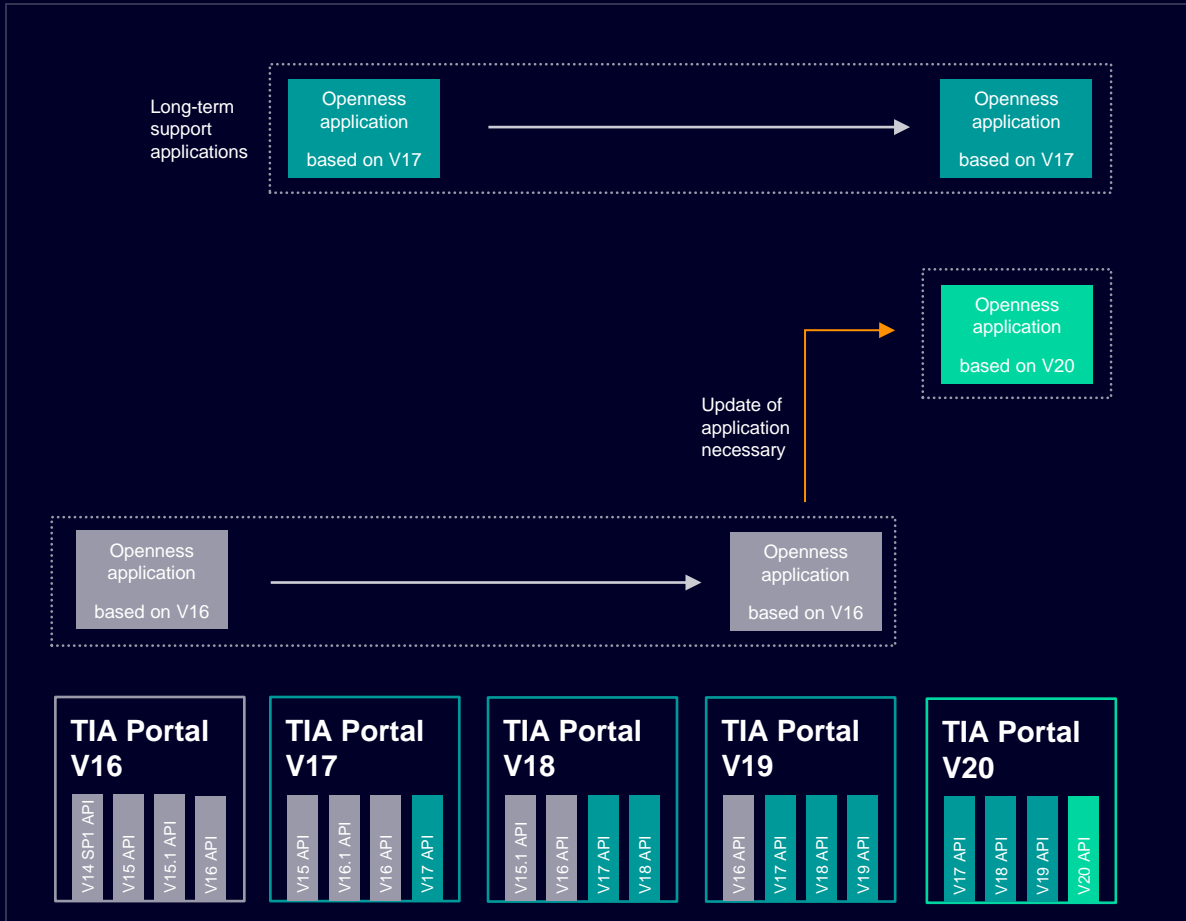
- Long-term support and compatibility
- APIs for Continuous Integration support such as new document-based formats for import/export, library type management/creation, Multiuser workflows and Continuous Testing (option package Test Suite Advanced)
- Extended access to hardware configuration and module parameters
- Innovations in additional option packages:
SiVArc, SINAMICS Startdrive, SINAMICS DCC and WinCC Unified

For a list of all new features, refer to the TIA Portal Openness system manual, chapter “What’s new”.



TIA Portal Openness

Long-term support and compatibility



Existing New/Extended in V20

Long-term support (LTS)

- Existing Openness applications since V17 will continue working.
- TIA Portal V20 delivers the LTS APIs for V17, V18 and V19.

New API version

- TIA Portal V20 delivers the new API version V20 to use the latest Openness features.

Discontinuation of oldest API version

- TIA Portal V20 no longer delivers the oldest API version V16.
- An update of applications using this version is necessary.

SimaticML file format compatibility

- New stable ordering of multilingual texts in SimaticML for comparing/versioning use-cases.
- Each API version in TIA Portal V20 creates SimaticML files of engineering version V20.
- Each API version in TIA Portal V20 supports importing SimaticML files from engineering versions V17, V18, V19 and V20.

.NET SDK version

- TIA Portal and TIA Portal Openness rely on .NET Framework 4.8 as a mature software framework as part of the operating system to build long-running enterprise-grade industrial-suited applications complying the needed long-term support.

TIA Portal Openness

New general features

```
Device stationDevice = project.Devices.Find("S7-1500R/H system_1");

// Find all PLCs of a nesting level by classification (CPU)
IList<DeviceItem> plcs = stationDevice.DeviceItems.Find(DeviceItemClassifications.CPU);

// Find second PLC by name (Rail_1, PLC_2)
DeviceItem plcByName = stationDevice.Items.Find("Rail_1").Items.Find("PLC_2");

// Find first PLC by position number (Rack 0, Slot 1)
DeviceItem plcByPosition = stationDevice.Items.Find(0).Items.Find(1);
```

```
// Get name and value of all attributes with Read & Write access:
IReadOnlyList<KeyValuePair<string, object>> attributes =
    plc.GetAttributes(AttributeAccessOptions.ReadWrite);
```

```
// Get the identifier of an object:
PlcBlock currentPlcBlock = ...;
ObjectIdentifierProvider objectIdentifier = project.GetService<ObjectIdentifierProvider>();
string identifier = objectIdentifier.GetIdentifier(currentPlcBlock);

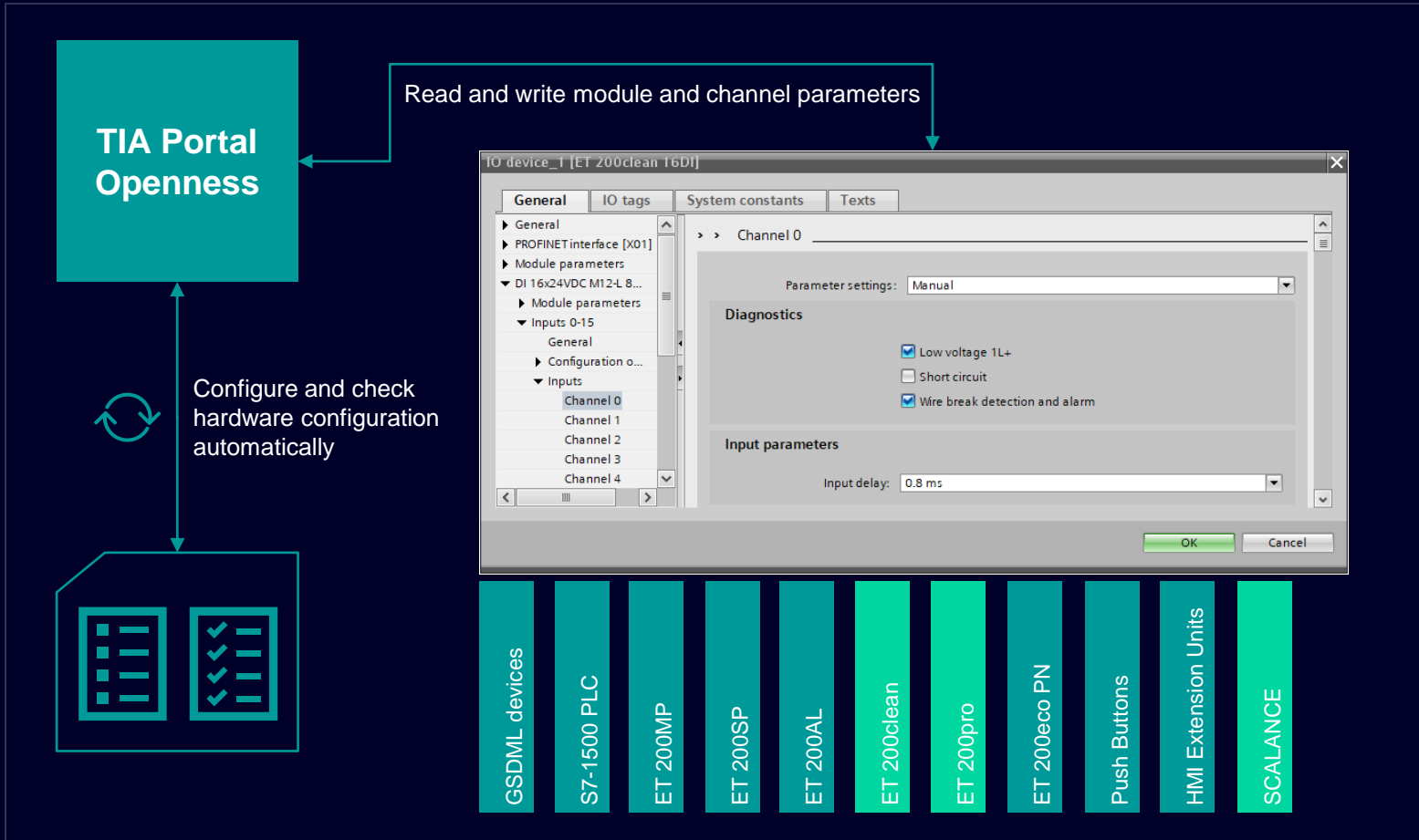
// Find the same object later again:
string identifier = "w1WdYM/ppEi6iPW1sFJmHQ==";
ObjectIdentifierProvider objectIdentifier = project.GetService<ObjectIdentifierProvider>();
PlcBlock foundPlcBlock = objectIdentifier.Find(identifier) as PlcBlock;
```

General

- Find device items faster by classification, name or position number
 - Multiple ways for different use-cases for fast navigation through the hardware
- Get all attributes of any object faster by access option
 - No need to first call `GetAttributeInfos()` and/or to iterate through individual attributes
- Unique object identifiers for objects in a project
 - Supported by these classes: `Device`, `DeviceItem`, `PlcUnit`, `PlcSafetyUnit`, `PlcBlock`, `PlcType`, `TechnologicalInstanceDB`, `PlcTagTable`, `PlcTag`, `PlcUserConstant`, `PlcSystemConstant`
 - The unique identifier is stable within the same project
 - No need to recursively scan the full project tree twice
 - Use the unique identifier to find the same object again when reopening a project at a later point of time
 - Use the unique identifier to hand over and find objects across process boundaries, e.g. between Openness applications and Add-Ins

TIA Portal Openness

Extended access to hardware devices



Additional parameters support

Read and write hardware parameters* for additional module families for automated hardware configuration or checks:

- ET 200pro TM
- ET 200clean
- SCALANCE XC-200 (\geq V.4.2), XP-200 (\geq V4.3), SC-600 (\geq V2.3), S615 (\geq V7.1), XM-400 (\geq V6.2)

Parameters* support for the following module families is already provided with previous TIA Portal versions:

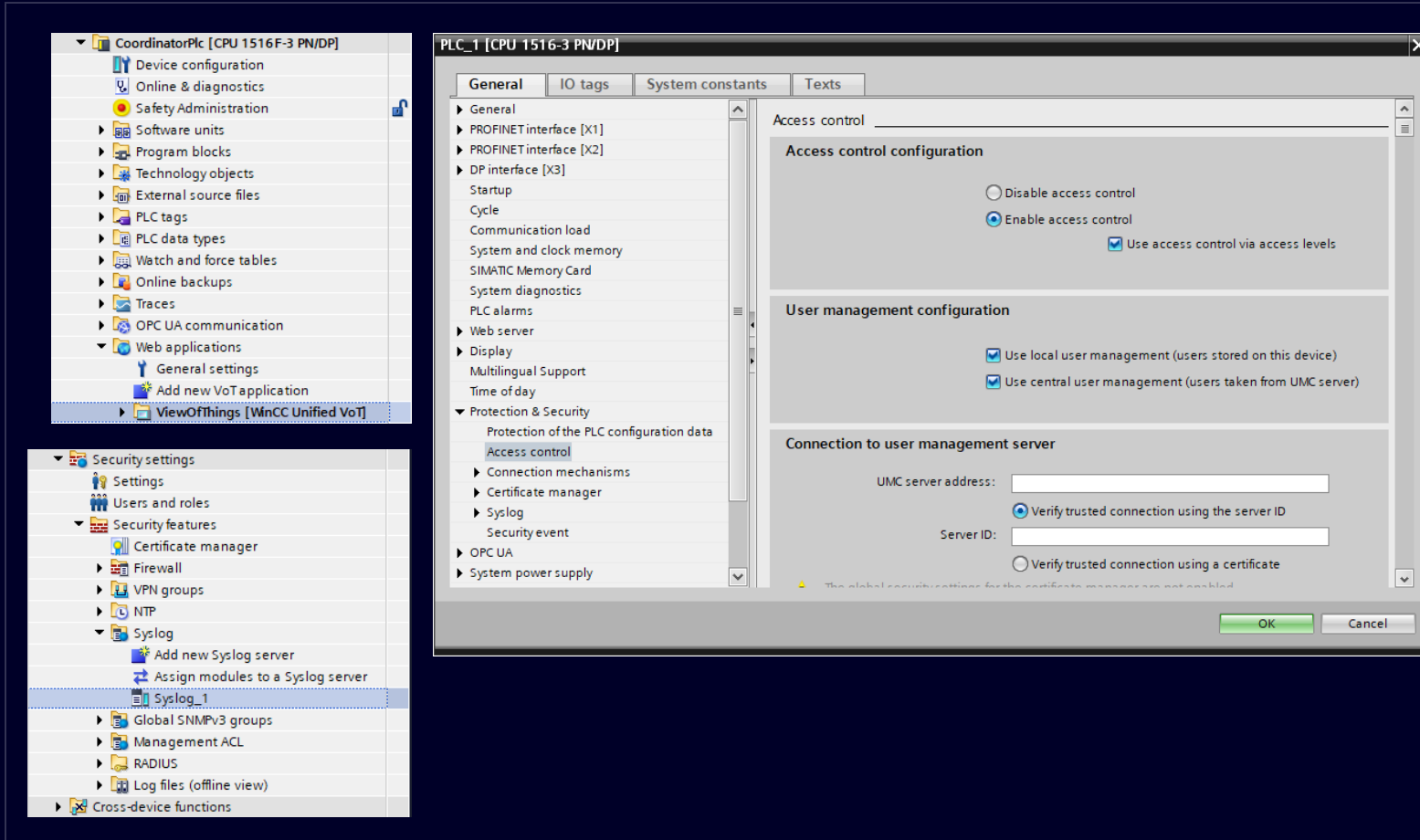
- GSDML devices (generic approach for all)
- S7-1500 PLC (Standard + Safety)
- ET 200MP (Standard + Safety, except communication modules)
- ET 200SP (Standard + Safety)
- ET 200AL (Standard + Safety)
- ET 200pro (Standard + Safety)
- ET 200eco PN (Standard + Safety)
- Push Buttons
- HMI Extension Units (Standard)
- SCALANCE XC-200 / XP-200 (\geq V4.3), SC-600 (\geq V2.3)

Existing New/Extended in V20

*The detailed list of supported modules, channels and parameters is part of the system manual (**appendix**) and next to the API: C:\Program Files\Siemens\Automation\Portal V20\PublicAPI\V20\HW Parameter description\

TIA Portal Openness

Extended access to hardware configuration & networks and security settings



PLC configuration

- New PLC access control configuration for central user management (UMAC)
- New PLC account locking at runtime (UMAC)
- New system web pages configuration for web server
- New advanced multilingual support configuration for project texts being downloaded to PLC
- Download View of Things (VoT) applications to PLC

Module configuration

- Uniformed port label without whitespace
- Read PROFINET (sub)slot number attribute of modules
- MRP ring configuration for SCALANCE
- Import/export Telecontrol configuration (CP IRC / TIM IRC)

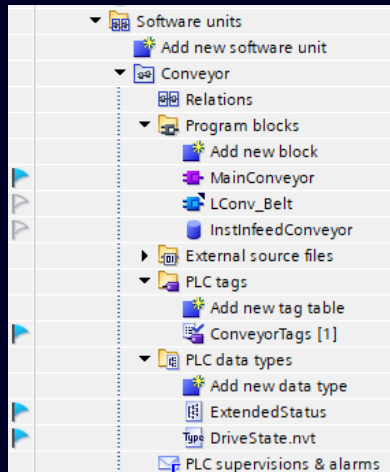
Security & UMAC

- New syslog server configuration on project level
- Create and manage device function rights, UMC users and user groups

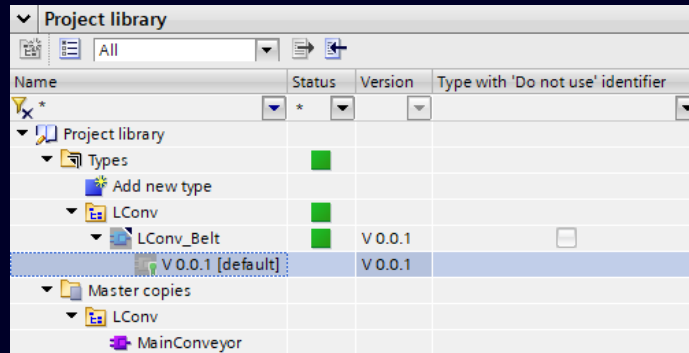
TIA Portal Openness

New APIs for PLC user program generation and Continuous Integration support

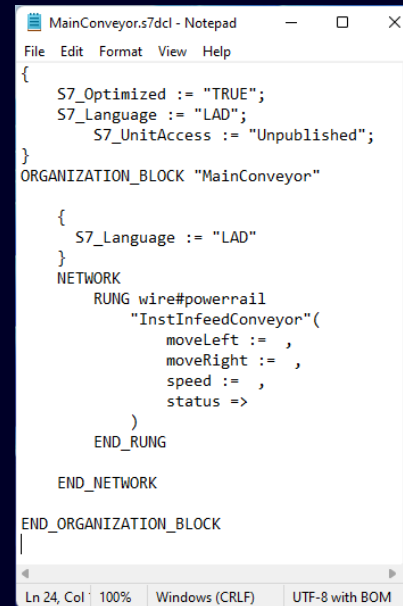
PLC user program and Multiuser features



Project library and Global library features



New SIMATIC documents format



TIA Portal libraries

- Get all information from libraries, types and versions
- Create new library types and versions from files
- Export library type versions as files
- Set into edit mode, release and discard library type versions
- Handle conflicts when inserting library type versions or master copies into project

PLC user programs

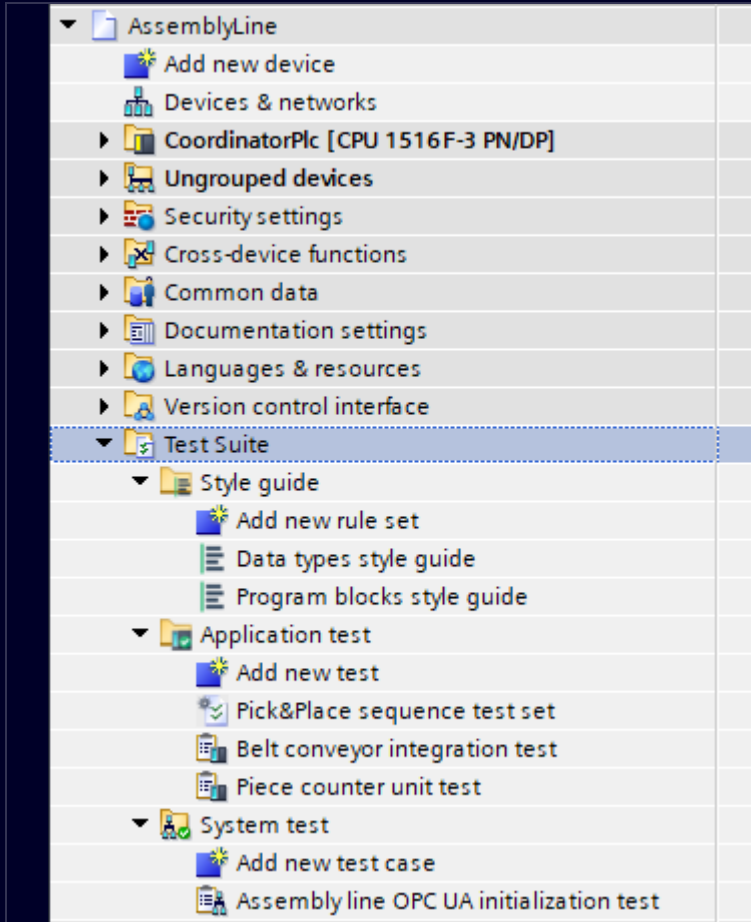
- New text-based file exchange format for PLC blocks for programming language LAD and Safety-LAD: Easy external text-based editing and comparison
- Browse PLC documents (e.g. named value types)
- Export and import PLC blocks, technology objects, PLC types and PLC documents in new SIMATIC documents
- Rename PLC tags and PLC tag tables
- Read checksums of PLC software and text lists

Multiuser engineering

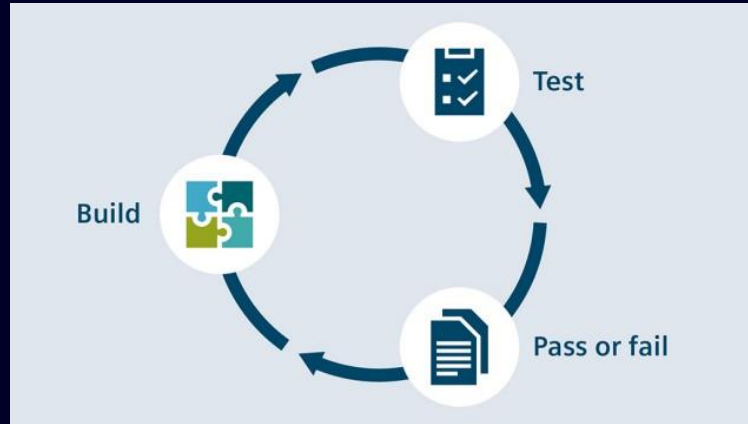
- Mark and unmark objects via marking service
- Access groups for server projects on TIA Project-Server

TIA Portal Openness

New API features in additional option packages: Test Suite Advanced



Automated Build and Test via TIA Portal Openness



Test Suite Advanced

Programming style checks, application tests and system tests can be automatically created, configured, and executed periodically and reports created for Standard PLCs and Safety PLCs via TIA Portal Openness.

For automated project verification

- Extended TIA Portal Openness support for configuration of system test cases.
- New application test sets configuration and execution.

Continuous Testing & Integration

Rapid program changes require Continuous Testing. This is one essential part of Continuous Integration.

Benefits of Continuous Testing and Continuous Integration:

- Accelerate the development process
- Lower risk of faults
- Increase transparency of processes
- Save time through automated processes

TIA Portal Openness

New API features in additional option packages

WinCC Unified

TIA Portal Openness innovations:

- Configure further dynamizations, expressions for dynamizations
- Configure further HMI runtime settings
- Support DB name multiplexing on HMI tags
- Support central color palette
- Import/Export of text lists (without formatted text)

SINAMICS Startdrive / DCC

TIA Portal Openness innovations:

- Activate/Deactivate “functions in use” for 3rd generation drives (EPOS / PID)
- Read all parameters on drives
- Get telegram size in bytes
- Get drive object number
- Support Edge telegram

SIMATIC Visualization Architect

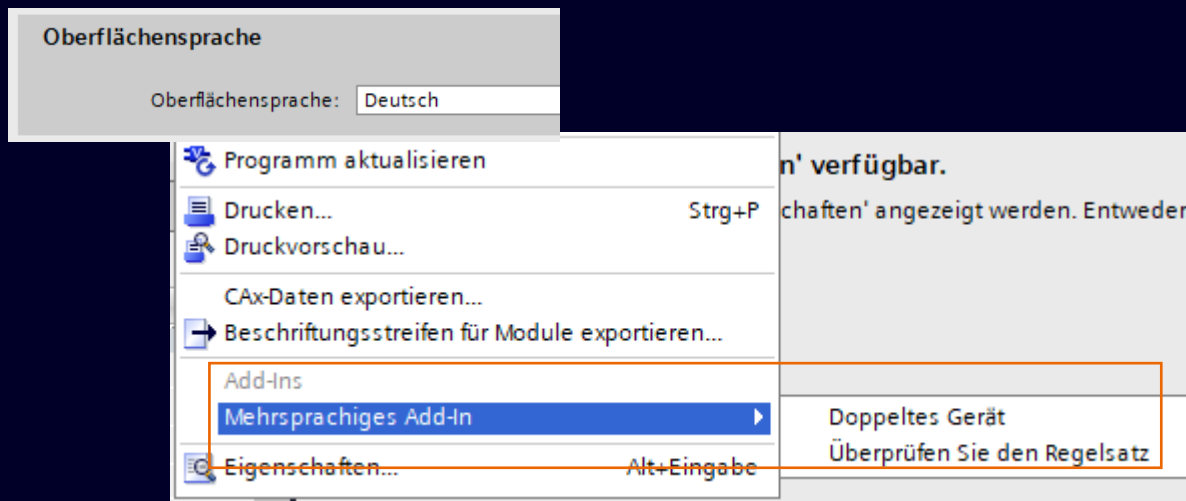
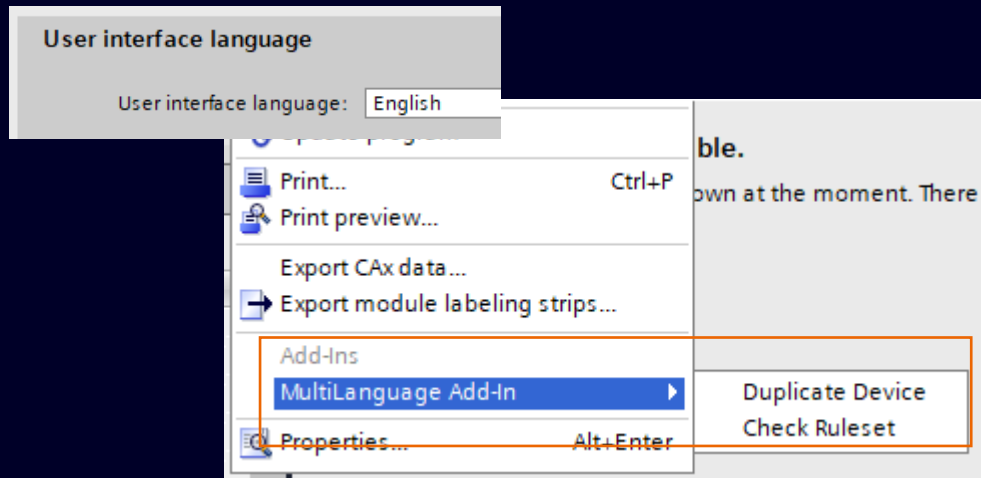
TIA Portal Openness innovations:

- Advanced tags rules
- SiVArc expression resolver

TIA Portal Add-Ins

TIA Portal Add-Ins

Language-aware Add-Ins

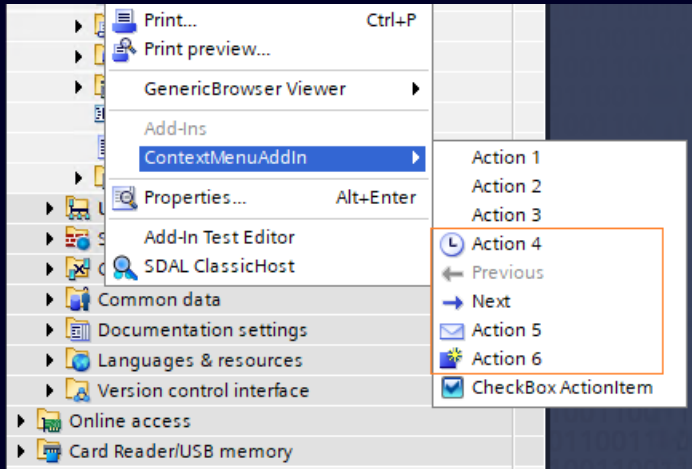


TIA Portal User interface language-aware Add-Ins

- Add-In authors can create multilingual Add-Ins which follow the TIA Portal User interface language.
- Multilanguage texts can be provided for a context menu entry of an Add-In, Add-In UI and for feedback messages logged from Add-In to TIA Portal output view.
- If the TIA Portal language is changed after activation of the Add-In, then the Add-In needs to be reactivated to adapt to this new language.

TIA Portal Add-Ins

Icon support for Add-Ins



Icon support for context menu Add-Ins

- Add-In authors can show their own custom icons for context menu entries of Add-Ins.
- Icons can be shown for all kinds of context menu entries except checkbox and radio button style context menus.
- This enables users with clear and faster recognition of menu entries. It enhances the user experience of Add-Ins, aligning it with TIA Portal UI standards.

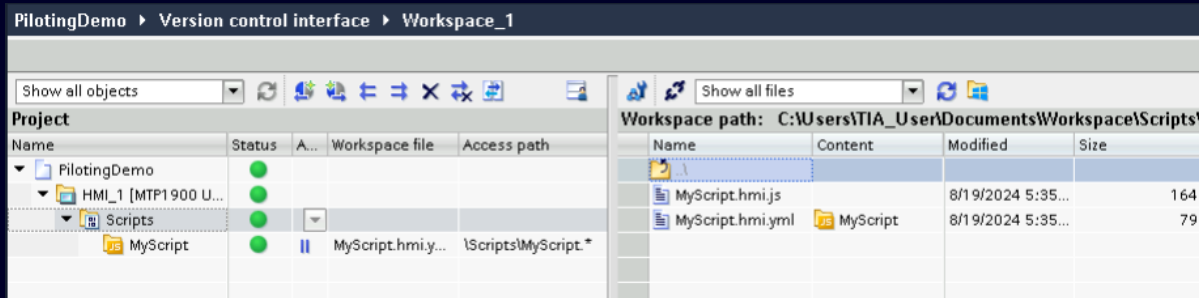
Performance Improvement in Add-Ins

- Improved performance of context menu Add-In display, no display timeout issues.
- Add-Ins are stateful from V20 onwards.

Version Control Interface (VCI)

Version Control Interface (VCI)

HMI Global Script Modules available in VCI



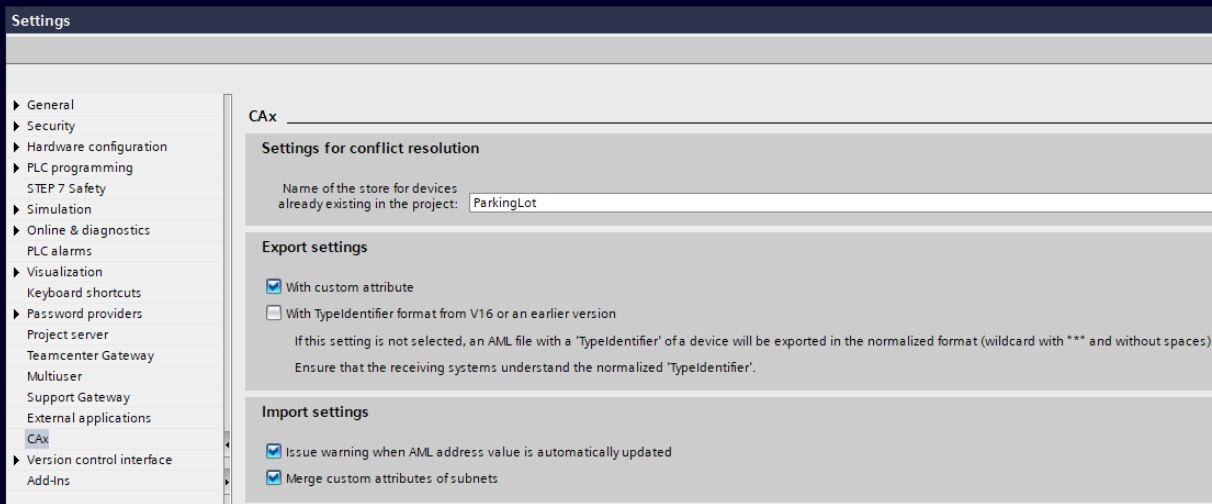
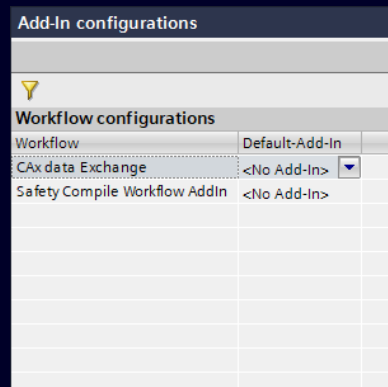
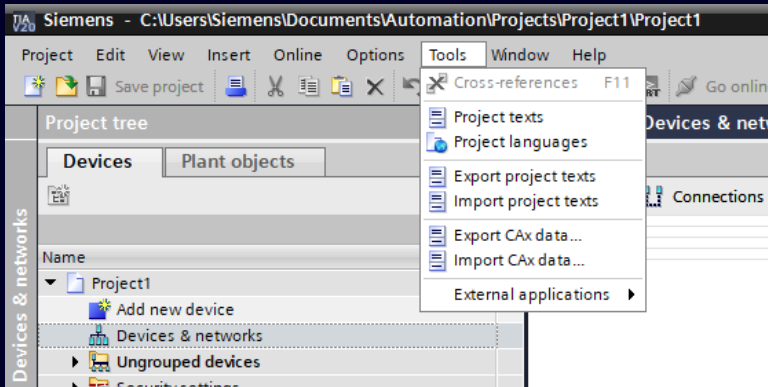
Export/Import of HMI Global Script Modules through VCI

- Possible to export and import HMI Global Script Modules using VCI.
- User can now export/import JavaScript files via VCI, thus allowing better mergeability and easy exchange with source control.
- HMI Global Script Modules exports as multiple documents, thus allowing clear segregation of master module file and individual JavaScript files.
- User can source control HMI Global Script Modules through VCI.

CAX: AutomationML & Publication Tools

CAX

AutomationML data exchange in TIA Portal V20



TIA Portal CAX

- The CAX interface provides you with the option of exchanging hardware information in AutomationML format between TIA Portal and ECAD systems in accordance with the Application Recommendation Automation Project Configuration (AR APC) standard.
- In addition to exchanging devices, modules and networks, selected parameters can also be exchanged with ECAD systems.
- The definitions of the available parameters can be easily determined using the CAX Publication Tools and can then be imported into other tools.

Innovations in V20

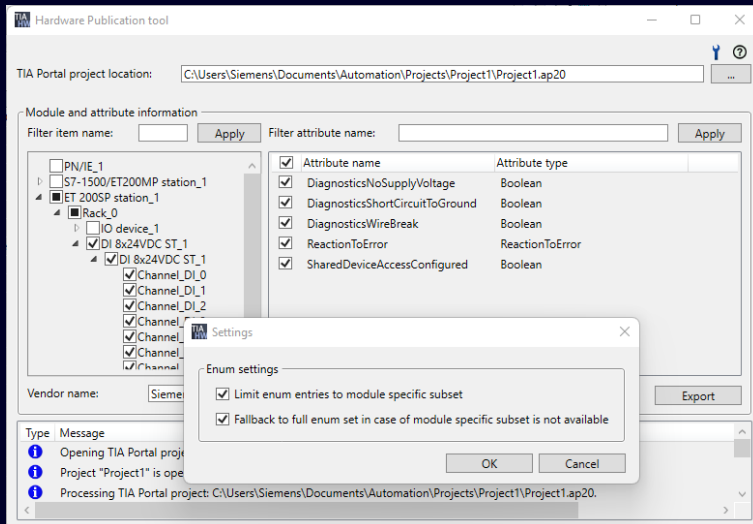
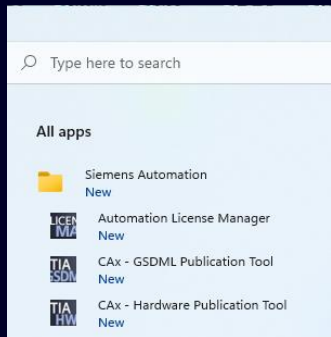
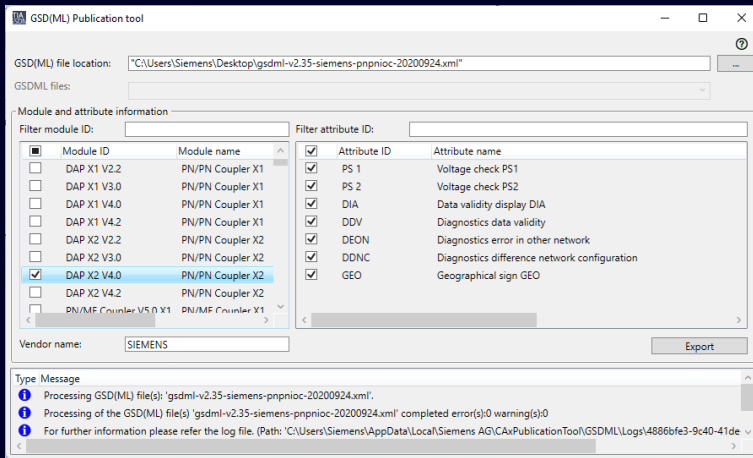
- CAX Import supports automatic opening of referred global libraries if the AutomationML file contains library references which are in 'preview' state in TIA Portal.
- Import of AutomationML files containing library references which are created from modules connected to master controller is supported with some limitations.
- For communication objects (interfaces, ports), the exchange of multilingual comment attributes is available using AutomationML.
- Support for CAX Add-In template is available which allows the users to create their own Add-Ins to perform custom actions during CAX Export/Import.

Benefits

- Consistent data exchange for hardware configuration across systems, e.g. from TIA Selection Tool to EPLAN Electric P8 to TIA Portal
- Extended reuse of hardware configuration created outside TIA Portal
- Optional exchange of module and channel parameters by enabling "custom attributes"

CAX

TIA Portal CAX Publication Tools V3.0



TIA Portal CAX Publication Tools

- The **GSD(ML) Publication Tool** can be used via GUI or Command Line to open device description files, display the device data they contain and select device attributes. These attributes can be exported with the tool as metadata.
- The **Hardware Publication Tool** can be used via GUI or Command Line to open TIA Portal projects, display the module data they contain and select module attributes. Module and channel attributes can be selected separately. These attributes can be exported with the tool as metadata.

Innovations in Version 3.0

- The exchangeable attributes can be determined for modules that are described using GSD or GSDX and made available for partner systems such as ECAD systems.
- An option to filter possible values for hardware parameters is available (preview feature)

Benefits

- Easy retrieval of available custom attributes via CAX Publication Tools
- Reuse the definition of available hardware parameter data for
 - EPLAN master data base (for custom attributes in EPLAN macros)
 - Openness applications (e.g. hardware project generators)
 - further more tools using the "Neutral" or "PcPm" formats

Order details

- The tools are part of the TIA Portal V20 installation and require an own license:
 - Version 3.0: 6ES7823-1JE03-0EA5
 - Upgrade to version V3.0: 6ES7823-1JE03-0EE5
 - Software Update Service (SUS): 6ES7823-1JE03-0EL5

User Management & Access Control (UMAC)

System functions

User Management & Access Control (UMAC)



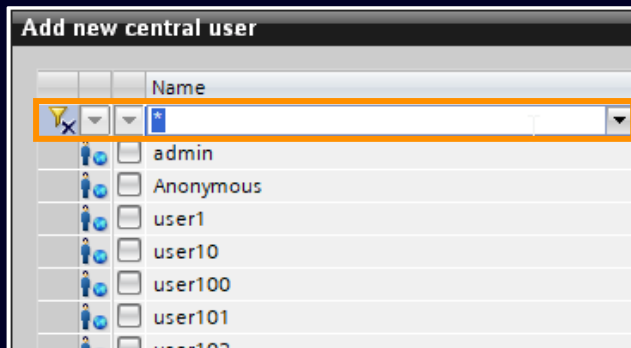
The TIA Portal project offers integrated **user administration and access protection**. For consistent access protection, **user roles** can be configured with **function rights** for engineering and runtime. Users and user groups can also be managed **centrally** by connecting TIA Portal to a **UMC domain**.

New

Filter central users and groups

At the import dialog for central users and groups a filter header is added.

→ This helps finding specific users and groups much faster.

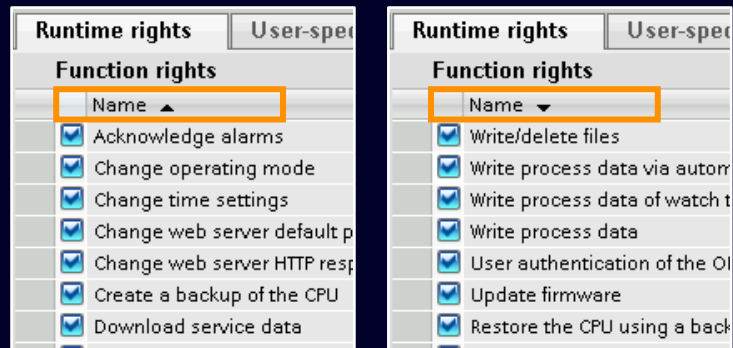


New

Sort runtime function rights

In the table header of runtime rights, the sort order can be defined as ascending or descending.

→ Sorting the list of function rights increase clearness when choosing the required entries.

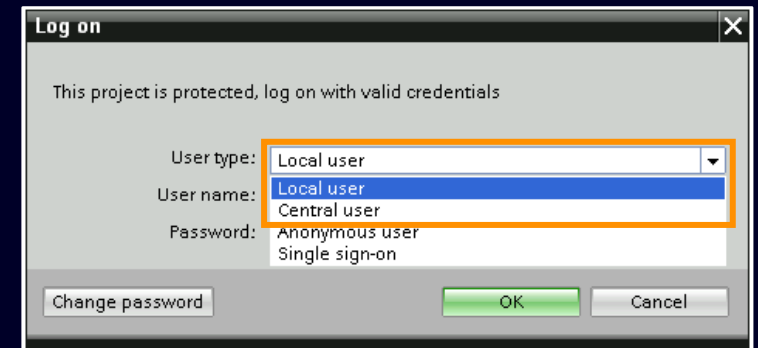


New

Adapted user type terminology

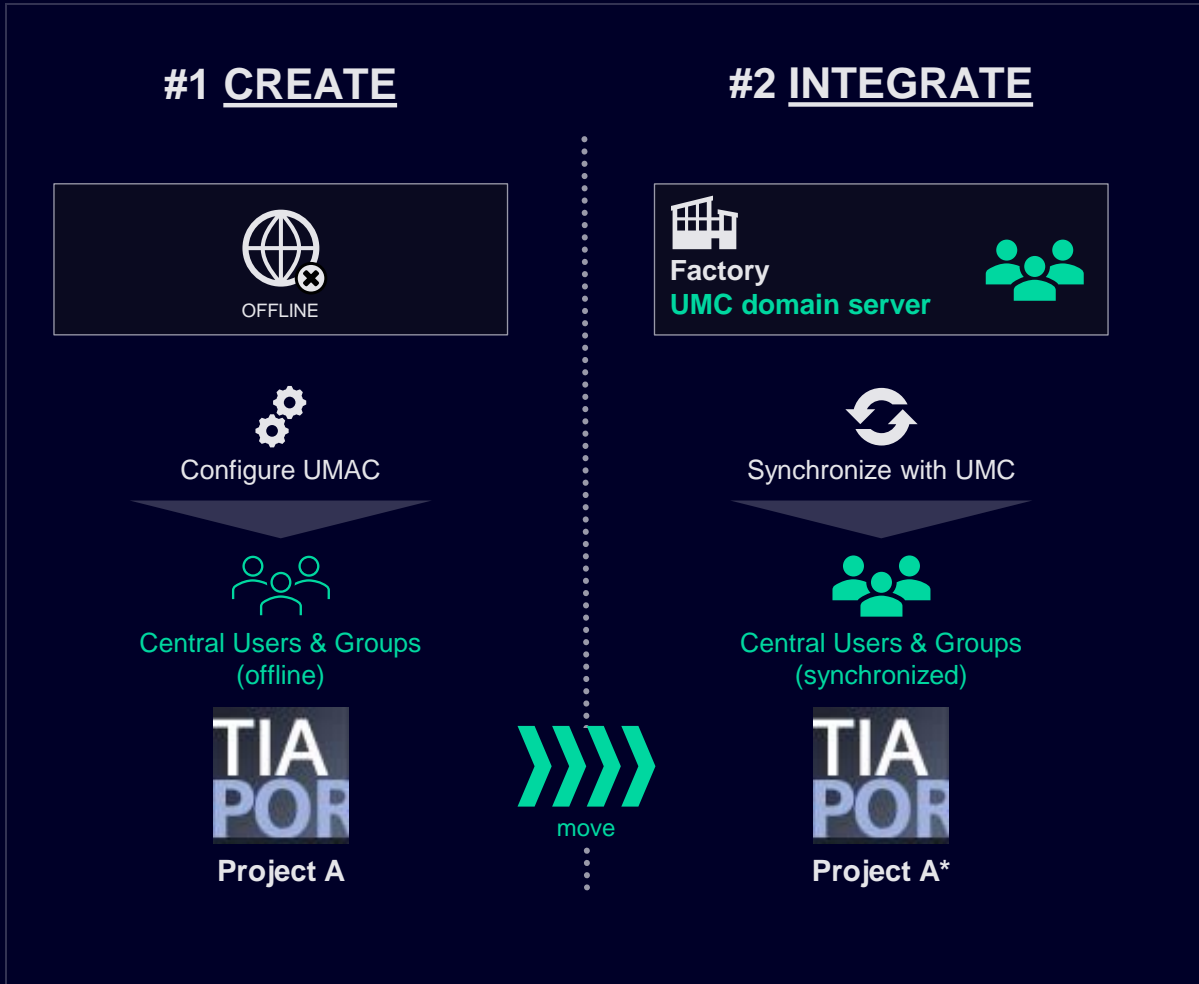
Rename of <Project user> to <Local user> and <Global user> to <Central user>.

→ Consistent user terminology with UMC and UMAC supported devices.



System functions

User Management & Access Control (UMAC)



Configure UMAC without UMC connection

Use case

- Create and manage UMC users and groups without the need to connect to a UMC domain.

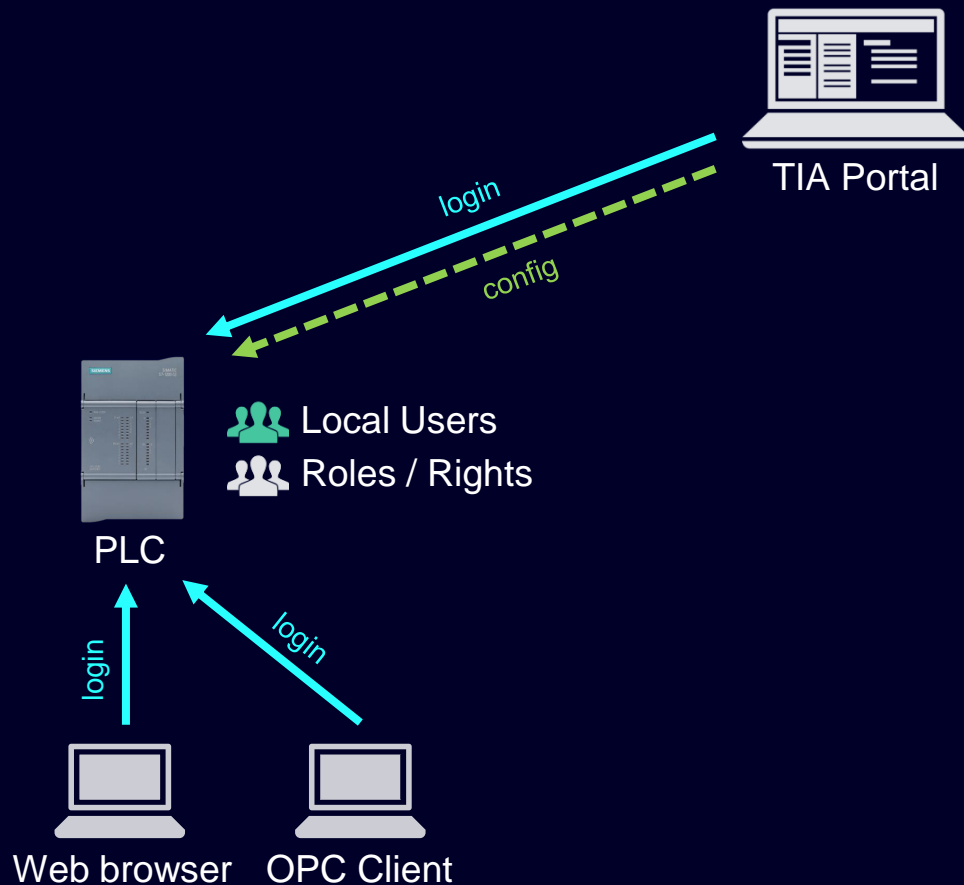
Feature workflow

1. <Add new user> creates now by default a local user.
2. Now able to change user type from local user to central user (offline).
3. Configure access control by assigning roles for this user.
4. [Move project to place of use]
5. Use the UMC synchronize function to merge central users and groups in the TIA Portal project with the connected UMC domain.
6. Users and groups that are not available in the UMC domain stay in the TIA Portal project as disabled users.

Benefit

- Able to completely preconfigure TIA Portal projects and the UMAC configuration without a connection to a UMC domain server. This reduces the integration and commissioning effort dramatically.

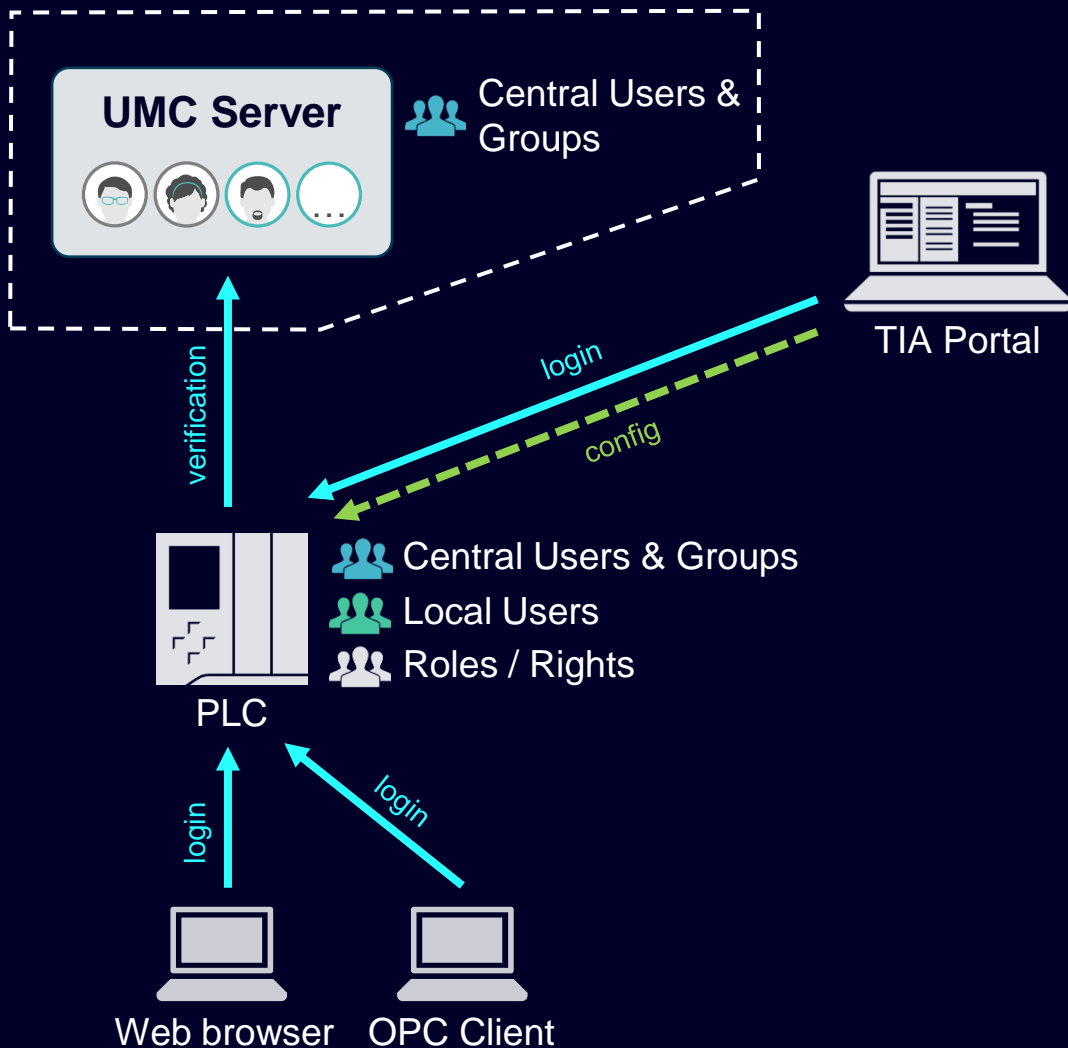
New UMAC for SIMATIC PLCs for S7-1200 / S7-1200 G2 CPUs



Flexible access control for multiple users, based on individual rights with unified user management:

- Unique user accounts with individual access rights for suitable access configuration according to user's tasks
- Single user account usable for different PLC services (e.g. engineering access, Webserver, OPC UA access)
- Roles / Rights concept for different PLC functionality integrated into existing TIA Portal UMAC configuration
- System defined PLC roles for easy configuration
- Improved security wizard for quick UMAC setup

Central UMAC support for SIMATIC PLCs for S7-1500 CPUs

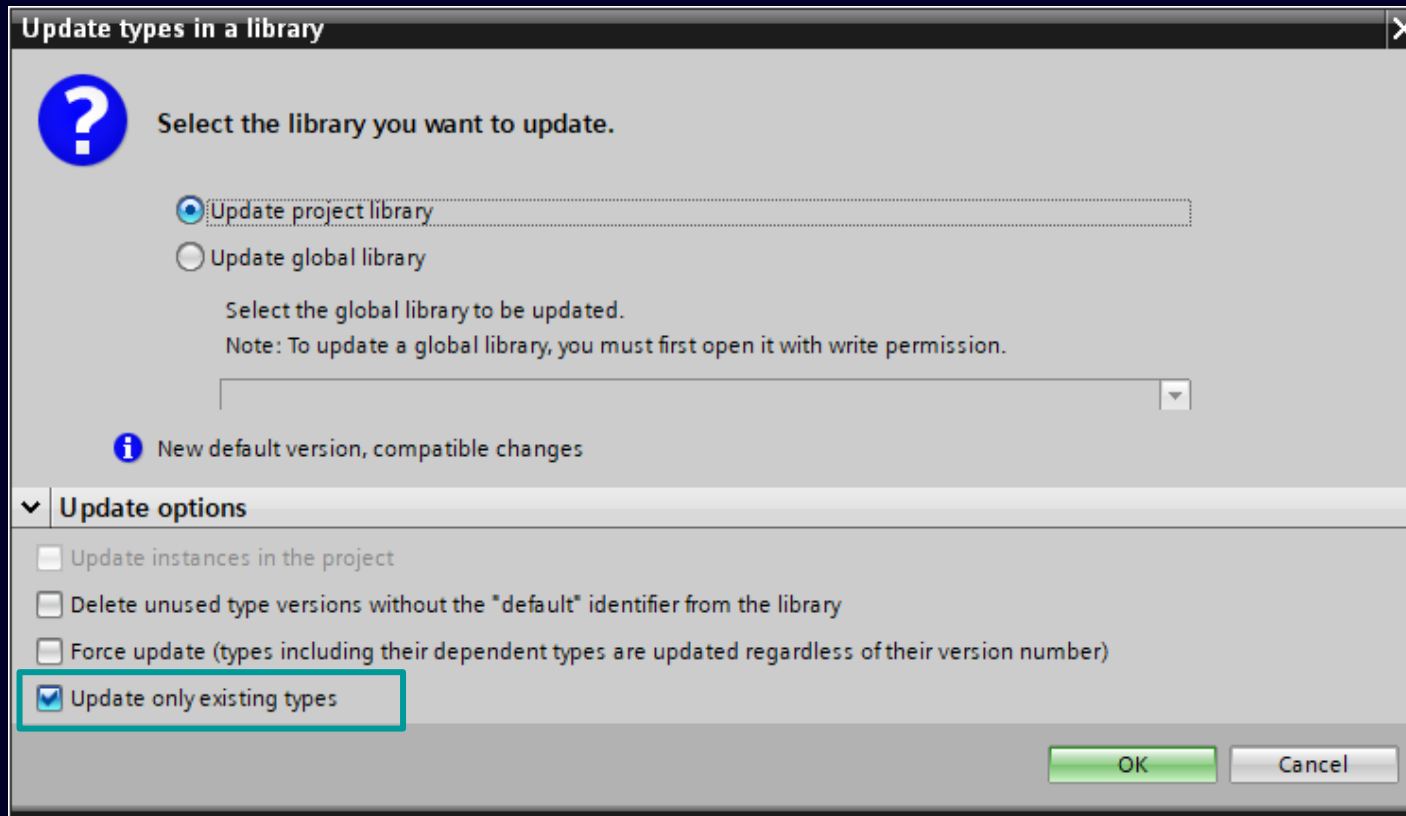


Flexible access control for multiple users, based on individual rights now also for larger environments:

- Unique user accounts with individual access rights for suitable access configuration according to user's tasks
- Roles / Rights concept for different PLC functionality integrated into existing TIA Portal UMAC configuration
- Support of UMC for Central User Management
- System defined PLC roles for easy configuration
- Improved security wizard for quick UMAC setup
- Available for S7-1500 CPUs incl. F, T, TF, R and H variants

TIA Portal Library Workflows

Update only existing types from a TIA Portal global library

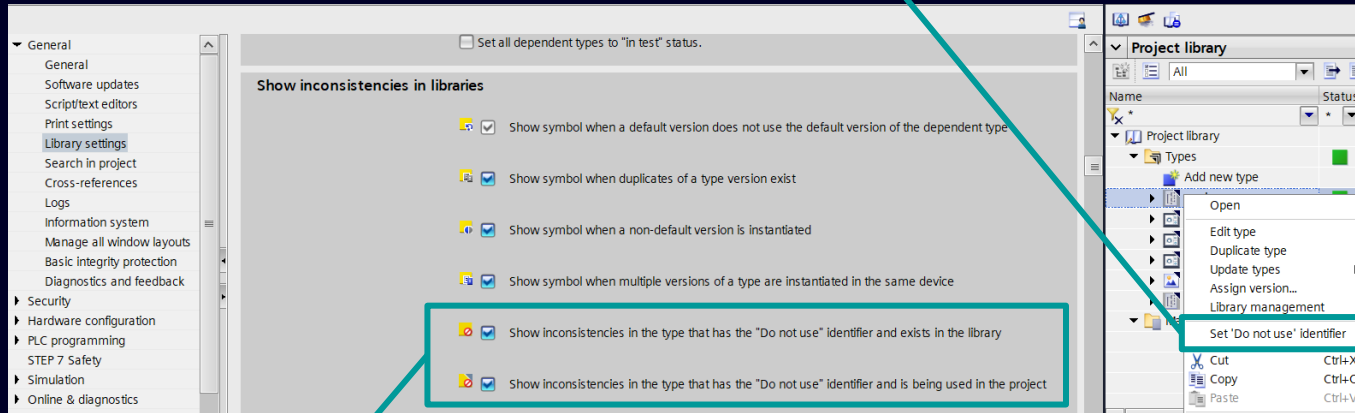


Update only existing types from a TIA Portal global library

- User can perform update operation which will update only types which exist in target (project library or global library).
- This option can be accessed in update library and update project from global library dialog box.

TIA Portal Library types marking “Do not use”

Mark type as “Do not use”



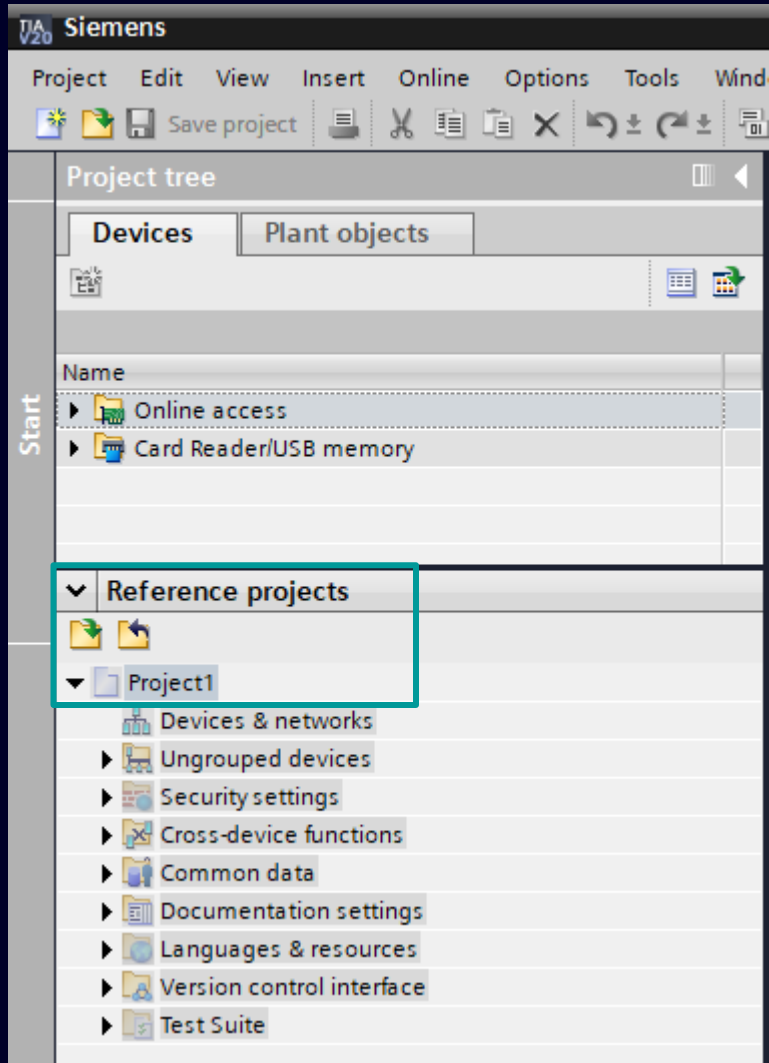
Adjust setting for library type consistency state.

TIA Portal Library types support “Do not use” marking

- New marking can be used to indicate e.g. a template usage of the type or mark a type as obsolete.
- Users can set “Do not use” via the context menu to apply the marking to library types.
- There are two additional library consistency settings to specify the consistency result when “Do not use” types are used in the library and / or the project.
- It is possible to filter types by using the status column.

TIA Portal Usability

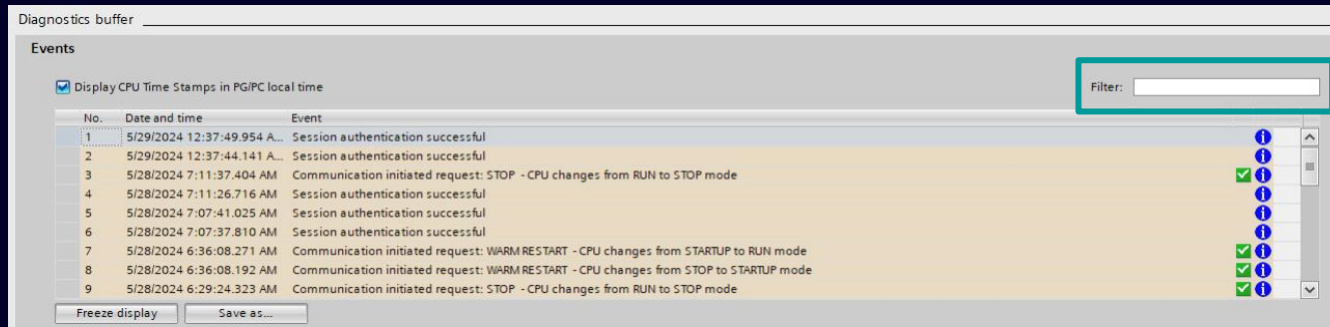
Open read-only TIA Portal projects



Open read-only TIA Portal projects

- If a project folder (and its contents) is read-only in Windows file system, TIA Portal will now open the project as a reference project.
- Before TIA Portal V20, the opening was canceled.
- Such TIA Portal projects can be opened
 - via “Open reference project”
 - via “Project” → “Open...” menu (new)
 - via Windows file explorer (new)

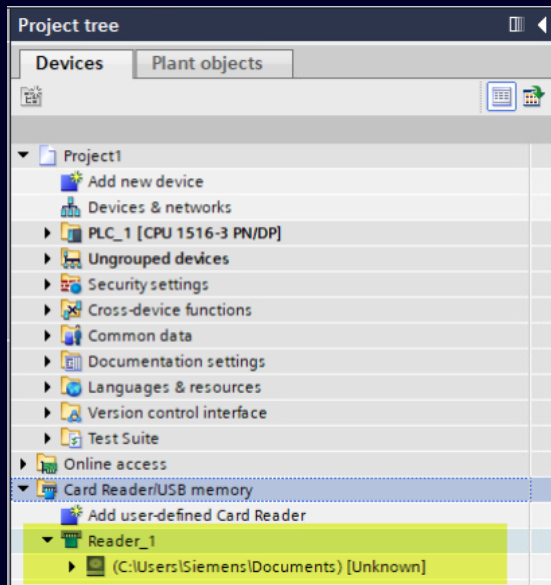
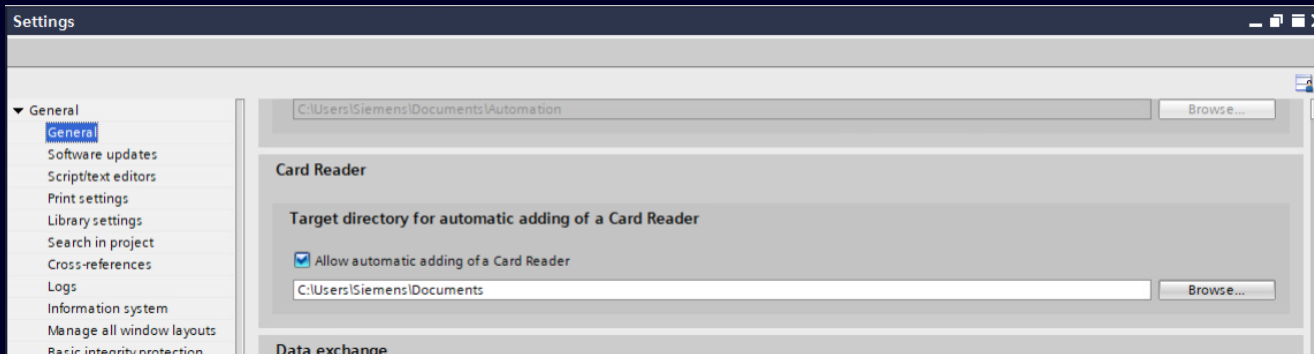
Filter for PLC diagnostics buffer



Filter for PLC diagnostics buffer

- Filter diagnostics buffer entries to simplify finding relevant events
- Filter for free text

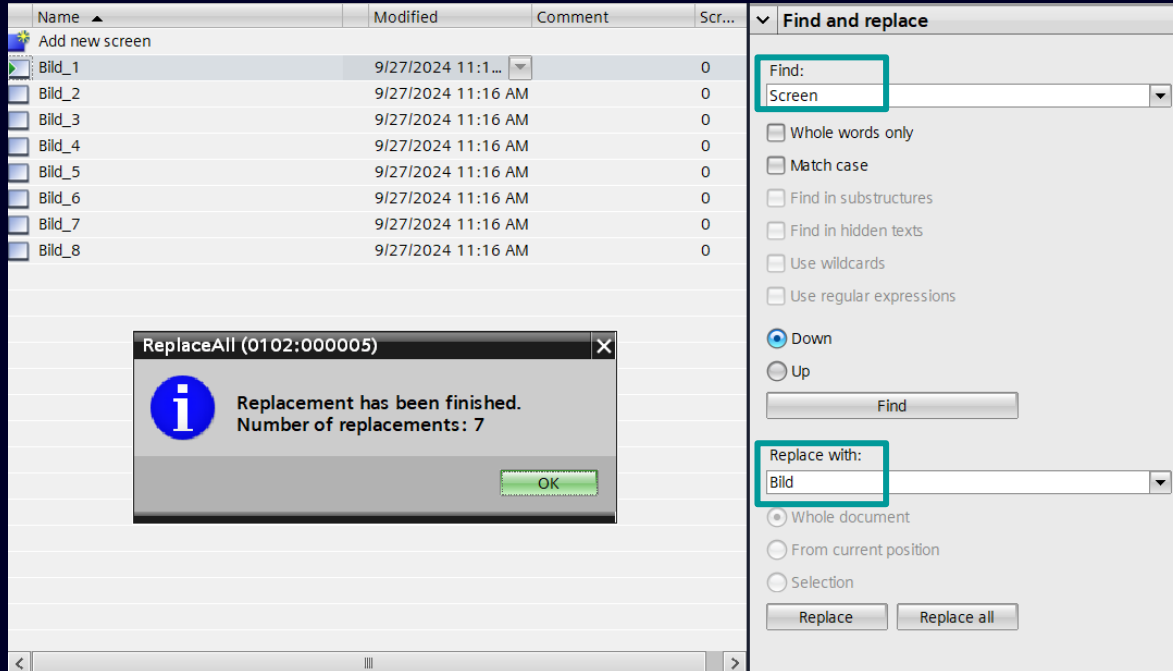
Persistent configuration of user-defined card reader



Persistent configuration of user-defined card reader

- The card reader configuration is saved under TIA Portal Settings “General”.
- The configured card reader will be automatically shown in the project tree after a TIA Portal restart.

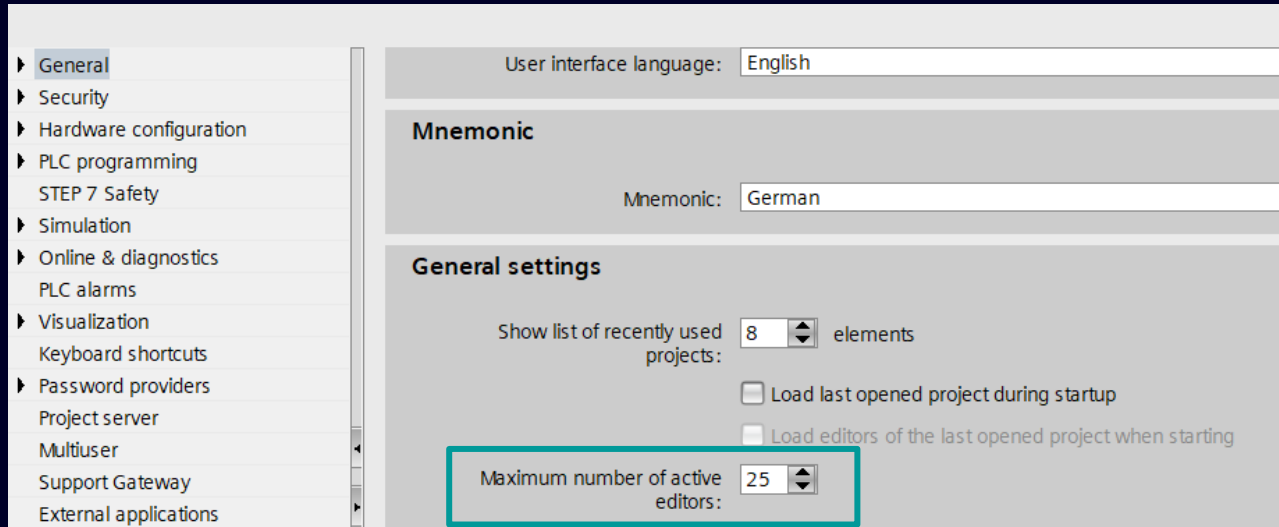
Project Navigator Overview – Search in Details View



Find & Replace in Overview Editor – Details View

- Local “Find and Replace” functionality is available in Overview Editor – Details View for all columns.
- Search options “Whole Word” and “Match Case” are supported.
- “Replace” and “Replace all” is possible.

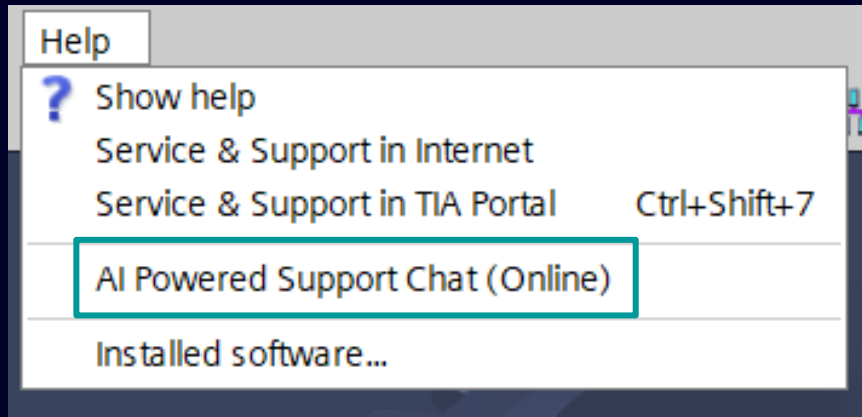
TIA Portal Editor Handling – Resource Management



TIA Portal improved editor resource management

- The improved editor resource management allows the user to open more editors in TIA Portal without any restrictions.
- The setting “Maximum number of active editors” defines the number of latest editors kept in active state during a TIA Portal session. The editors that have not been used recently, go into a hibernated state.
- Changing the value of the setting will affect the number of active editors.
- Accessing a hibernated editor can take the same time as opening it.

Link to AI Powered Support Chat (Online)



New help menu entry to start AI Powered Support Chat

- By pressing the button you will be directly linked to the SiePortal web page
- Multilingual Query Capability
- Comprehensive Response Delivery
 - Receive a detailed answer
 - Get a direct link to the specific file containing the information you need

TIA Portal V20

SIMATIC AX

SIMATIC WinCC Unified – Innovations

- Enhanced compile time and RT performance
- Engineering enhancements (system functions, dynamization overview, control toolbar buttons available via scripting,..)
- Improved Engineering efficiency (Corporate Designer, Graphic handling, library, faceplates, CFL, ...)
- Connectivity (LOGO!, multiplex DB-Name, ..)
- Improvements in options (PaCo, Audit)
- User and role specific start screens
- Redundancy
- Process Orchestration (MTP)



SINAMICS Startdrive & DCC – Innovations

- Export backup file
- Drive parameter compare
- Unit switching
- Support of new drive firmware functions



TIA Cloud Services

- TIA Portal Cloud & TIA Portal Cloud Connector
- TIA Project-Server Cloud



SIMATIC Hardware

- S7-1200 G2
- SIMATIC Controller S7-1500 Standard & F
- Redundant Controller S7-1500 R/H
- SIMATIC ET 200SP Open Controller 3
- SIMATIC S7-1500V
- S7-Web Server
- Safety Integrated



System functions

- Upgrading TIA Portal projects
- PROFINET IRT features
- TIA Portal Documentation
- TIA Portal Openness
- TIA Portal Add-Ins
- Version Control Interface (VCI)
- CAx: AutomationML & Publication Tools
- TIA Portal User Management & Access Control (UMAC)
- TIA Portal Library Workflows
- TIA Portal Usability



SIMATIC AX - Automation Xpansion

- IT-like PLC engineering workflow (without TIA Portal): Textual hardware configuration
- Support of SIMATIC S7-1500V
- Limited Sales release in USA



TIA Portal Options

SIMATIC STEP 7 Safety

SIMATIC Safe Kinematics

TIA Portal Multiuser

SIMATIC Robot Library

OPC UA

SIMATIC S7-PLCSIM / S7-PLCSIM Advanced

SIMATIC Target for Simulink

TIA Portal Test Suite

SIMATIC Visualization Architect (SiVArc)

SIMATIC Modular Automation (MTP)



Central User Management (UMC)

Modular Application Creator

SIMATIC ProDiag / SysDiag

TIA Portal Teamcenter Gateway

TIA Package Manager



TIA Portal Safety Validation Assistant



SIMATIC WinCC – Innovations

- Engineering of Professional, Advanced and Unified on one PC
- WinCC Advanced: no new RT Advanced V20 Version
- WinCC Professional: Support of dynamic SVG, WebUX (deep link, recipe control),...



SIMATIC STEP 7 – Innovations

- Continuous Integration: new LAD export/import format
- Online features for named value data types
- Named value types used by safety blocks and in type libraries



SIMATIC Motion Control – Innovations

- New Hardware S7-1500 T/TF
- New Single Axis Operations / New Synchronous Operations
- Support of second PROFINET IRT interface
- Cross-PLC synchronous operation using PN/PN Coupler
- Kinematics



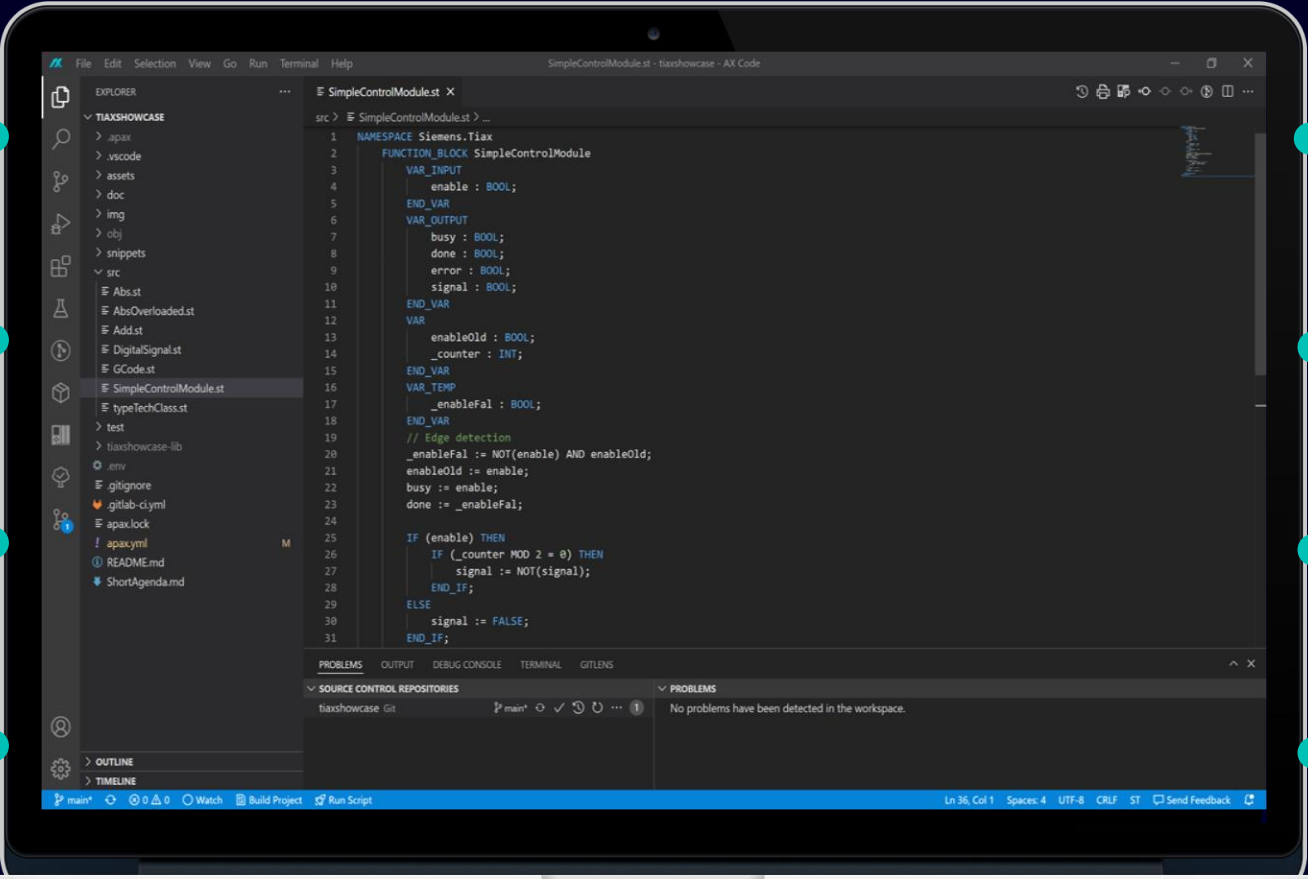
SIMATIC AX in a nutshell

Object-Oriented Programming (OOP) with Structured Text

Unit Testing

Source Control Management via GIT

Package Management



Continuous Integration Pipelines

Cloud Connection

Community approach with Open Source

Human-readable plain-text code

SIMATIC AX Engineering Workflows

From TIAX to IT-like PLC engineering



Supported Hardware (as of 11/2024)

Supported Hardware

CPU 1511-1 PN (6ES7 511-1AL03-0AB0, V3.0 and V3.1)

CPU 1513-1 PN (6ES7 513-1AM03-0AB0, V3.0 and V3.1)

CPU 1515-2 PN (6ES7 515-2AN03-0AB0, V3.0 and V3.1)

CPU 1516-3 PN/DP (6ES7 516-3AP03-0AB0, V3.0 and V3.1)

CPU 1517-3 PN/DP (6ES7 517-3AP00-0AB0, V3.0 and V3.1)

CPU 1518-4 PN/DP (6ES7 518-4AP00-0AB0, V3.0 and V3.1)

all PROFINET-devices (incl. drives) for which GSDML files are provided, regardless of manufacturer

this includes the complete SIEMENS ET200SP, ET200MP and even legacy systems

S7-1500V

NEW

Rollout & Availability

Limited Sales Release¹

Europe

- Germany
- France
- Netherlands
- Belgium
- Italy
- Spain
- Portugal
- UK
- Austria
- Ireland
- Bulgaria
- Czech Republic
- Poland
- Sweden
- Switzerland
- Denmark
- Finland
- Norway
- Croatia
- Hungary

America

- USA

Asia

- China (mainland)

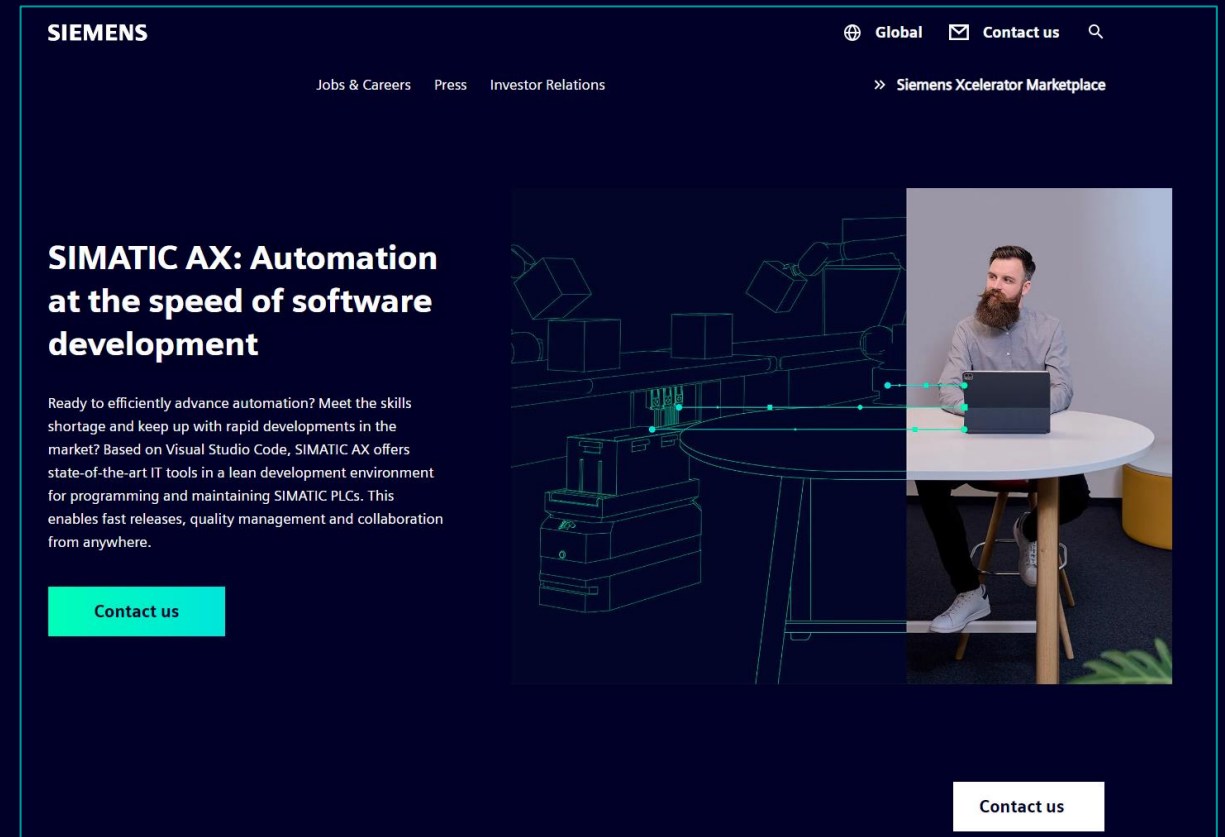
¹ No free market access of SIMATIC AX. All SIMATIC AX projects must be aligned with DI FA according to the defined process. Please contact your local DI FA SSP.

Want to know more?
Visit the SIMATIC AX website on Siemens.com

Visit SIMATIC AX

www.siemens.com/simatic-ax

Click here 



The screenshot shows the SIMATIC AX website landing page. At the top left is the SIEMENS logo. To the right are navigation links: Global, Contact us, and a search icon. Below these are links for Jobs & Careers, Press, Investor Relations, and Siemens Xcelerator Marketplace. The main content area features a large heading: **SIMATIC AX: Automation at the speed of software development**. Below the heading is a paragraph: "Ready to efficiently advance automation? Meet the skills shortage and keep up with rapid developments in the market? Based on Visual Studio Code, SIMATIC AX offers state-of-the-art IT tools in a lean development environment for programming and maintaining SIMATIC PLCs. This enables fast releases, quality management and collaboration from anywhere." A red button labeled "Contact us" is positioned below the text. On the right side of the page, there is a photograph of a man with a beard sitting at a table with a laptop, overlaid with a technical diagram of a SIMATIC PLC system. A second "Contact us" button is located at the bottom right of the page.

TIA Portal V20

TIA Portal Options

SIMATIC WinCC Unified – Innovations

- Enhanced compile time and RT performance
- Engineering enhancements (system functions, dynamization overview, control toolbar buttons available via scripting,...)
- Improved Engineering efficiency (Corporate Designer, Graphic handling, library, faceplates, CFL, ...)
- Connectivity (LOGO!, multiplex DB-Name, ..)
- Improvements in options (PaCo, Audit)
- User and role specific start screens
- Redundancy
- Process Orchestration (MTP)



SINAMICS Startdrive & DCC – Innovations

- Export backup file
- Drive parameter compare
- Unit switching
- Support of new drive firmware functions



TIA Cloud Services

- TIA Portal Cloud & TIA Portal Cloud Connector
- TIA Project-Server Cloud



SIMATIC Hardware

- S7-1200 G2
- SIMATIC Controller S7-1500 Standard & F
- Redundant Controller S7-1500 R/H
- SIMATIC ET 200SP Open Controller 3
- SIMATIC S7-1500V
- S7-Web Server
- Safety Integrated



System functions

- Upgrading TIA Portal projects
- PROFINET IRT features
- TIA Portal Documentation
- TIA Portal Openness
- TIA Portal Add-Ins
- Version Control Interface (VCI)
- CAx: AutomationML & Publication Tools
- TIA Portal User Management & Access Control (UMAC)
- TIA Portal Library Workflows
- TIA Portal Usability



SIMATIC AX - Automation Xpansion

- IT-like PLC engineering workflow (without TIA Portal): Textual hardware configuration
- Support of SIMATIC S7-1500V
- Limited Sales release in USA



TIA Portal Options

SIMATIC STEP 7 Safety

SIMATIC Safe Kinematics

TIA Portal Multiuser

SIMATIC Robot Library

OPC UA

SIMATIC S7-PLCSIM / S7-PLCSIM Advanced

SIMATIC Target for Simulink

TIA Portal Test Suite

SIMATIC Visualization Architect (SiVArc)

SIMATIC Modular Automation (MTP)

Central User Management (UMC)

Modular Application Creator

SIMATIC ProDiag / SysDiag

TIA Portal Teamcenter Gateway

TIA Package Manager


TIA Portal Safety Validation Assistant



TIA Portal V20

TIA Portal Options

Content




- 01 SIMATIC STEP 7 Safety
- 02 SIMATIC Safe Kinematics
- 03 TIA Portal Multiuser
- 04 SIMATIC Robot Library
- 05 OPC UA
- 06 SIMATIC S7-PLCSIM / S7-PLCSIM Advanced
- 07 SIMATIC Target for Simulink
- 08 TIA Portal Test Suite
- 09 SIMATIC Visualization Architect (SiVArc)
- 10 SIMATIC Modular Automation (MTP)
- 11 Central User Management (UMC)
- 12 Modular Application Creator
- 13 SIMATIC ProDiag / SysDiag
- 14 TIA Portal Teamcenter Gateway
- 15 TIA Package Manager
- 16 TIA Portal Safety Validation Assistant

TIA Portal V20

TIA Portal Options

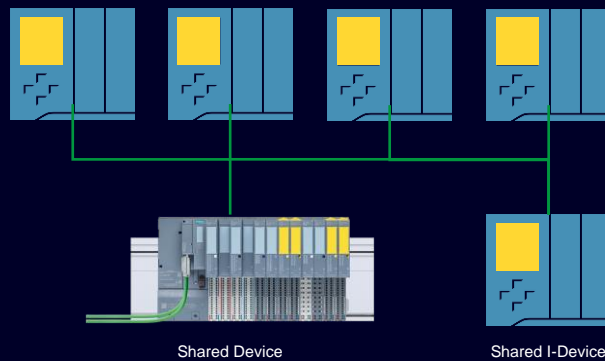
Content



01	SIMATIC STEP 7 Safety
02	SIMATIC Safe Kinematics
03	TIA Portal Multiuser
04	SIMATIC Robot Library
05	OPC UA
06	SIMATIC S7-PLCSIM / S7-PLCSIM Advanced
07	SIMATIC Target for Simulink
08	TIA Portal Test Suite
09	SIMATIC Visualization Architect (SiVArc)
10	SIMATIC Modular Automation (MTP)
11	Central User Management (UMC)
12	Modular Application Creator
13	SIMATIC ProDiag / SysDiag
14	TIA Portal Teamcenter Gateway
15	TIA Package Manager
16	TIA Portal Safety Validation Assistant

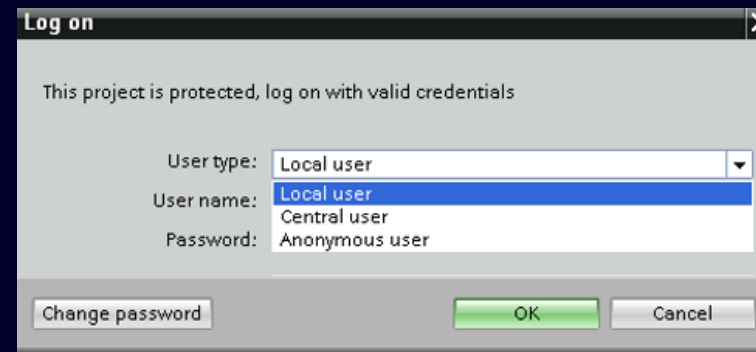
SIMATIC STEP 7 Safety

Integrated shared (I-) device



- Configuring of maximum 4 IO-Controller in one TIA-Project possible (instead of 2 based on V19)
- Upload in one TIA-Project possible for shared device & shared I-device
- The communication module CM1542-1 can be used as IO-Controller in Shared Device configurations

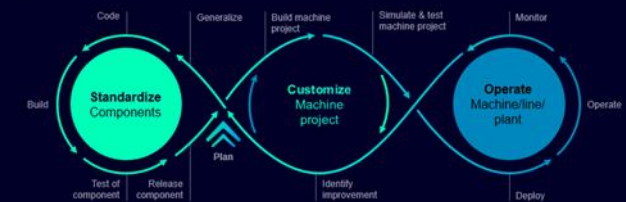
User management access control



- Support for runtime authentication via UMC server for all S7-1500 Failsafe PLCs
- Support for local UMAC authentication for S7-1200 Failsafe PLCs
- With UMC user groups changes of runtime failsafe user configuration without download are possible
- Active directory integration via UMC possible for runtime authentication on S7-1500

CI-Support for F-LAD


DevOps 4 Automation Standardized components with machine project



- Human readable representation of graphical code
- Source code only – no internal meta information
- Version independent syntax
- Works for F-LAD, LAD & DBs & UDTs
- Accessible via Openness

SIMATIC STEP 7 Safety

New PLCs (151xVF and 1200G2)



Virtual Failsafe SIMATIC S7-1500F PLC

- Hardware independence
- TIA Portal compatible
- App Management over IT/Edge

S7-1200F G2

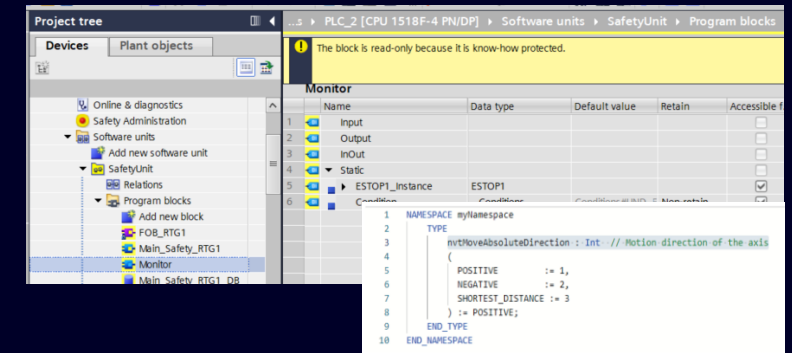
- Integrated in the complete range
- Improved F-IO Portfolio with F-SBs and mixed F-I/O modules
- Integrated in STEP 7 Basic

STEP 7 Safety Basic license



- S7-1200F seamlessly integrated in STEP 7
- No separate Safety license required from V20 onwards for S7-1200F
- Reduce entry costs
- STEP 7 Safety Basic will be discontinued from V20 onwards

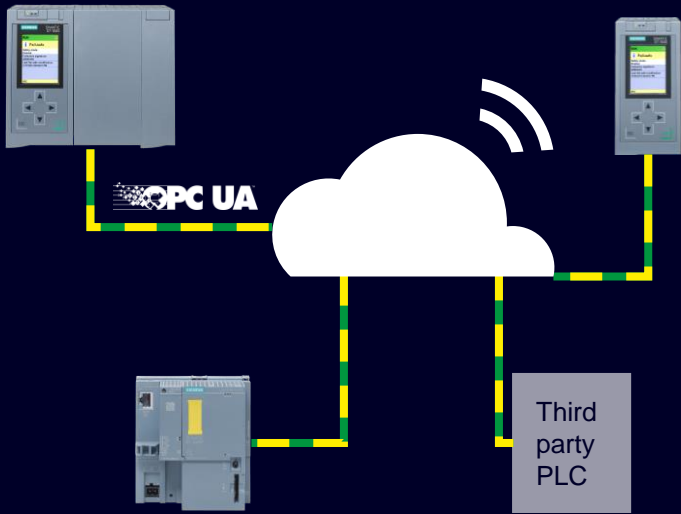
Named value types (NVT)-support for safety



- Know-how protection for Safety blocks utilizing NVTs
- Safety blocks utilizing NVTs may be used in type library (when not know-how protected)

OPC UA Safety

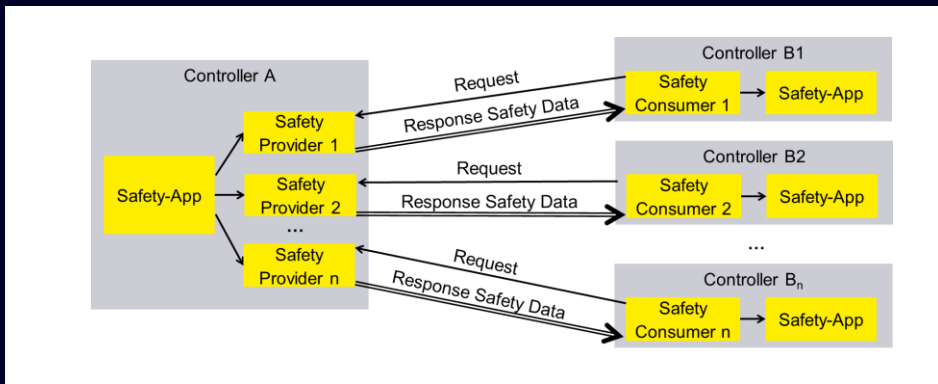
Applications requiring a peer-to-peer safety communication



Will be delivered with V20 update (exp. Q2/CY2025)

NEW


- **Fail-safe Controller-to-Controller (C2C) communication based on OPC UA for S7-1500F CPUs**
- **Vendor independent failsafe communication**
- **Flexible failsafe communication:**
 - Changing communication partners during runtime
 - Not limited to layer 2 networks
 - Global Unique Identifier (BaselD) for safety addressing
- **Dedicated application example for OPC UA Safety will be provided**
- **Focus applications:**
 - Infrastructure / AGVs / Remote control / Oil&Gas / Chemical
- **Limitations due to non deterministic nature of OPC UA**
 - Varying response times of typically $\geq \sim 500\text{ms}$ (increased safety timeout necessary)
 - Response times are CPU dependent and influenced by encryption and other communication



TIA Portal V20

TIA Portal Options

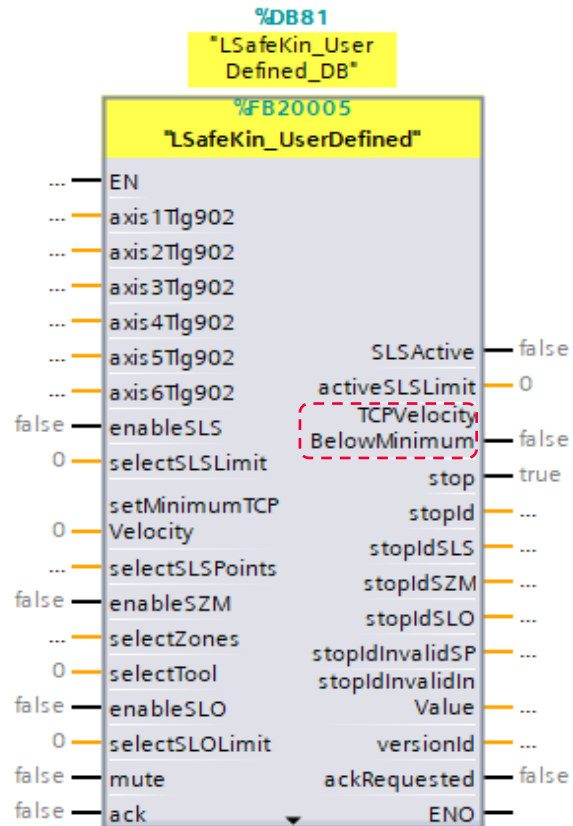
Content



- 01 SIMATIC STEP 7 Safety
- 02 SIMATIC Safe Kinematics
- 03 TIA Portal Multiuser
- 04 SIMATIC Robot Library
- 05 OPC UA
- 06 SIMATIC S7-PLCSIM / S7-PLCSIM Advanced
- 07 SIMATIC Target for Simulink
- 08 TIA Portal Test Suite
- 09 SIMATIC Visualization Architect (SiVArc)
- 10 SIMATIC Modular Automation (MTP)
- 11 Central User Management (UMC)
- 12 Modular Application Creator
- 13 SIMATIC ProDiag / SysDiag
- 14 TIA Portal Teamcenter Gateway
- 15 TIA Package Manager
- 16 TIA Portal Safety Validation Assistant

SIMATIC Safe Kinematics and SIMATIC Safe Kinematics for SPU

New Safety function for User-defined Kinematics



Monitor too fast and too slow

- The Function block **LSafeKin_UserDefined** monitors not only if a velocity limit was exceeded but now additionally, if a minimum velocity is maintained at the TCP
- In case the velocity is below the limit, the user program can react accordingly


Benefit

- In applications like laser cutting, a violation of minimum velocity can be handled safely in the User program for example by turning off the laser.

TIA Portal V20

TIA Portal Options

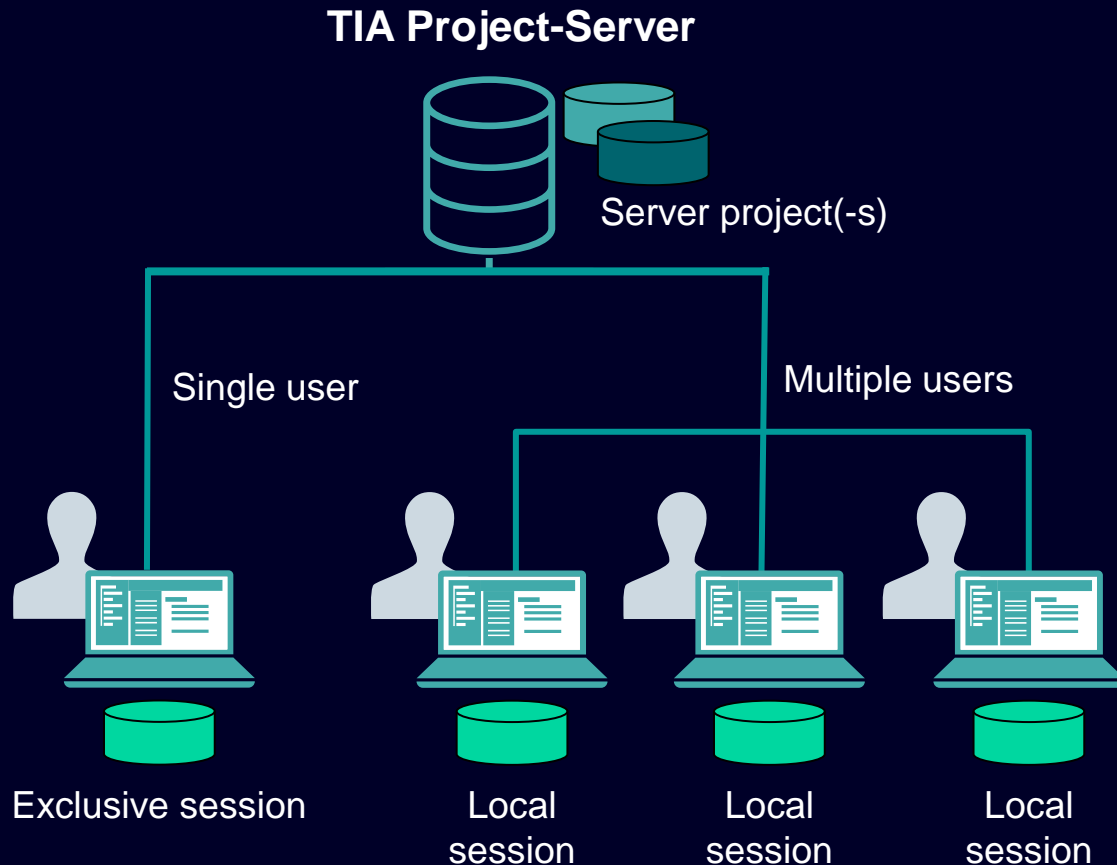
Content



- 01 SIMATIC STEP 7 Safety
- 02 SIMATIC Safe Kinematics
- 03 TIA Portal Multiuser
- 04 SIMATIC Robot Library
- 05 OPC UA
- 06 SIMATIC S7-PLCSIM / S7-PLCSIM Advanced
- 07 SIMATIC Target for Simulink
- 08 TIA Portal Test Suite
- 09 SIMATIC Visualization Architect (SiVArc)
- 10 SIMATIC Modular Automation (MTP)
- 11 Central User Management (UMC)
- 12 Modular Application Creator
- 13 SIMATIC ProDiag / SysDiag
- 14 TIA Portal Teamcenter Gateway
- 15 TIA Package Manager
- 16 TIA Portal Safety Validation Assistant

TIA Portal Multiuser Engineering

Enhanced functions and improved workflows



Multiuser engineering in TIA Portal enables simple collaboration on TIA Portal projects or libraries in engineering and commissioning.

Working together on TIA Portal projects significantly shortens configuration times and enables faster commissioning. You avoid time-consuming sending of data or coordination of changes.


Benefit in V20

- Integration of the Kerberos network authentication.
- Expansion of the Synchronous Commissioning Mode to include both Exclusive Session and Exclusive Multiuser Mode within the Multiuser Session.
- Enhancement of Openness functions to allow marking and unmarking of Multiuser objects and to facilitate collaboration with project server groups.
- Improved performance for project server connections, as well as during the creation and check-in of workflows.
- Automatic return to online mode following a successful check-in and refresh.
- Overall performance enhancements.

TIA Portal V20

TIA Portal Options

Content



- 01 SIMATIC STEP 7 Safety
- 02 SIMATIC Safe Kinematics
- 03 TIA Portal Multiuser
- 04 SIMATIC Robot Library
- 05 OPC UA
- 06 SIMATIC S7-PLCSIM / S7-PLCSIM Advanced
- 07 SIMATIC Target for Simulink
- 08 TIA Portal Test Suite
- 09 SIMATIC Visualization Architect (SiVArc)
- 10 SIMATIC Modular Automation (MTP)
- 11 Central User Management (UMC)
- 12 Modular Application Creator
- 13 SIMATIC ProDiag / SysDiag
- 14 TIA Portal Teamcenter Gateway
- 15 TIA Package Manager
- 16 TIA Portal Safety Validation Assistant

SIMATIC Robot Library

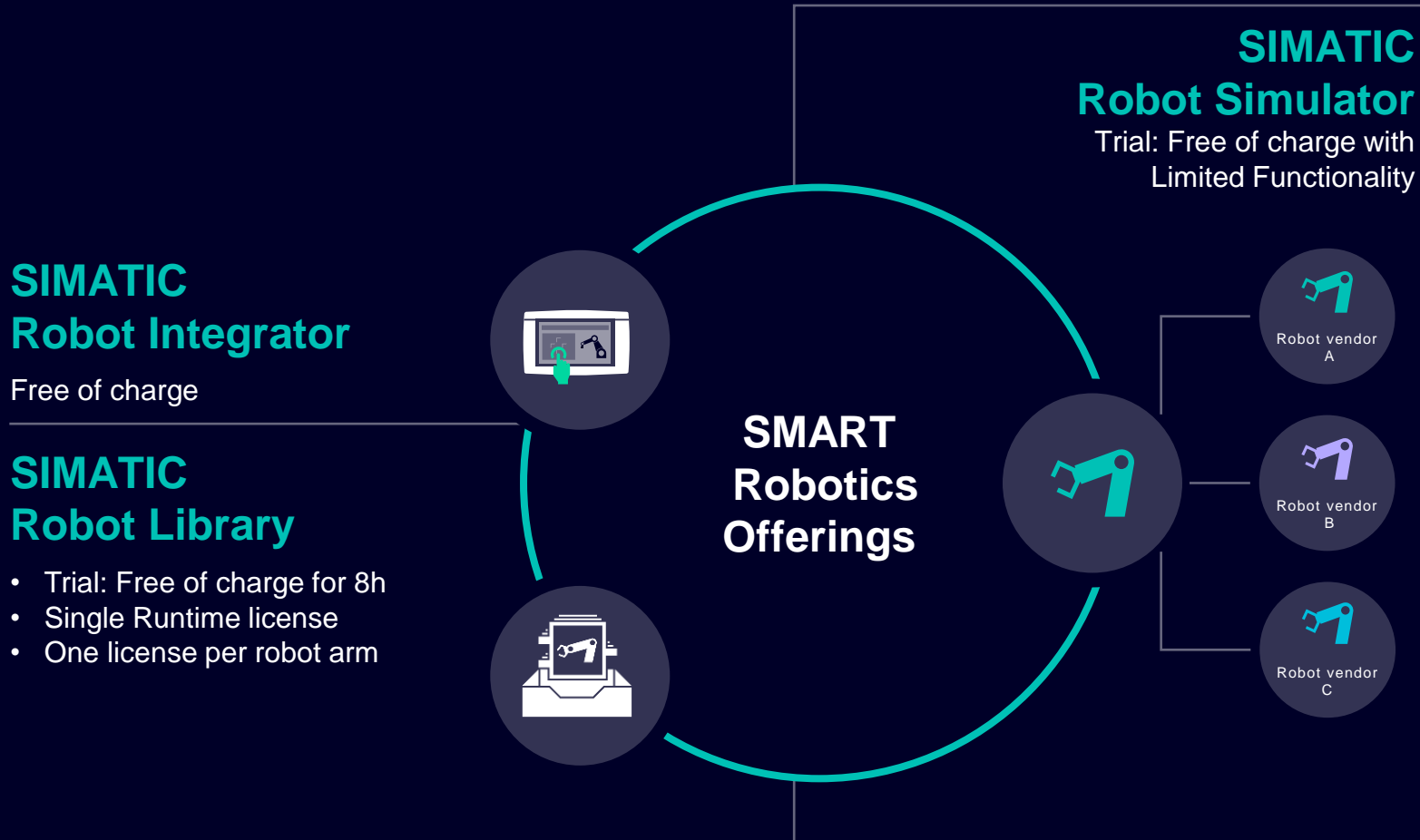
Supporting manufacturers

Available
 In progress
 Pending

Siemens Smart Robotics

Now making robot simulation more accessible



The **Robot Simulator** helps you to start with the **Robot Library** in the easiest way possible while enabling you to set up your entire cell virtually

SIMATIC Robot Simulator Functions

SIMATIC Robot Simulator



Use the SIMATIC Robot Simulator to increase the value of the SIMATIC Robot Library significantly

Functions

- SRCI based, cross vendor, virtual robot controller
- Seamless integration with existing SIMATIC portfolio
- Validation of robot paths incl. their sequence in early stage of the project regarding
 - Cycle time analysis
 - Singularity detection
 - Reachability analysis

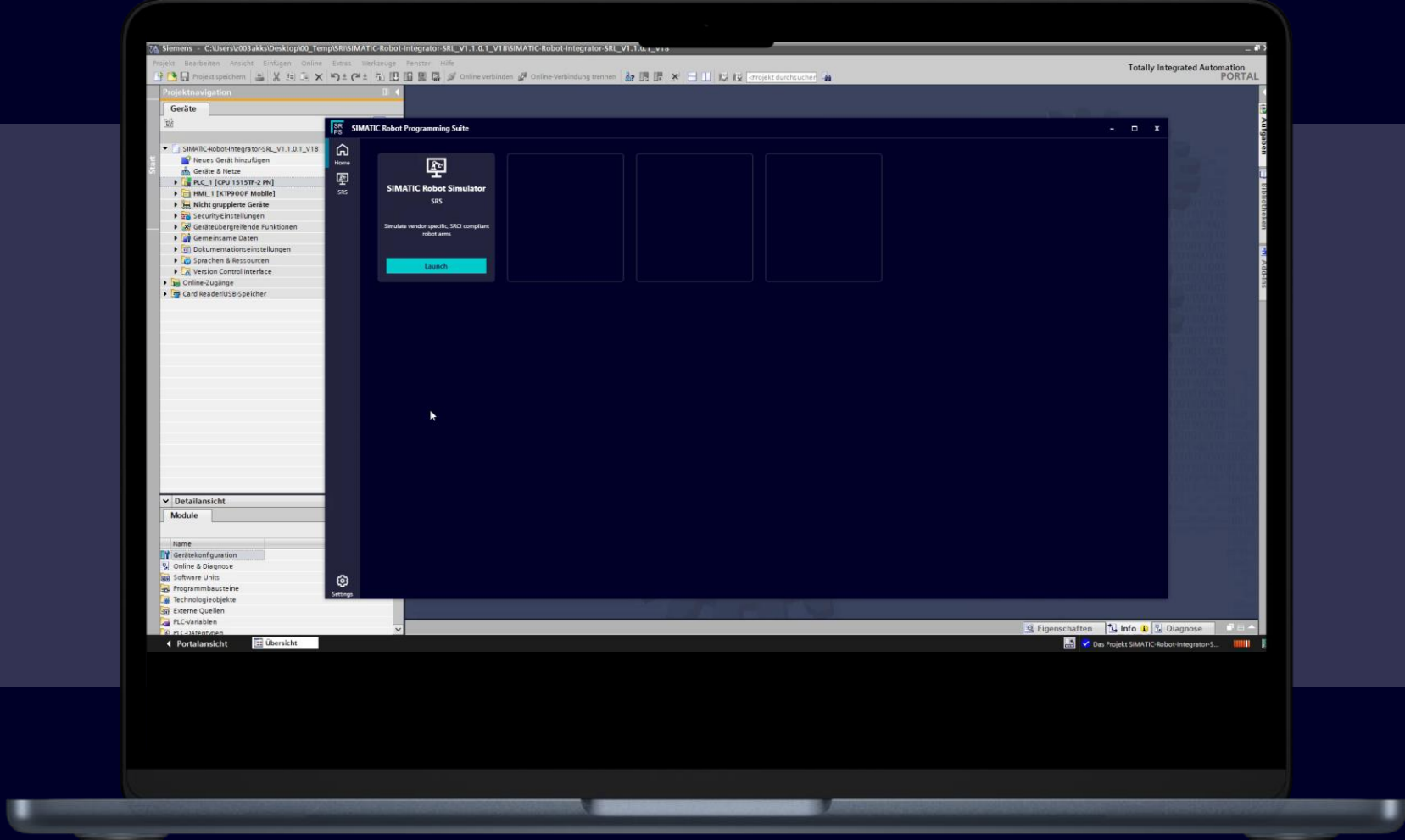


Products & Solutions

- SIMATIC Robot Simulator
- SIMATIC Robot Library
- SIMATIC S7-PLCSIM Advanced
- SIMATIC Robot Integrator

Demonstration of SIMATIC Robot Simulator


Discover how easy and quick the setup with SRS is



TIA Portal V20

TIA Portal Options

Content



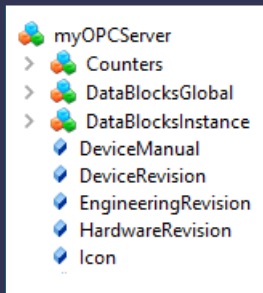
- 01 SIMATIC STEP 7 Safety
- 02 SIMATIC Safe Kinematics
- 03 TIA Portal Multiuser
- 04 SIMATIC Robot Library
- 05 OPC UA
- 06 SIMATIC S7-PLCSIM / S7-PLCSIM Advanced
- 07 SIMATIC Target for Simulink
- 08 TIA Portal Test Suite
- 09 SIMATIC Visualization Architect (SiVArc)
- 10 SIMATIC Modular Automation (MTP)
- 11 Central User Management (UMC)
- 12 Modular Application Creator
- 13 SIMATIC ProDiag / SysDiag
- 14 TIA Portal Teamcenter Gateway
- 15 TIA Package Manager
- 16 TIA Portal Safety Validation Assistant

OPC UA – improvement with V20 / FW V4.0

Overview of all new OPC UA features for S7-1500 PLCs



OPC UA Highlights



Quantity structures & Performance *)

- Increased number of nodes for user-defined server interfaces
- Increased number of possible server methods
- Higher performance for Read, Write and Subscriptions

Access control

- Support of access rights for individual OPC UA user
- High flexibility to make data available to authorized users only

Alarms & Conditions

- Alarms & events in individual language by different OPC UA users
- subscribe to 1 out of 3 languages, selectable by the OPC UA client
- subscribe all 3 languages at ones in parallel (to be consistent)

Subscription Handling

- Load balancing between different clients
- Subscription can be transferred to other available OPC UA clients

Interface modeling

- TIA Portal Add-In for fast & easy creation of user-defined interfaces
- Replacement of generic SIMATIC server interface with user-defined interfaces

*) new S7-1517/1518 HW only

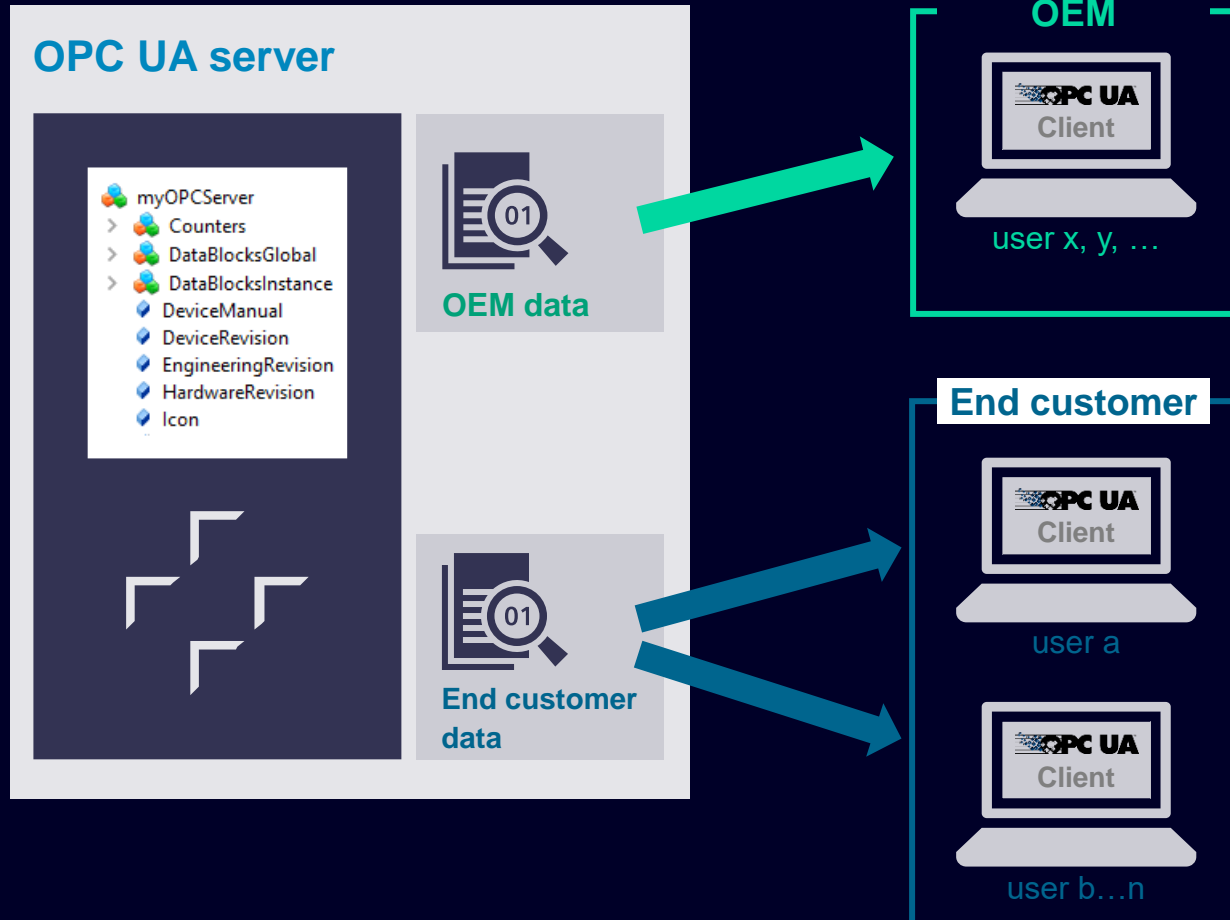
OPC UA improvements V20 / FW 4.0

Higher performance & increased quantity structures

	CPU 1517	CPU 1517 (new)	CPU 1518	CPU 1518 (new)
<i>Improvements quantity structures</i>				
User-defined server Interface				
No. of server interfaces	10	10	10	10
No. of nodes for user-defined server interfaces	30,000	➔ 100,000	30,000 / 50,000 (V19)	➔ 200,000
Subscriptions				
No. of subscriptions per session	50	50	50	50
No. of monitored items, total	50,000	50,000	50,000	➔ 60,000
Methods				
No. of server methods	100	➔ 4,000	100	➔ 8,000
No. of parallel running server methods, max	20	➔ 100	20	➔ 200
No. of in/outputs per server method	20	20	20	20
<i>Improvements performance</i>				
Read, Write		➔ up to factor 4 faster		➔ up to factor 3 faster
No. of monitored items (with 1s sampling/publish interval)	10,000	➔ 50,000	10,000 / 24,000 (V18)	➔ 60,000

OPC UA – User & Roles

Defined access to variables by different OPC UA users



Support of access rights for individual OPC UA user

Definition of access rights at the OPC UA server

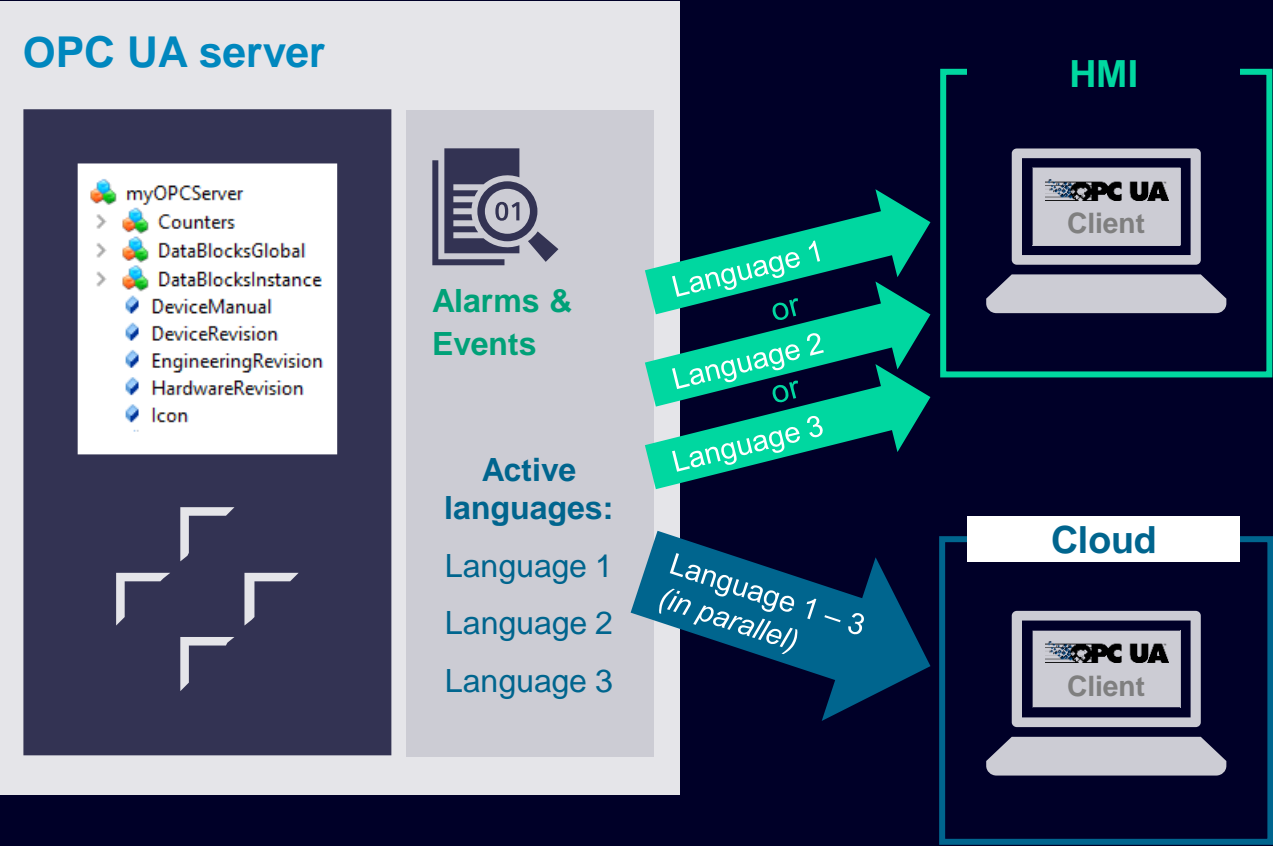
- for each OPC UA client / role individual
- based on node set or interfaces
- pre-defined in user information model (e.g. Companion specs, using SiOME)

Benefits

- High flexibility to make data available to authorized users only
- Quick & easy engineering within TIA Portal
- Access management based on UMAC concept (local and central user management)

OPC UA – A&C multi language support

Alarms & events in individual language by different OPC UA users



Use Cases

A) plant & machine control

get information about any issues and production stops or periodical alarms and maintenance

- subscribe to 1 out of 3 languages, selectable by the OPC UA client

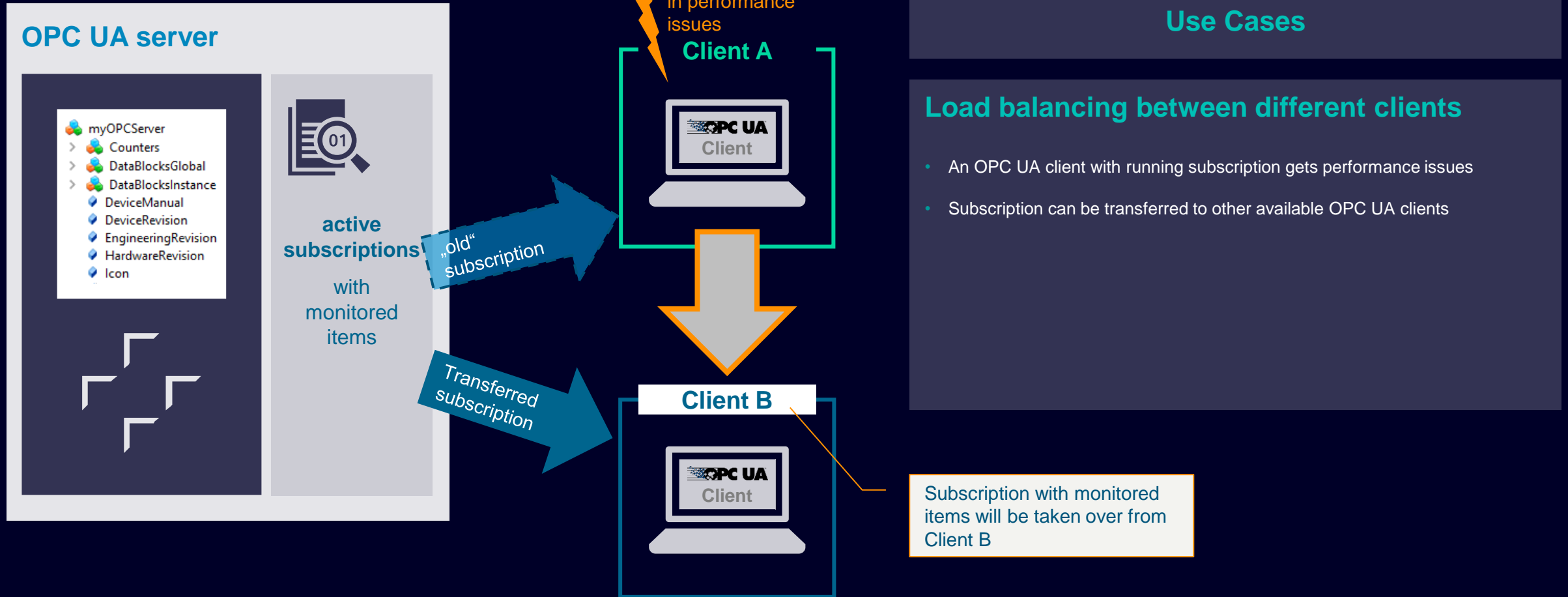
B) predictive maintenance

user would like to collect all alarms & events in a central data system for investigations

- subscribe all 3 languages at ones in parallel (to be consistent)

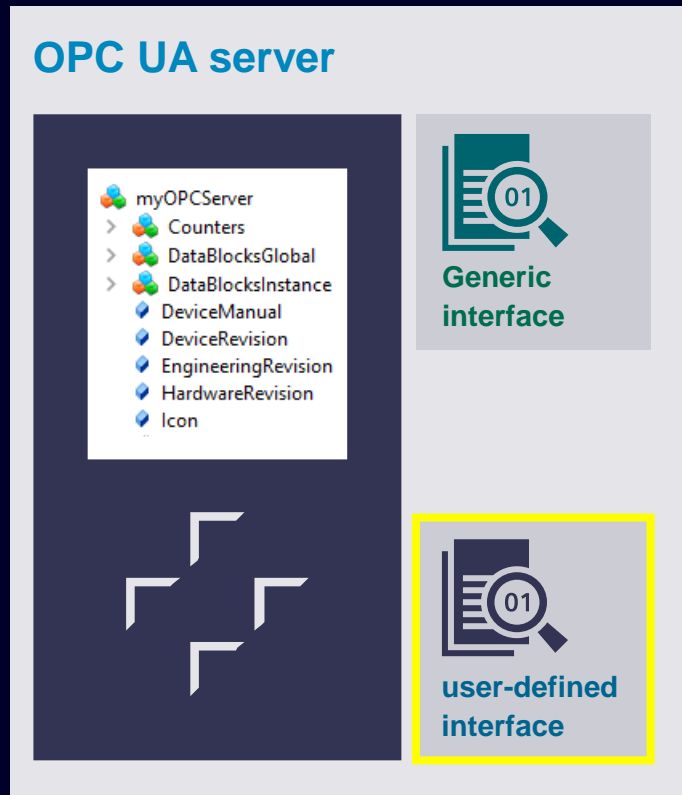
OPC UA – Transfer Subscription

Handling of subscription by the external clients



OPC UA – TIA Portal Add-In for user-defined interfaces

Fast & easy creation of user-defined interfaces



New TIA Portal Add-In creates a user-defined interface for OPC UA server

Enhanced performance

- Replacement of generic SIMATIC server interface with user-defined interfaces that offers improved performance

Automatic interface generation

- Create server interfaces for S7-1200 and S7-1500 R/H PLCs which do not support the generic SIMATIC server interface

Customization to fit project needs

- Provide flexibility by allowing customization of the server interface to meet specific project requirements

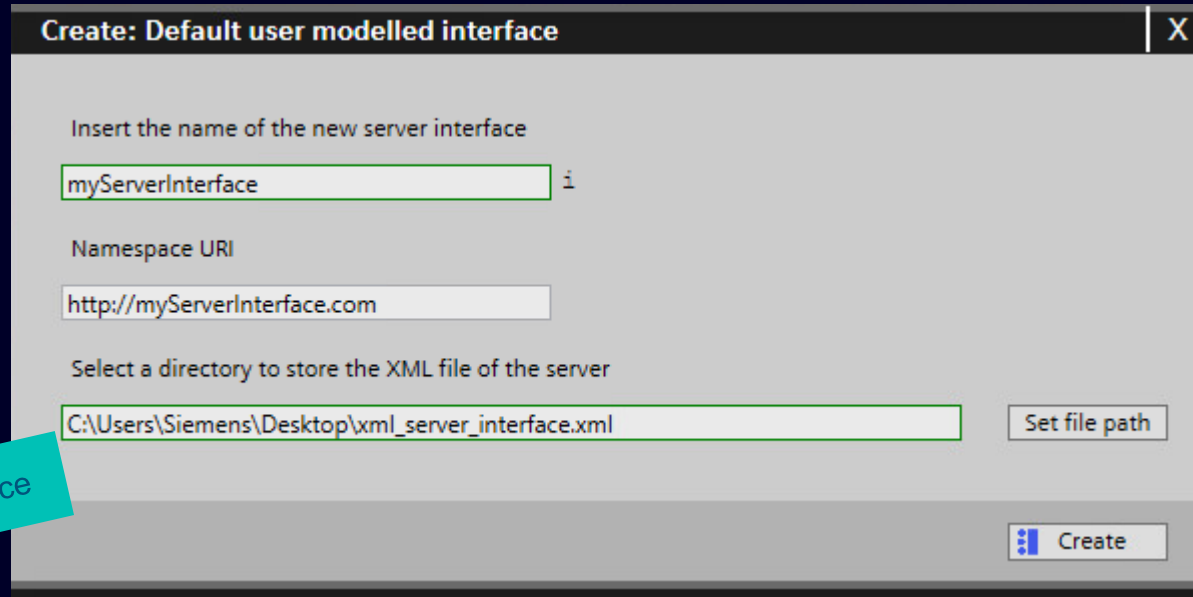
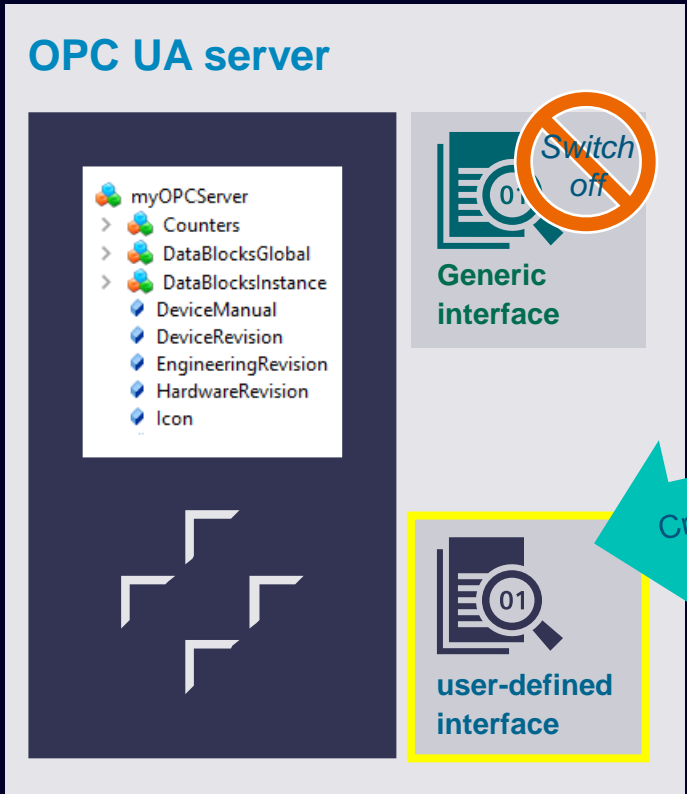
Download

TIA Portal Add-In has been published on GitHub:

<https://github.com/tia-portal-applications/tia-addin-opc-ua-modelled-interface>

OPC UA – TIA Portal Add-In for user-defined interfaces (2)

Fast & easy creation of user-defined interfaces




New TIA Portal Add-In creates a user-defined interfaces for OPC UA servers, based on all variables that are accessible via OPC UA

- arranges nodes in a structured manner
- eliminating the need for manual configuration
- significantly reducing time and effort

TIA Portal V20

TIA Portal Options

Content



- 01 SIMATIC STEP 7 Safety
- 02 SIMATIC Safe Kinematics
- 03 TIA Portal Multiuser
- 04 SIMATIC Robot Library
- 05 OPC UA
- 06 SIMATIC S7-PLCSIM / S7-PLCSIM Advanced**
- 07 SIMATIC Target for Simulink
- 08 TIA Portal Test Suite
- 09 SIMATIC Visualization Architect (SiVArc)
- 10 SIMATIC Modular Automation (MTP)
- 11 Central User Management (UMC)
- 12 Modular Application Creator
- 13 SIMATIC ProDiag / SysDiag
- 14 TIA Portal Teamcenter Gateway
- 15 TIA Package Manager
- 16 TIA Portal Safety Validation Assistant

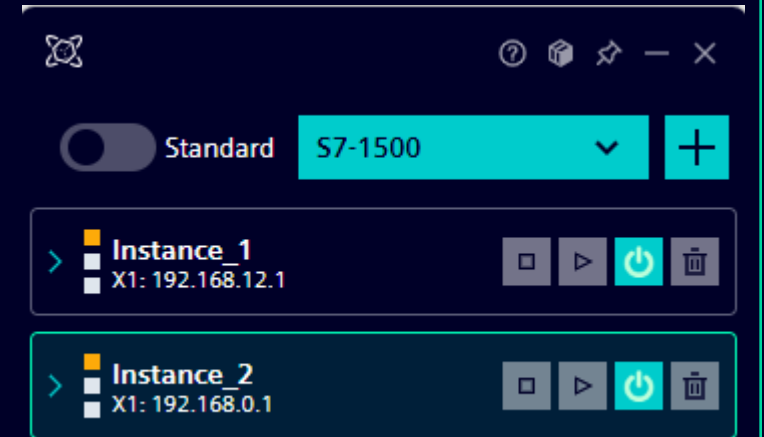
S7-PLCSIM V20

Enhanced new User Interface support Standard and Advanced Customers

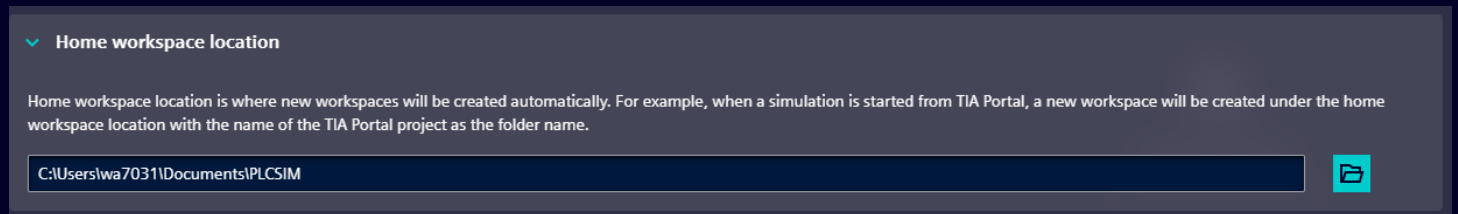
Key Enhancements SIMATIC S7-PLCSIM V20:

- **Expanded Hardware Support:**
Now compatible with the latest **S7-1200 G2** and **new S7-1500 PLC** variants, ensuring seamless integration with the most recent hardware.
- **Updated Firmware Compatibility:**
Full support for the latest firmware versions in both S7-1200 and S7-1500 controllers.
- **Improved Migration:**
Easily import sequences from older PLCSIM versions to maintain continuity in your projects.
- **Efficiency with Shortcuts:**
Boost your productivity with newly introduced keyboard shortcuts for faster navigation and control.
- **Improved User Interface:**
A refreshed interface provides a more intuitive experience, with both S7-PLCSIM Standard and Advanced* functionalities integrated.

Essentials View: Focus on what matters most with the new Essentials View. Minimize the UI to display only the list of PLC instances, and keep it pinned for quick access. Creation of new instances can be done here directly. This new view can be used as PLCSIM Advanced Control Panel. Even, once a PLC instance in Advanced mode is started, this instance is shown on the Essential View.



Improved Workflow: Save time with a more streamlined startup process. PLCSIM can now be launched directly without the need to create or save a workspace, simplifying your workflow.



* S7-PLCSIM Advanced license required

S7-PLCSIM-Advanced V7.0

Key enhancements

With SIMATIC S7-PLCSIM Advanced, virtual controllers for simulating S7-1500 based controllers can be created and used for extensive simulation of functions.

Key Enhancements SIMATIC S7-PLCSIM Advanced V7.0

- **Expanded Hardware Support:**
Compatible with the latest innovated S7-1500 Hardware PLCs 1516T / 1517 / 1518 CPUs with their bigger quantity structures in program and data memory - ensuring seamless integration with the most recent hardware.
- **More precise simulation through feature configuration support.**
Any new PLC instance behaves after the first project download in terms of PLC memory and other specific resources like tags as the corresponding real PLC. No bigger program can be downloaded anymore to the simulation as to a real PLC. Behaving as a real PLC includes that overloading with another PLC type is not possible.
- **Extended Compatibility:**
TIA Portal projects from versions V14 to V20 as well as CPU firmware versions V1.8 to V4.0 are now supported.
- **Streamline API Versions:**
Supporting the API versions from V3.0 to V7.0 by carving out the earliest legacy variants.




S7-PLCSIM-Advanced V7.0

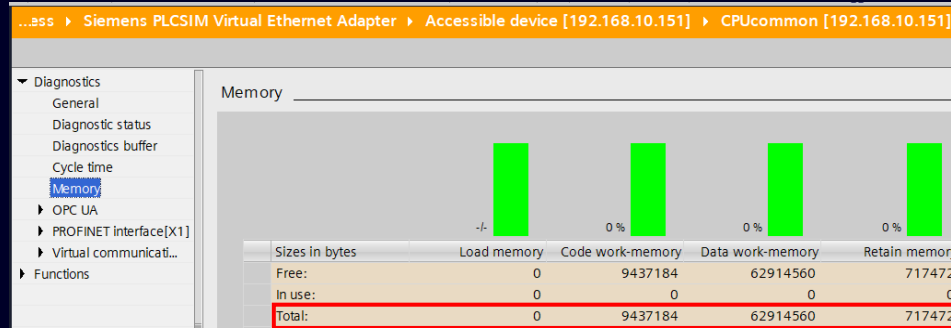
More precise simulation 1/2

Previous behavior

Start PLCSIM specific instance
S7-1511 6ES7511-1AL03-0AB0




Always Maximum memory allocated



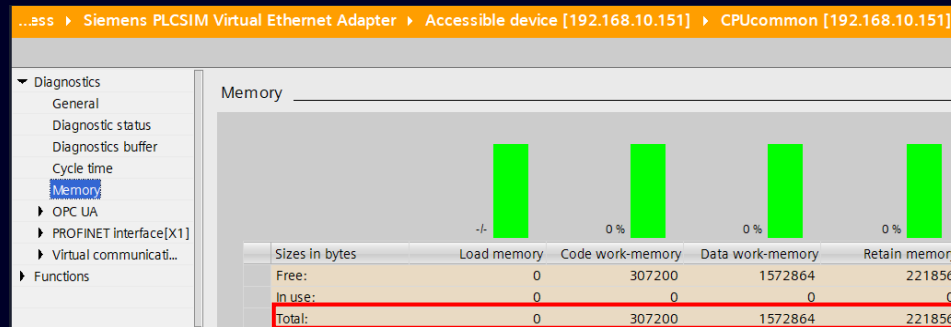
Previous behavior
S7-PLCSIM Advanced allocates for any PLC type the maximum quantity structure. Means starting up a new instance reserves more memory of the PC as needed and a download to a smaller PLC type was possible despite of a too big project size.

New behavior

Start PLCSIM specific instance
S7-1511 6ES7511-1AL03-0AB0



Exact memory allocated for selected CPU




New behavior
The original quantity structure is adjusted during download of any PLC type. Means that the PLC instance using less memory on a PC if downloaded PLC is smaller than the previous biggest PLC. A download is only possible if the project is within defined resources for that specific PLC type.

S7-PLCSIM-Advanced V7.0

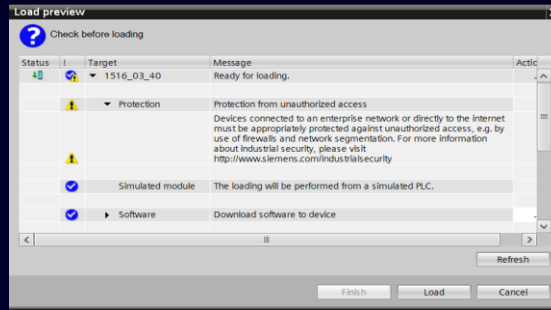
More precise simulation 2/2

Previous behavior

Start PLCSIM specific instance
S7-1511 6ES7511-1AL03-0AB0




Download of incompatible PLC is **possible**
e.g. 1516 6ES7516-3AP03-0AB0

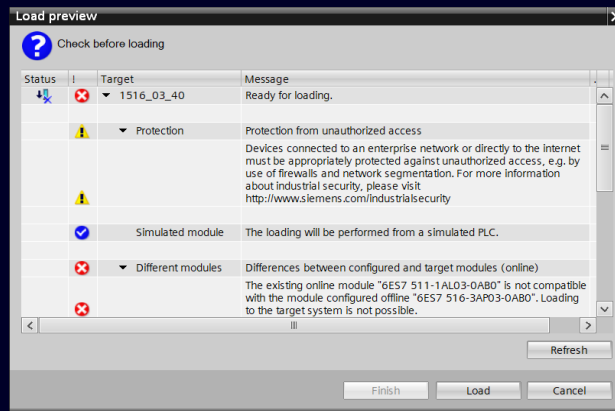


New behavior

Start PLCSIM specific instance
S7-1511 6ES7511-1AL03-0AB0



Download of incompatible PLC is **forbidden**
e.g. 1516 6ES7 516-3AP03-0AB0



Previous behavior

S7-PLCSIM Advanced always accepts the overloading of different PLC types in a long existing simulation instance in case the PLC family is the same. This is not the behavior of a real PLC and this of course can run in trouble scenarios over time.


New behavior

Overloading with compatible PLC is possible but not with different PLC types anymore. The instance is after first download PLC type specific and behaves like real PLC in all download scenarios.

TIA Portal V20

TIA Portal Options

Content



- 01 SIMATIC STEP 7 Safety
- 02 SIMATIC Safe Kinematics
- 03 TIA Portal Multiuser
- 04 SIMATIC Robot Library
- 05 OPC UA
- 06 SIMATIC S7-PLCSIM / S7-PLCSIM Advanced
- 07 SIMATIC Target for Simulink**
- 08 TIA Portal Test Suite
- 09 SIMATIC Visualization Architect (SiVArc)
- 10 SIMATIC Modular Automation (MTP)
- 11 Central User Management (UMC)
- 12 Modular Application Creator
- 13 SIMATIC ProDiag / SysDiag
- 14 TIA Portal Teamcenter Gateway
- 15 TIA Package Manager
- 16 TIA Portal Safety Validation Assistant

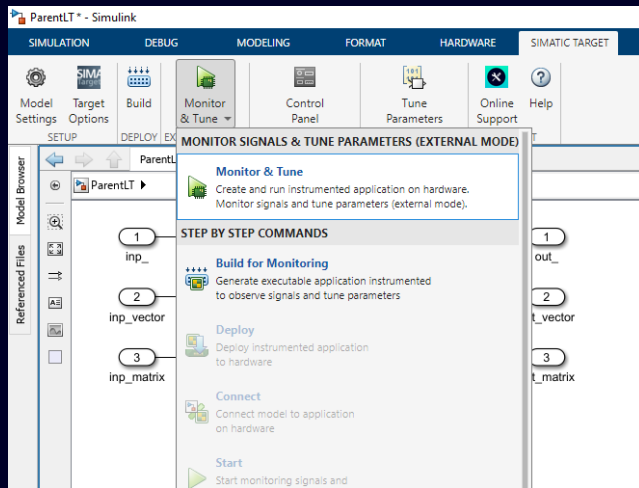
SIMATIC Target™ for Simulink® V6.0 SP2

General Improvements

Improvements to Simulink Target Toolstrip

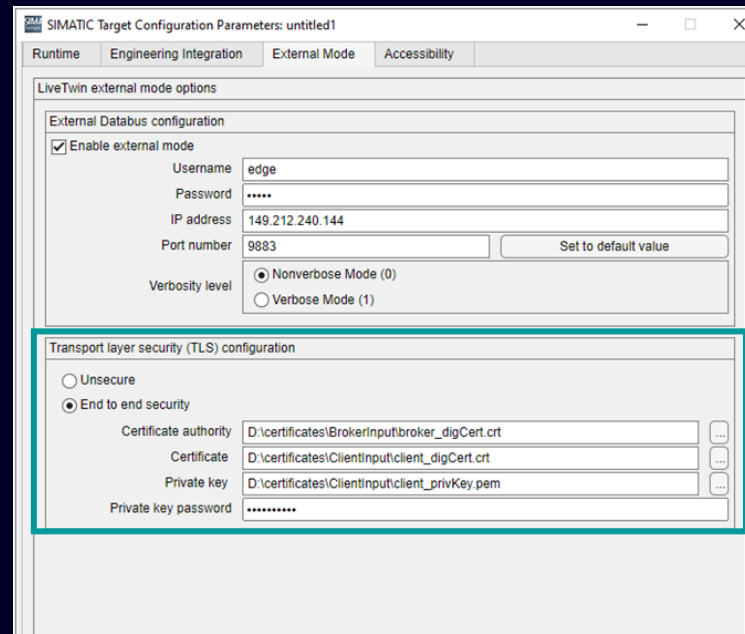
New controls in the Target Toolstrip:

- Control Panel: Navigates to External Mode Control Panel
- Tune Parameters: Navigates to Model Data Editor to inspect and edit data items like 6202 signals and parameters



Secure External Mode for LiveTwin Target

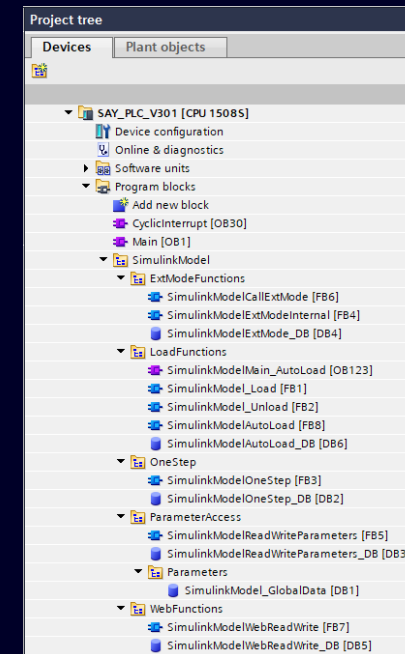
- All external mode communication between LiveTwin Runtime and Simulink is now encrypted



User group handling for generated blocks

Proper handling of user groups in the TIA Portal PLC program:


- All re-generated program blocks will be stored in their original location



TIA Portal V20

TIA Portal Options

Content



01	SIMATIC STEP 7 Safety
02	SIMATIC Safe Kinematics
03	TIA Portal Multiuser
04	SIMATIC Robot Library
05	OPC UA
06	SIMATIC S7-PLCSIM / S7-PLCSIM Advanced
07	SIMATIC Target for Simulink
08	TIA Portal Test Suite
09	SIMATIC Visualization Architect (SiVArc)
10	SIMATIC Modular Automation (MTP)
11	Central User Management (UMC)
12	Modular Application Creator
13	SIMATIC ProDiag / SysDiag
14	TIA Portal Teamcenter Gateway
15	TIA Package Manager
16	TIA Portal Safety Validation Assistant

Test Suite V20

Application Test improvements

RUN test case in background

Path	Description	Go to ?	Errors	Warnings	Time
InstSensor.error	Actual: False, Expected: False, Assert type: Equal	▶	0	0	5:20:54 PM
InstSensor.errorNr	Actual: 7000, Expected: 7000, Assert type: Equal	▶	0	0	5:20:54 PM
InstSensor.scaledValue	Actual: 2.500000E+000, Expected: 0.000000E+000, Assert typ...	▶	0	0	5:20:54 PM
▼ *Sensor_Value_Below_Lower_Limit*	Fail	▶	2	0	5:20:54 PM
InstSensor.error	Actual: False, Expected: True, Assert type: Equal	▶	0	0	5:20:54 PM
InstSensor.errorNr	Actual: 7000, Expected: 8001, Assert type: Equal	▶	0	0	5:20:54 PM
▼ *Sensor_Value_Zero*	Pass	▶	0	0	5:20:54 PM
InstSensor.error	Actual: False, Expected: False, Assert type: Equal	▶	0	0	5:20:54 PM
InstSensor.errorNr	Actual: 7000, Expected: 7000, Assert type: Equal	▶	0	0	5:20:54 PM
InstSensor.scaledValue	Actual: 2.500000E+000, Expected: 2.500000E+000, Assert typ...	▶	0	0	5:20:54 PM

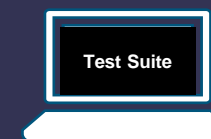
Run test case and debug PLC program in parallel

If a test case fails, the “Execute test case in background” option helps with troubleshooting during test execution by using debugging mechanisms of TIA Portal, such as:

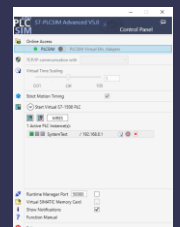
- Block monitoring and watch tables
- Breakpoints in SCL / STL code
- Signal traces

Benefits

- Identifying programming errors becomes easier as the user can now monitor blocks, set breakpoints or watch trace records during test execution.
- During test execution, the user can proceed with other engineering tasks, such as e.g. HMI engineering.



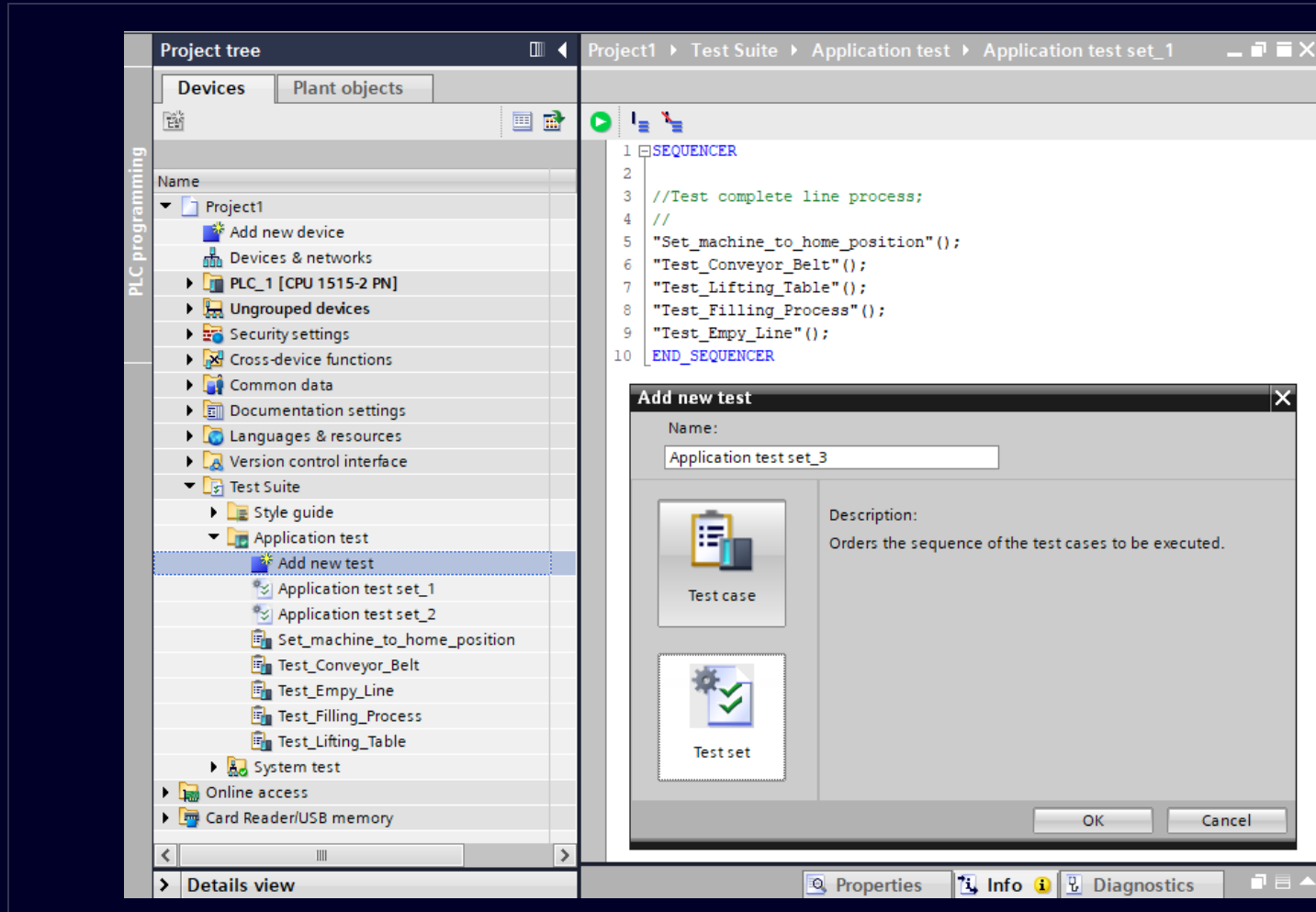
S7-PLCSIM
Adv. API



S7-PLCSIM Adv.

Test Suite V20

Application Test improvements

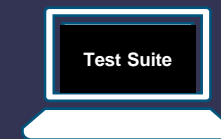


Test Set – Organize test cases

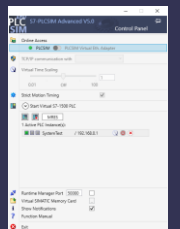
- Arrange and specify the execution sequence of test cases using the new "Test Set" concept.
- Import and export of test sets in a text format.
- Automate the execution of test sets within pipelines using the provided Openness APIs.

Benefits

- Provide quick feedback by executing only the relevant test cases.
- Minimize redundancy.
- Enhance test coverage and ensure traceability between the program and tests.
- Categorize test cases based on their relevance.



S7-PLCSIM
Adv. API



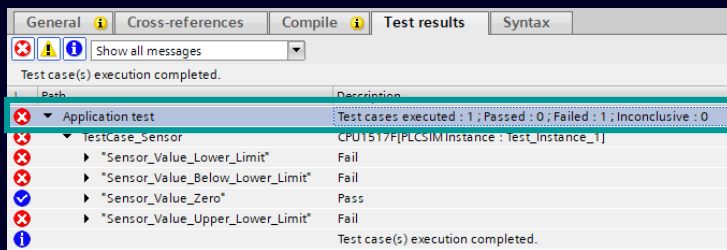
S7-PLCSIM Adv.

Test Suite V20

General Improvements

Application test

- Support of SIPLUS S7-1500 PLCs
- Verification of data types **DATE** , **TOD** , **LTOD** and **LTIME** signals are supported now
- Summary of Passed/Failed/Inconclusive test cases



System test

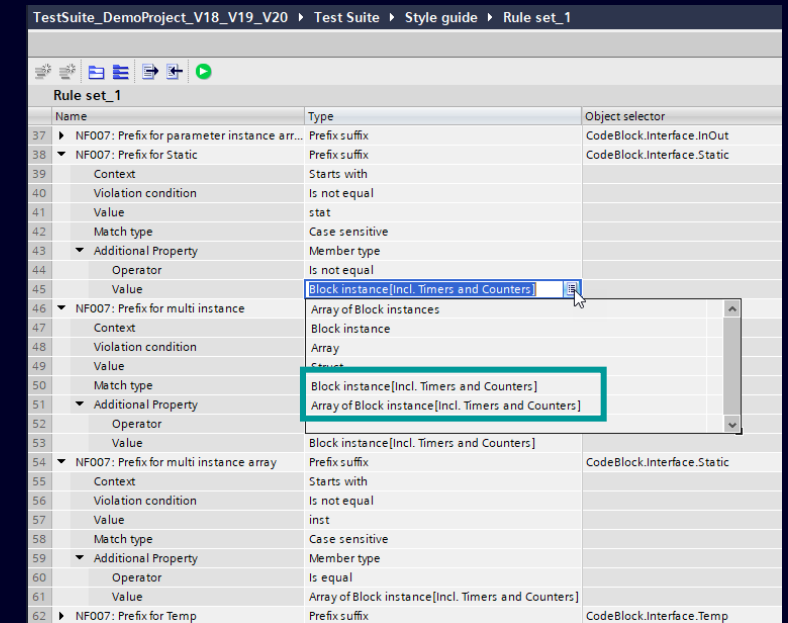
- Openness APIs to delete and rename a test cases
- Summary of Passed/Failed/Inconclusive test cases
- Optional parameter for Wait statement to specify condition (Equal or In range):
 - Supported data types : Binary numbers and Integers
 - Intuitive feedback message about test completion is based condition met or time out specified

```

7 STEP: "Test_Conveyor1"
8 //Trigger the job
9 "TriggerMode" := TRUE;
10 "ConveyorUnit1_DB"."Inputs"."Timer1_in" := TRUE; // Perform the action
11 // Wait for the job to be completed
12 WAIT(Time := T#1s, "ConveyorUnit1_DB"."Outputs"."Conveyor1MotorStatus" = TRUE);
13 //verify the action
14 ASSERT.Equal("Conveyor1Out", TRUE);
15
16 END_STEP
    
```

Style guide check


- **Timers and Counters can be considered as block instances**
 - Common rules for block instance rules inclusive Timers and Counters can be used



TIA Portal V20

TIA Portal Options

Content

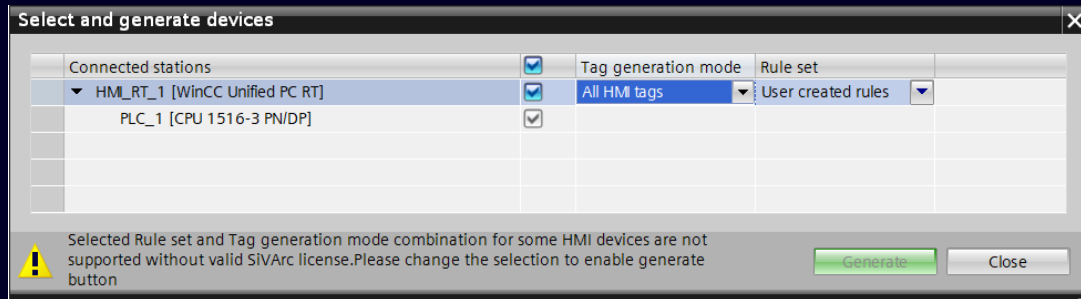
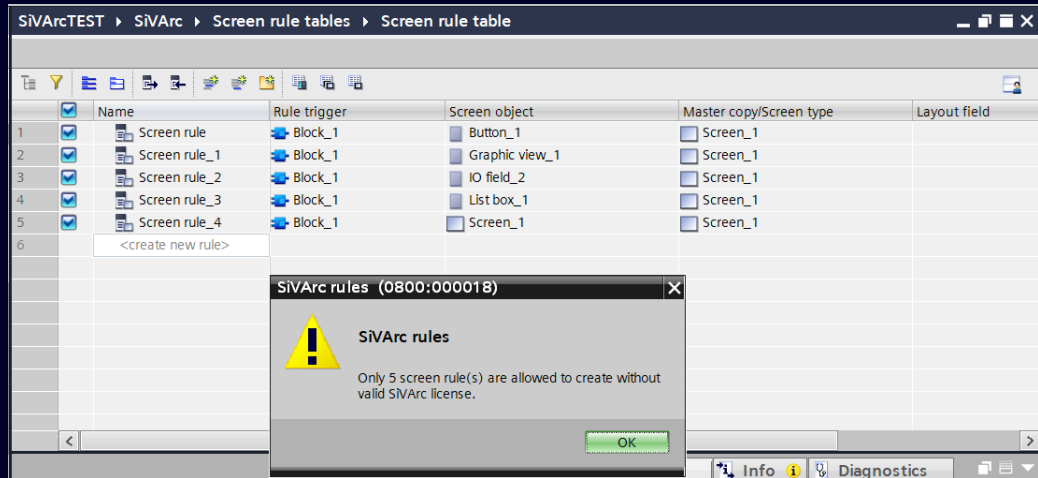


01	SIMATIC STEP 7 Safety
02	SIMATIC Safe Kinematics
03	TIA Portal Multiuser
04	SIMATIC Robot Library
05	OPC UA
06	SIMATIC S7-PLCSIM / S7-PLCSIM Advanced
07	SIMATIC Target for Simulink
08	TIA Portal Test Suite
09	SIMATIC Visualization Architect (SiVArc)
10	SIMATIC Modular Automation (MTP)
11	Central User Management (UMC)
12	Modular Application Creator
13	SIMATIC ProDiag / SysDiag
14	TIA Portal Teamcenter Gateway
15	TIA Package Manager
16	TIA Portal Safety Validation Assistant

WinCC Unified V20 - SiVArc

SiVArc with enhanced Trial mode (without license)

Panel ✓	RT Advanced ✓	RT Professional ✓
Unified Basic Panel ✓	Unified Comfort Panel ✓	WinCC Unified PC ✓



Limited functionality without license

- The Trial mode is no longer limited to 21 days
- SiVArc can be used with limited number of rules without purchasing a license:

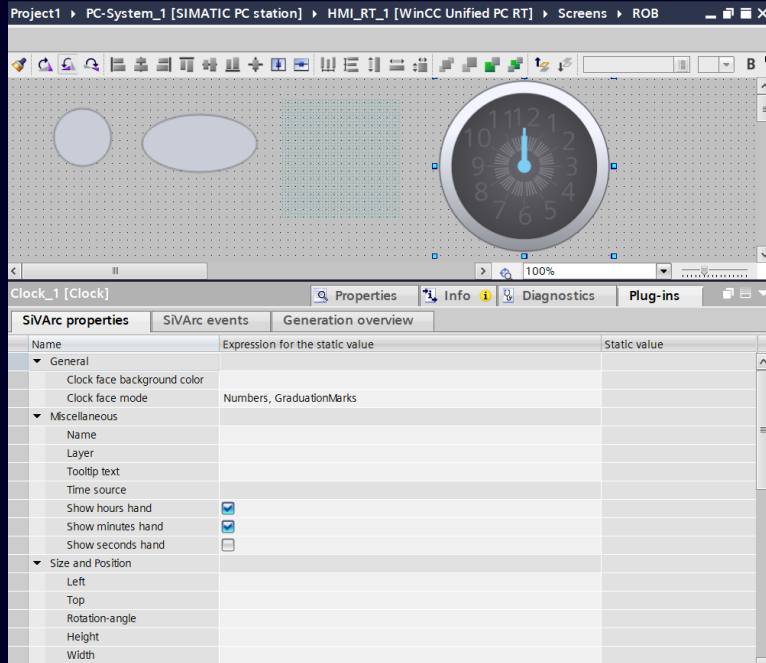
Rule table	Maximum Number of rules configurable
Screen rule table	5
Text list rule table	3
Alarm rule table	1
Tag rule table	1
Advanced tag rule table	Not allowed in Trial mode
Copy rule table	Not allowed in Trial mode

- Generate function will be enabled for supported mode & rule set
- Corresponding warning is provided, if mode and rule requirements are not met

WinCC Unified V20 - SiVArc

SiVArc supported all standard Unified Screen Objects

Panel	✗	RT Advanced	✗	RT Professional	✗
Unified Basic Panel	✓	Unified Comfort Panel	✓	WinCC Unified PC	✓



The screenshot shows the 'Screen rule tables' window in WinCC Unified V20. It displays a table with columns for 'Name', 'Rule trigger', 'Screen object', and 'Master copy/Screen type'. The table contains two entries:

Name	Rule trigger	Screen object	Master copy/Screen type
Screen rule	ROB	Circle_1	Screen_1
Screen rule_1	ROB	Clock_1	Screen_1

Following additional screen Objects can be generated via SiVArc on Unified HMIs

Basic Objects:

- Circle, Ellipse, Line, Polyline, Polygon, Circular arc, Elliptical arc, Circle Segment & Ellipse Segment

Elements

- Check box, Radio button, List box, Touch area & Clock

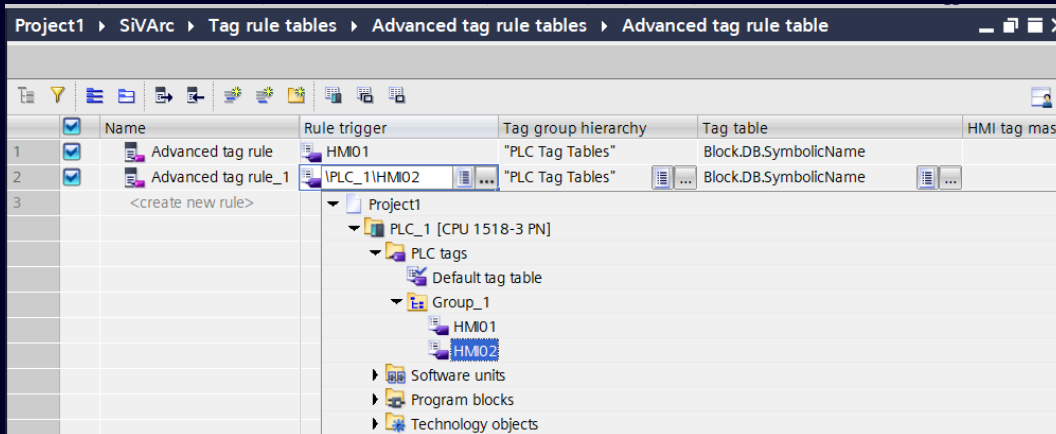
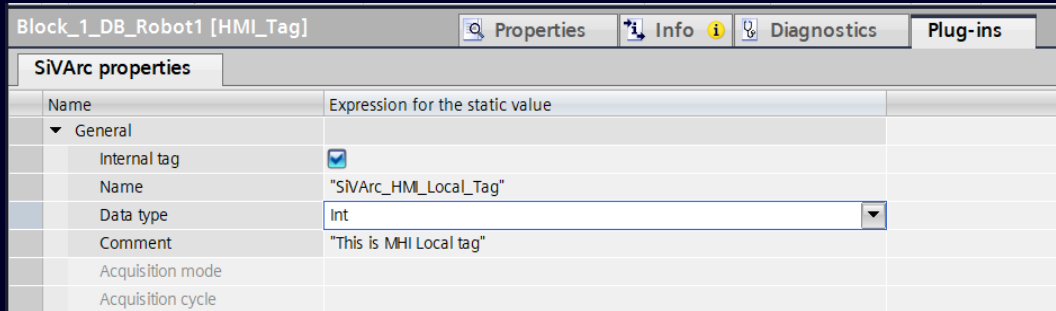
Controls

- Screen window, Faceplate container, Trend companion, Alarm control, Parameter set control, System diagnostic control, Criteria analysis control Web control & Media player

WinCC Unified V20 - SiVArc

Advanced tag rule enhancements

Panel ✓	RT Advanced ✓	RT Professional ✓
Unified Basic Panel ✓	Unified Comfort Panel ✓	WinCC Unified PC ✓



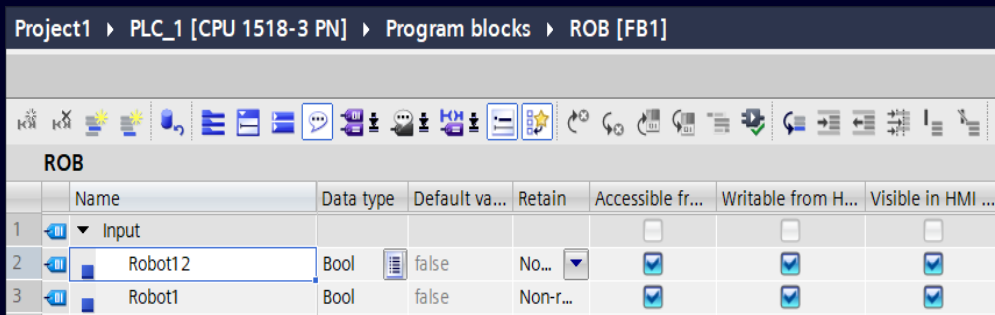
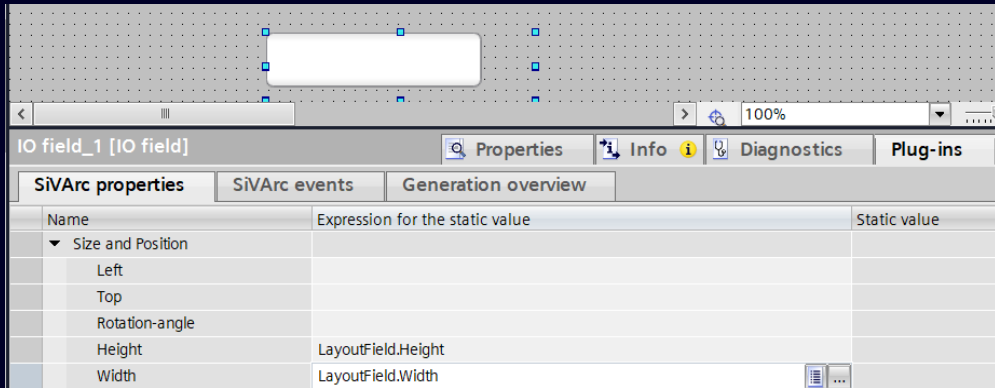
Advanced tag rule-based generation supports following

- Acquisition cycle & Acquisition mode properties can be set via tag template
- HMI internal (Local) tags can be generated via advanced tag rules
- User can generate only used tags on target HMI devices
- HMI tags based on PLC Tag tables can be generated

SIMATIC Visualization Architect V20

New SiVArc expressions

Panel ✓	RT Advanced ✓	RT Professional ✓
Unified Basic Panel ✓	Unified Comfort Panel ✓	WinCC Unified PC ✓



New SiVArc expressions

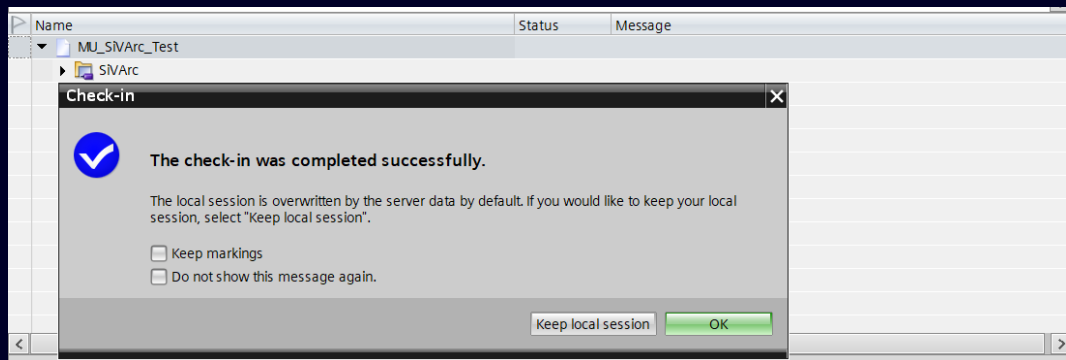
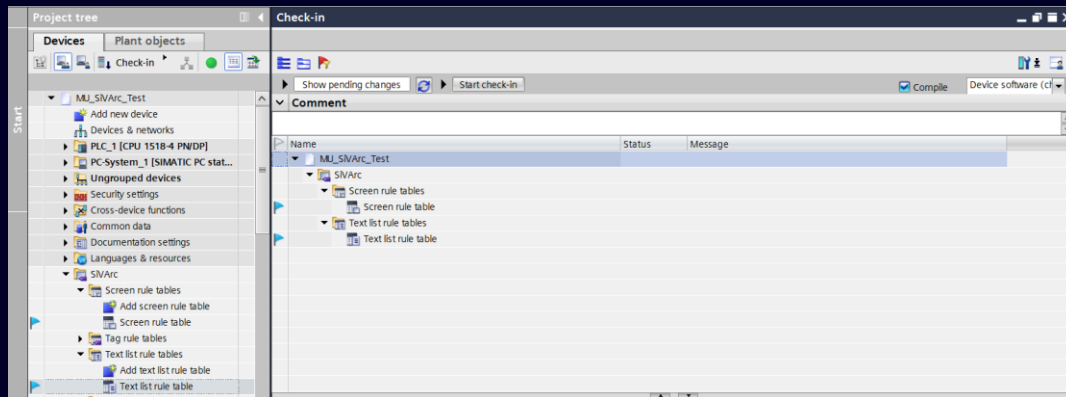
- The expressions “LayoutField.Width” and “LayoutField.Height” can be used to generate image objects based on the size of the layout fields
- With the following expressions, the user can read the PLC variable columns “Accessible...”, “Visible...” and “Writable...”:
 - S7Variable.HmiAccessible
 - S7Variable.HmiWritable
 - S7Variable.HmiVisible

e.g.: To control the generation of the HMI variables via the Visible setting in HMI engineering

WinCC Unified V20 - SiVArc

Multi user engineering support

Panel ✓	RT Advanced ✓	RT Professional ✓
Unified Basic Panel ✓	Unified Comfort Panel ✓	WinCC Unified PC ✓



SiVArc rule tables as multiuser objects

➤ SiVArc rule tables can be used in Multiuser Engineering, thereby significantly reducing the configuration time

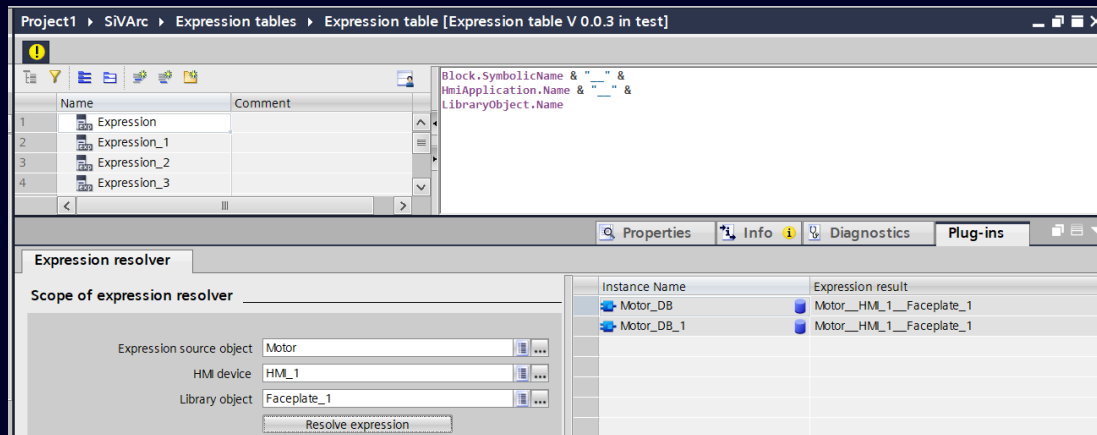
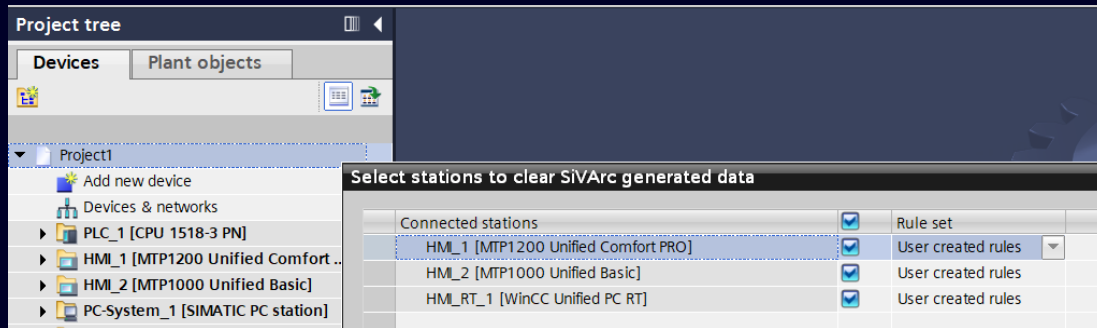
The rule tables supported are:

- Screen rule table
- Tag rule table
- Alarm rule table
- Text list rule table
- Copy rule table
- Expression table

➤ On inconsistency respective messages are displayed to user

WinCC Unified V20 - SiVArc Usability improvements

Panel ✓	RT Advanced ✓	RT Professional ✓
Unified Basic Panel ✓	Unified Comfort Panel ✓	WinCC Unified PC ✓



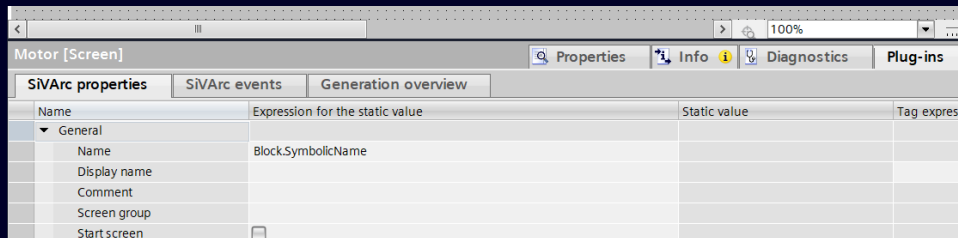
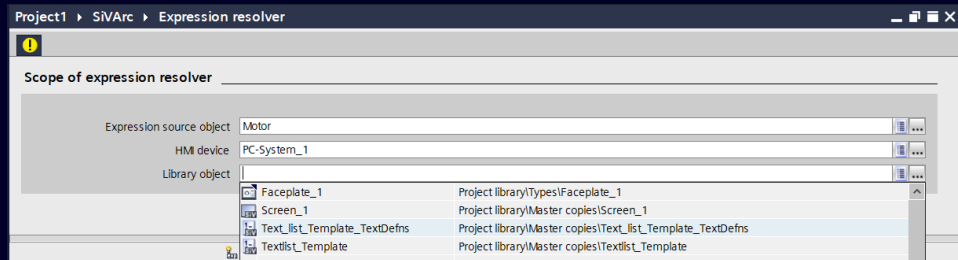
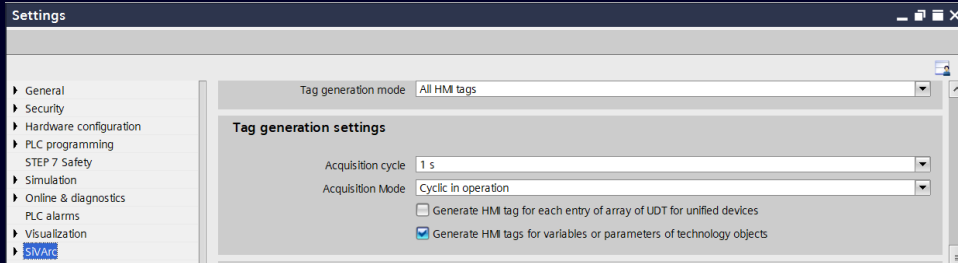
Improvements in usability

- Clearing the generation data for multiple devices is possible
- Troubleshooting SiVArc expressions is possible at expression tables
- Layout screens are automatically generated from user configured screens, reducing the effort for manual engineering
- SiVArc log is enhanced to display HMI tags by name

WinCC Unified V20 - SiVArc

General improvements

Panel ✓	RT Advanced ✓	RT Professional ✓
Unified Basic Panel ✓	Unified Comfort Panel ✓	WinCC Unified PC ✓




General improvements

- User can decide to generate HMI tags for variables or parameters of technology objects via Project setting
- Expression resolver additionally supports Program block/block instance, HMI device, Library object as source object
- Configuring the Start screen in Runtime settings via SiVArc generation
- Generation support of alarm logs via copy rules and alarm rules

TIA Portal V20

TIA Portal Options

Content



01	SIMATIC STEP 7 Safety
02	SIMATIC Safe Kinematics
03	TIA Portal Multiuser
04	SIMATIC Robot Library
05	OPC UA
06	SIMATIC S7-PLCSIM / S7-PLCSIM Advanced
07	SIMATIC Target for Simulink
08	TIA Portal Test Suite
09	SIMATIC Visualization Architect (SiVArc)
10	SIMATIC Modular Automation (MTP)
11	Central User Management (UMC)
12	Modular Application Creator
13	SIMATIC ProDiag / SysDiag
14	TIA Portal Teamcenter Gateway
15	TIA Package Manager
16	TIA Portal Safety Validation Assistant

MTP as driver for flexible production and package unit integration

Core concepts: Standardized interfaces and application-level description

Module Type Package (MTP)

MTP is a standardized, non-proprietary, application-level description of autonomous equipment assemblies



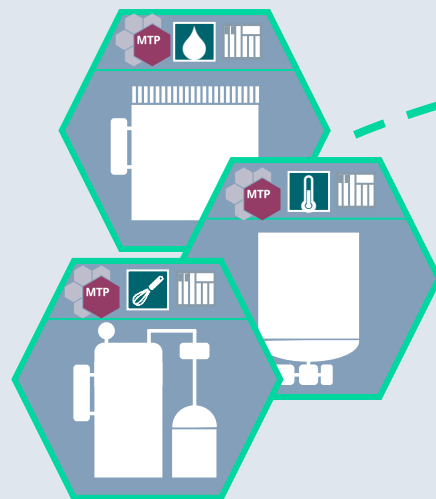
hosted by:



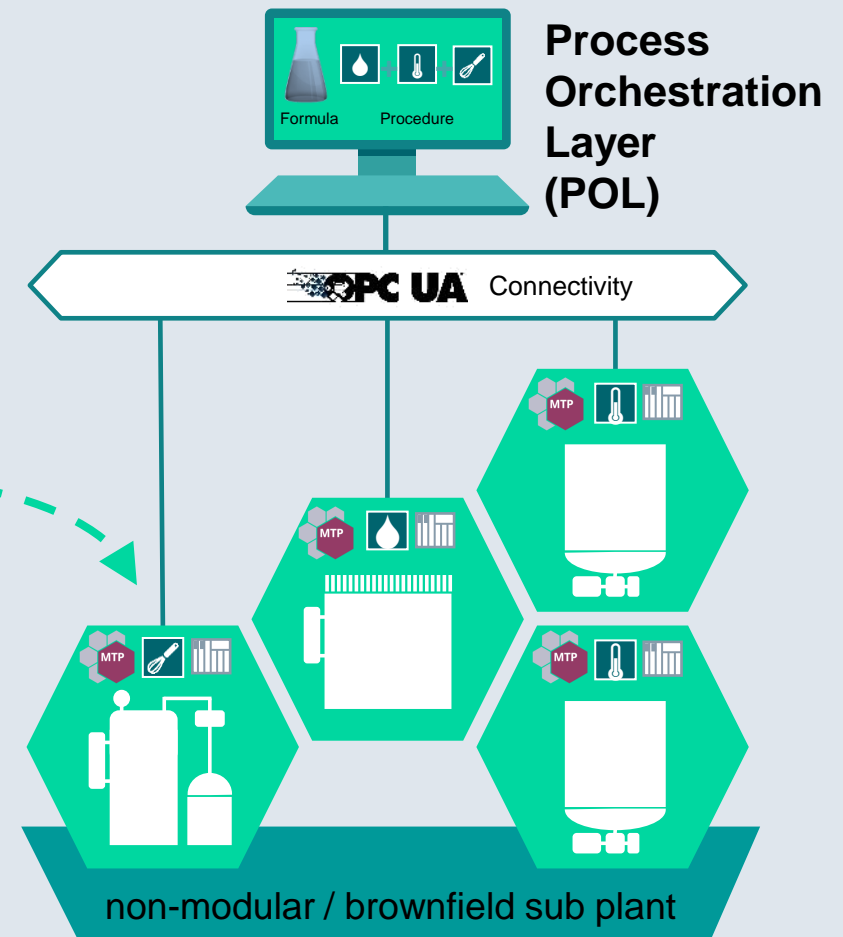
Based on:



Flexible, modular plants are built out of intelligent, autonomous **Process Equipment Assemblies (PEAs)** with **standardized¹⁾ interfaces** described in **Module Type Package (MTP)**



Process Equipment Assemblies (PEAs)



¹⁾ MTP standard 2658 hosted by PI

Modular Automation is a cross-industry trend: with our existing MTP-portfolio we can actively address the market!



Chemicals



Pharma



F&B



Batteries



Hydrogen



Marine



W&WW



Intralogistics

**No reprogramming or new installation,
just plug & produce**

We enable our customers to implement MTP based on our standard portfolio (PLCs, HMIs, TIA Portal, ...):

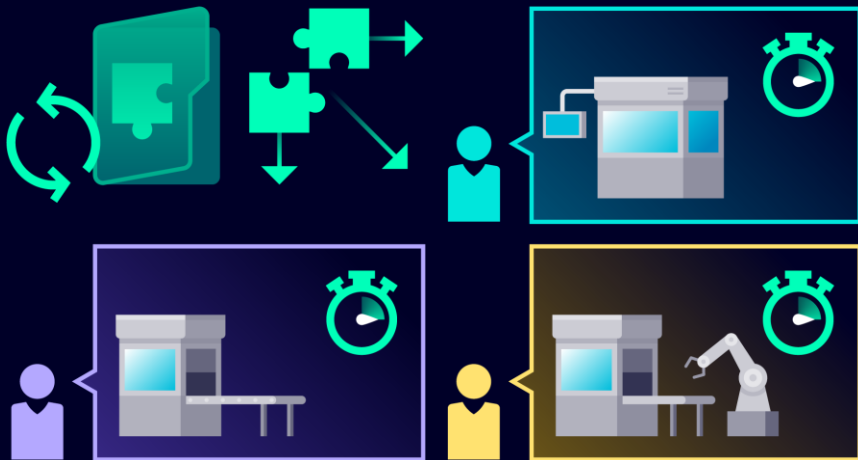
➤ **Benefit for OEMs:**

Completion of our portfolio to enable the delivery of MTP-compliant module / process equipment



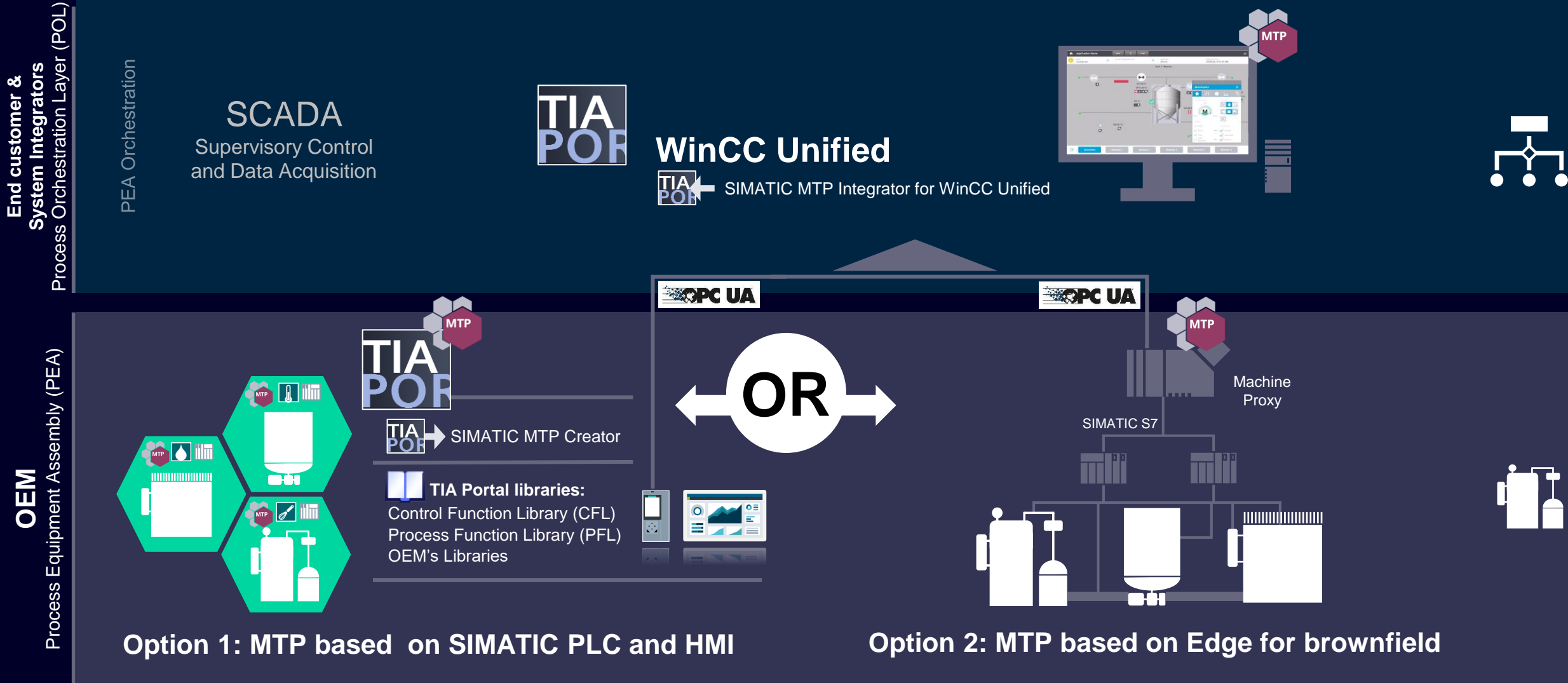
➤ **Benefit for End customers & System Integrators:**

Completion of our HMI and SCADA portfolio to monitor and control modular plants (Process Orchestration)



TIA Portal - MTP Portfolio

Modular automation



TIA Portal - Engineering Efficiency for Modules

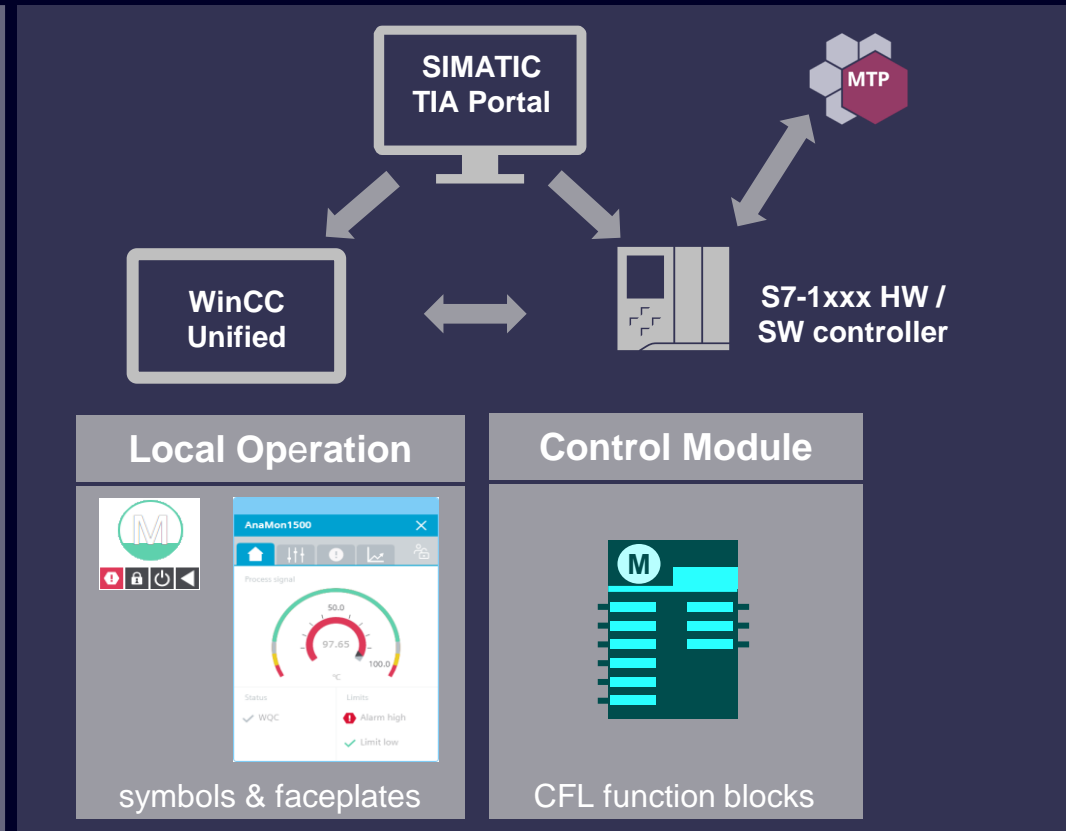
Modular automation – SIMATIC Control Function Library (CFL)

Unified Basic Panel ✗

Unified Comfort Panel ✓

WinCC Unified PC ✓

OEM
Process Equipment Assembly (PEA)



Standardized module engineering with a modular and memory optimized library, offering:

- TIA Portal Step 7 (S7-1xxx HW / SW controller) and WinCC Unified Objects with optimized footprint & performance, (Industry-specific blocks like Aggr8, TimeSwitch, SetCrv, ...)
- State of the art TIA Portal Engineering based on PLCOpen
- Supports virtual commissioning based on PLCSIM Advanced and SIMIT with ready to use templates tailored to CFL

Standardized Operation

- Faceplates aligned to WinCC Unified Look & Feel (HMI Design based on HMI Template Suite)
- Corporate Design via SIMATIC WinCC Unified Corporate Designer / TIA Portal

CFL can be used in MTP and Non-MTP Use Cases

Latest Version on :



[Simatic MTP SIOS Landing Page](#)



[Module Type Package \(MTP\)](#)

TIA Portal - Engineering Efficiency for Modules

Modular automation – SIMATIC Control Function Library (CFL)

Unified Basic Panel



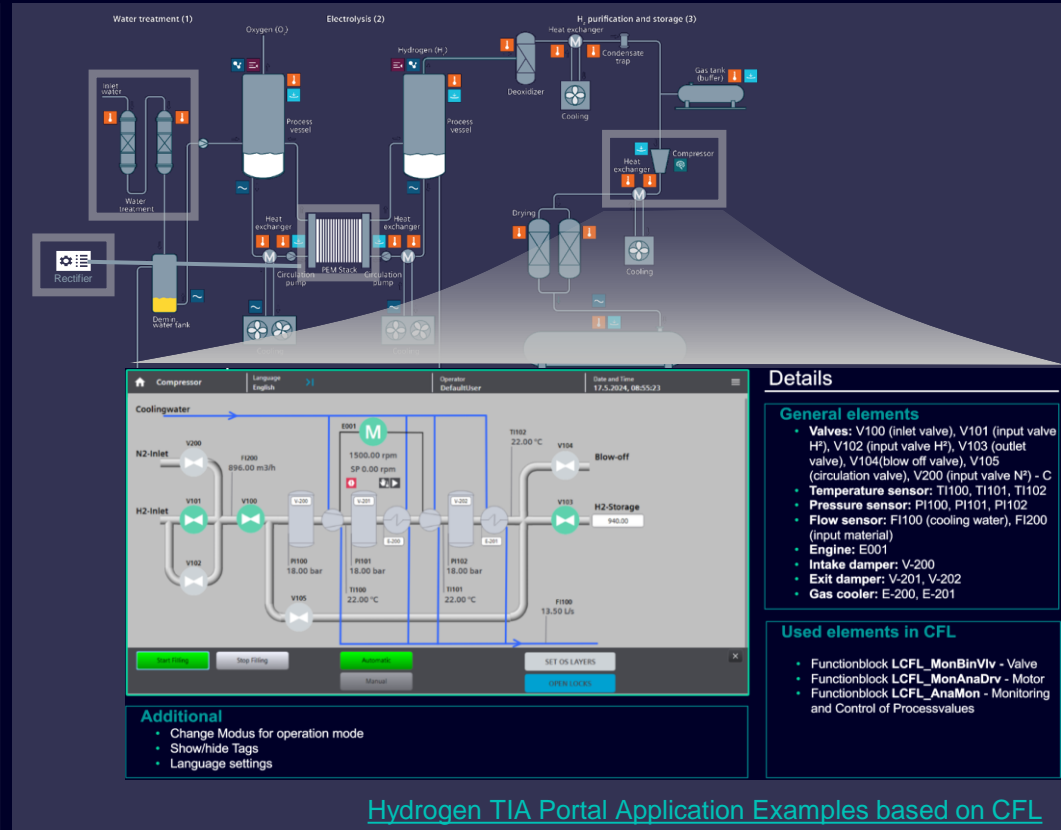
Unified Comfort Panel



WinCC Unified PC



OEM
Process Equipment Assembly (PEA)



CFL - Industry-specific blocks

Optimized footprint & performance for S7-1xxx HW / SW controller & WinCC Unified

Drives

- MonBinDrv FP
- MonAnaDrv FP
- MonBinVlv FP
- MonAnaVlv FP

Monitor

- AnaMon FP
- BinMon FP
- DIntMon FP
- StringView FP

Operate

- AnaManInt FP
- BinManInt FP
- DIntManInt FP

Interlock

- LockView4 FP
- LockView8 FP

Common Blocks

- Maintenance FP
- DriveInterconnector FP

Control

- PIDCtrl FP
- Aggr8 FP
- TimeSwitch8 FP
- SetCrv FP
- Polygon FP



MTP Service Framework

- Service FP
- Procedure FP
- Config Parameter FP
- Procedure Parameter FP

Latest Version on :



[Simatic MTP SIOS Landing Page](#)

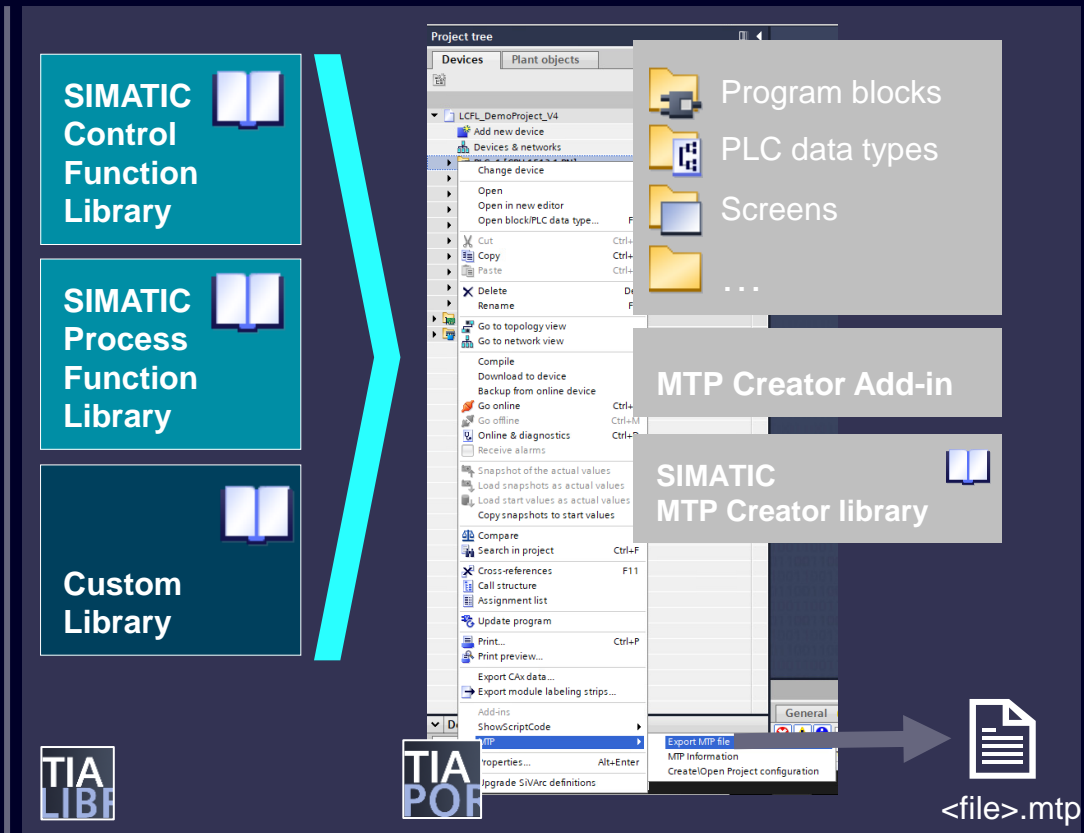


[Module Type Package \(MTP\)](#)

TIA Portal goes MTP - Engineering Efficiency for Modules

Modular automation – SIMATIC MTP Creator

OEM
Process Equipment Assembly (PEA)



SIMATIC MTP Creator for exporting an MTP-conform file from an existing TIA project, by only one-click!

- The MTP file contains MTP relevant Contents like control modules, services, OPC UA configuration and the pictures based on the STEP 7 (TIA Portal) and WinCC Unified engineering.
- Supports VDI/VDE/NAMUR 2658 Part 1 / 2 / 3 / 4
- Supports SIMATIC Process Function Library (PFL), SIMATIC Control Function Library (CFL) and Customer Libraries

Latest Version on :



[Simatic MTP SIOS Landing Page](#)



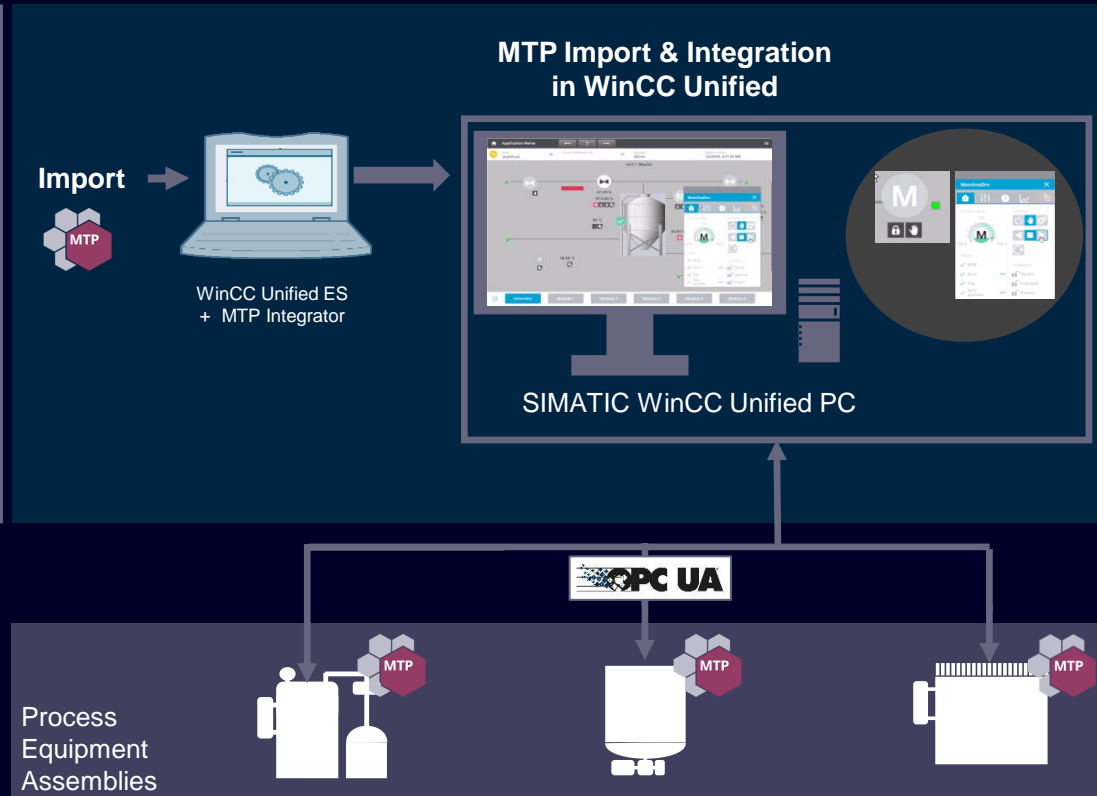
[Module Type Package \(MTP\)](#)

TIA Portal - Process Orchestration

Modular automation - MTP Integrator for WinCC Unified

Unified Basic Panel ✘ Unified Comfort Panel ✔ WinCC Unified PC ✔

End customer & System Integrators
Process Orchestration Layer (POL)



Integrate standardized MTP package units / machines in WinCC Unified, including PLC and HMI components

- Standardized, line operation of package units / machines

Use MTP files (Siemens or 3rd party) to integrate (cross-vendor) machines automatically

- By instantiating the machine type within your project, the OPC UA connections, PLC tags and HMI components are created with just one click.

Controlling complete units / machines in an abstract way

- Operators can focus on the production without needing to understand details of each multi-vendor machine.
- Maximized operational efficiency, reduced training effort and consistency regarding operation, even if new modules are added modified due to changing market demands.

No. of Package Units / Machines : Unified PC RT: 10 // Unified Comfort Panel: 3

Latest Version on :



[Simatic MTP SIOS Landing Page](#)



[Control and Operate for Discrete Industries](#)



[Module Type Package \(MTP\)](#)

TIA Portal - Process Orchestration

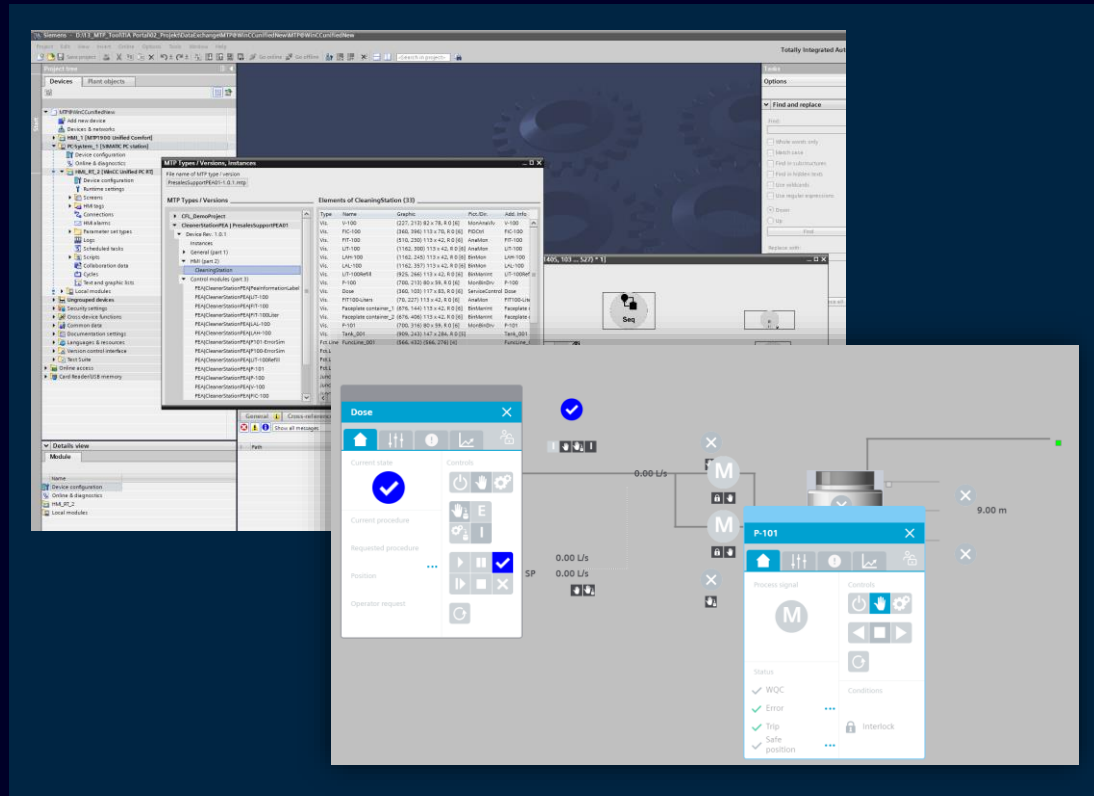
Reduce engineering effort by -70% ¹⁾ and Increase flexibility by +80% ¹⁾

Unified Basic Panel ❌

Unified Comfort Panel ✅

WinCC Unified PC ✅

End customer & System Integrators
Process Orchestration Layer (POL)



- MTP Import in WinCC Unified Engineering²⁾
- Type management incl. full versioning for your MTP files
- PEA instance management
- Static and dynamic HMI Integration (MTP Part 2 + 3)
- Monitoring and control via Faceplate (block icons and detailed views) Orchestration of plantwide HMI (part 3)
- Manual operation of MTP Services via HMI (part 4) ★ New
- MTP Multilanguage Support ★ New
- Native OPC UA communication with configurable levels of security mechanisms (draft part 5/5.1) ³⁾
- POL-based alarms (draft part 6/7) ³⁾

¹⁾ Source: ZVEI, 2022
²⁾ Implementation compliant to the noted parts of the MTP Specification (VDI/VE/NAMUR 2658)
³⁾ Concepts for runtime interoperability (part 5/5.1) and alarming (part 6/7) are not fully specified, yet

Latest Version on :



[Simatic MTP SIOS Landing Page](#)



[Control and Operate for Discrete Industries](#)



[Module Type Package \(MTP\)](#)

TIA Portal - Process Orchestration

SIMATIC MTP Integrator for WinCC Unified Trial – Simply try it out

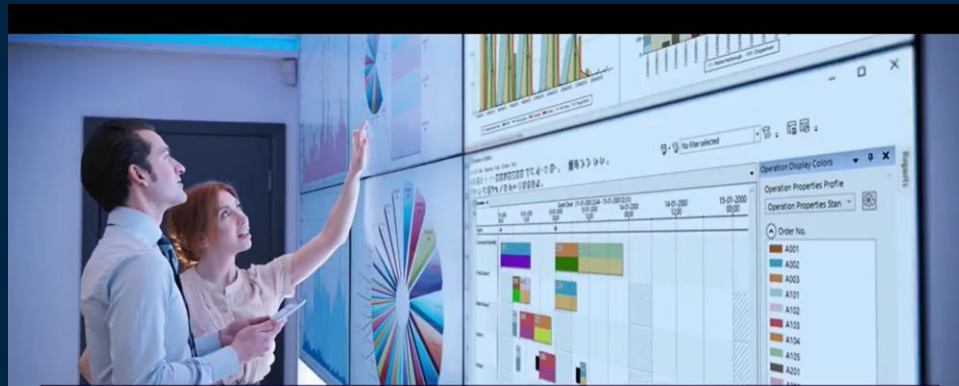
Unified Basic Panel



Unified Comfort Panel



WinCC Unified PC



Welcome to the standardized line automation and modularity trial

Adapting production plants to fast-changing consumer demands is expensive and time-consuming. There is a high complexity to this process, driven by the need for proprietary interfaces to be specified, explained, negotiated, and implemented again and again.

MTP trial – Simply try it out

Try our 30-day rapid line automation engineering with MTP trial.
No installation is required. Start exploring in minutes.
(Chrome/Firefox/Edge/Safari recommended)

Easily adapt production lines to fast-changing consumer demands with a module based standardized approach


- Adding new equipment or modifying an existing and running production line is typically complex, time consuming and risky
- Cell or line visualization required for better overview and central operation needs, if manually engineered, consumes substantial time and effort and is error prone
- With the standardized Module Type Package (MTP) approach, you can reduce risk, engineering effort and downtime, as well as shorten the time to easily integrate new equipment into an existing production line
- MTP is a widely standardized and market-proven technology that can be purchased off-the-shelf



TIA Portal V20

TIA Portal Options

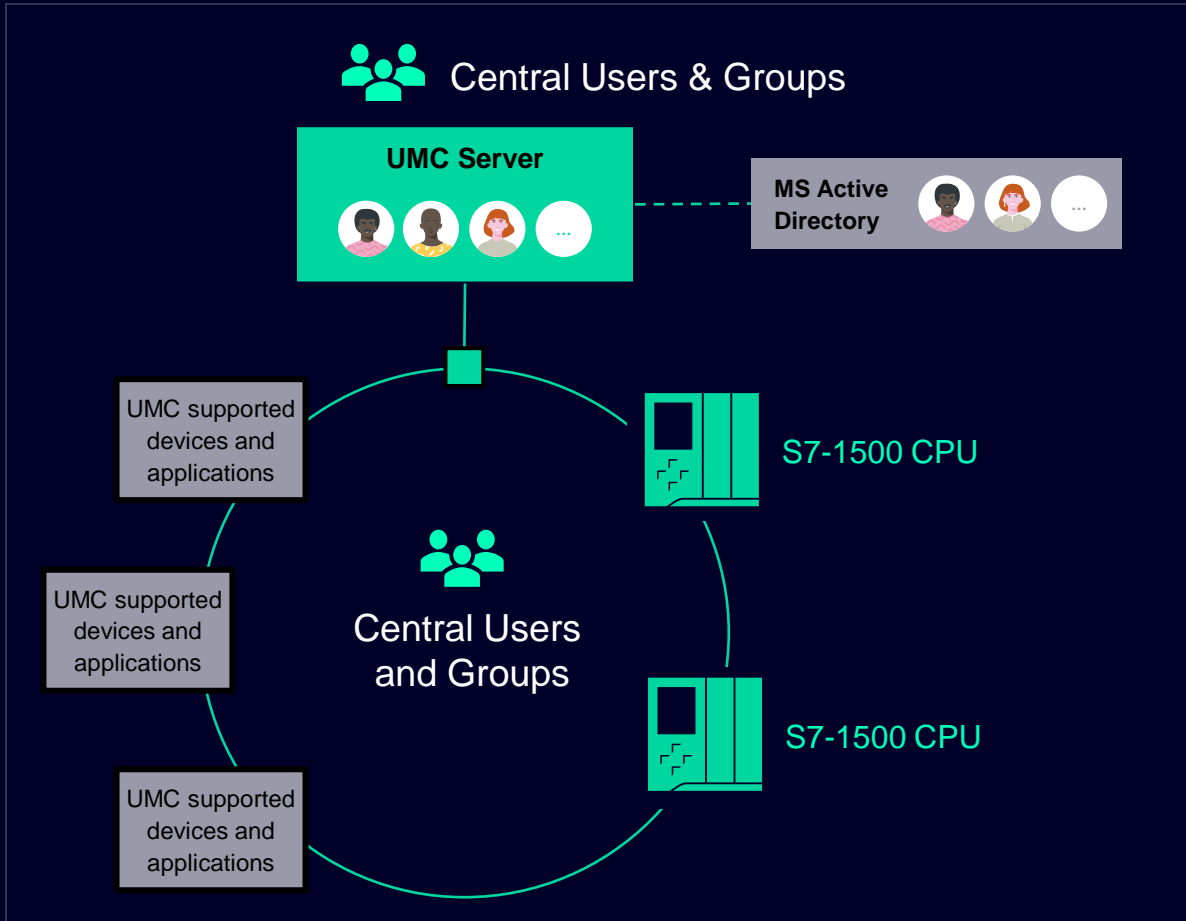
Content



- 01 SIMATIC STEP 7 Safety
- 02 SIMATIC Safe Kinematics
- 03 TIA Portal Multiuser
- 04 SIMATIC Robot Library
- 05 OPC UA
- 06 SIMATIC S7-PLCSIM / S7-PLCSIM Advanced
- 07 SIMATIC Target for Simulink
- 08 TIA Portal Test Suite
- 09 SIMATIC Visualization Architect (SiVArc)
- 10 SIMATIC Modular Automation (MTP)
- 11 Central User Management (UMC)**
- 12 Modular Application Creator
- 13 SIMATIC ProDiag / SysDiag
- 14 TIA Portal Teamcenter Gateway
- 15 TIA Package Manager
- 16 TIA Portal Safety Validation Assistant

Central User Management (UMC)

Support of SIMATIC S7-1500 CPU for Central User Management



SIMATIC S7-1500 UMAC can connect to UMC to use centrally managed users and groups

- CPU services can now be used by centrally managed users and user groups from UMC and a connected Microsoft Active Directory.
- The central user data can be changed directly in the central user administration or the MS Active Directory without changes to the CPU configuration.

Benefit

- Central user management (UMC) is available for a growing supported product portfolio, allowing an efficient user management within the OT
- Further supported products are:

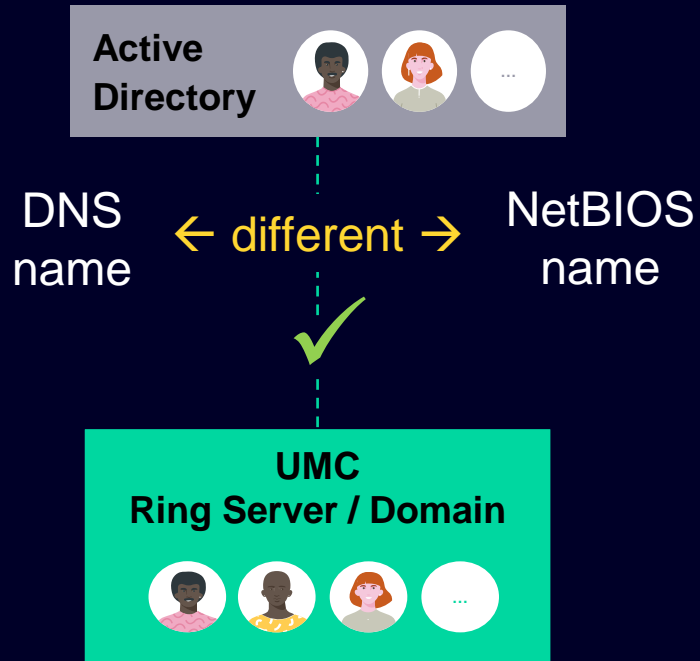
TIA Portal Engineering | Sinumerik One | WinCC Unified
WinCC Advanced | SINEMA RC | SINEC NMS | SINEC INS

SIMATIC PCS neo (*) | OpCenter Execution (*)

(*) with separate configuration

Central User Management (UMC)

Support for MS Active Directory configurations with different FQDN and NetBIOS name



Support of unconventional AD configuration

- UMC now supports Active Directory configurations that deviate from Microsoft recommendations but are frequently used by customers.
- UMC can now connect to Active Directory even if the DNS and NetBIOS names are different.


Benefit

- This enables a better integration of UMC into existing customer infrastructures and a more flexible deployment.

TIA Portal V20

TIA Portal Options

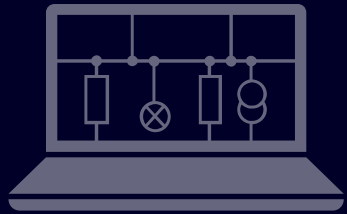

Content



- 01 SIMATIC STEP 7 Safety
- 02 SIMATIC Safe Kinematics
- 03 TIA Portal Multiuser
- 04 SIMATIC Robot Library
- 05 OPC UA
- 06 SIMATIC S7-PLCSIM / S7-PLCSIM Advanced
- 07 SIMATIC Target for Simulink
- 08 TIA Portal Test Suite
- 09 SIMATIC Visualization Architect (SiVArc)
- 10 SIMATIC Modular Automation (MTP)
- 11 Central User Management (UMC)
- 12 Modular Application Creator**
- 13 SIMATIC ProDiag / SysDiag
- 14 TIA Portal Teamcenter Gateway
- 15 TIA Package Manager
- 16 TIA Portal Safety Validation Assistant

Modular Application Creator – Generating instead of programming

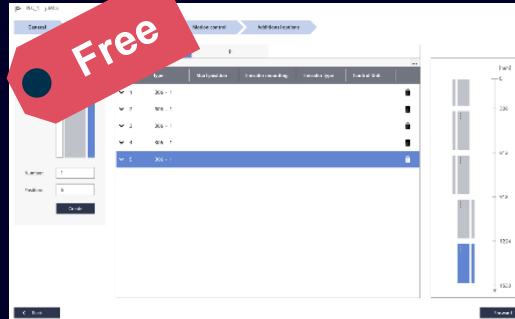
HW Config in
TIA Portal



ECAD/HWCN

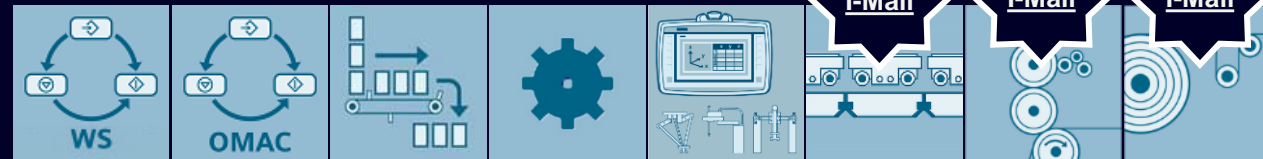
Modular Application Creator 19.1

Update!



- **Generating** instead of programming TIA Portal projects
- Easy configuration with technological view and graphical guided assistance as well as automatic validation
- Management of **projects and versioned/signed equipment modules**

Equipment Modules



[Weihen-
stephan](#)

[OMAC](#)

[Intel. Belt](#)

[TO Gen.](#)

[Robotics](#)

[MCS](#)

[Printing](#)

[Converting](#)

Update!

Update!

Module Builder



Visual Studio Extension to create your own **custom modules**

Generation of
the TIA Portal
project incl.
drives:



TIA Portal project


SIMIT HMI (Openness)



TIA Portal V20

TIA Portal Options

Content



- 01 SIMATIC STEP 7 Safety
- 02 SIMATIC Safe Kinematics
- 03 TIA Portal Multiuser
- 04 SIMATIC Robot Library
- 05 OPC UA
- 06 SIMATIC S7-PLCSIM / S7-PLCSIM Advanced
- 07 SIMATIC Target for Simulink
- 08 TIA Portal Test Suite
- 09 SIMATIC Visualization Architect (SiVArc)
- 10 SIMATIC Modular Automation (MTP)
- 11 Central User Management (UMC)
- 12 Modular Application Creator
- 13 SIMATIC ProDiag / SysDiag**
- 14 TIA Portal Teamcenter Gateway
- 15 TIA Package Manager
- 16 TIA Portal Safety Validation Assistant

ProDiag

Customer Benefits: Key questions to make decisions



”

You are faced with the task of adapting your process diagnostics very often and do not want to change your library function blocks every time?

”

You want to cycles granularly record all process errors in order to identify causalities?

”

You want to reliably identify sporadic errors and display them on the HMI?

”

You want to handle your supervisions centrally in a separate view, independent of your user program?





+ SIMTIC S7-1500 family




+ SIMATIC HMI WinCC Unified/Unified Comfort Panels



+ SIMATIC HMI WinCC Advanced/Comfort Panels



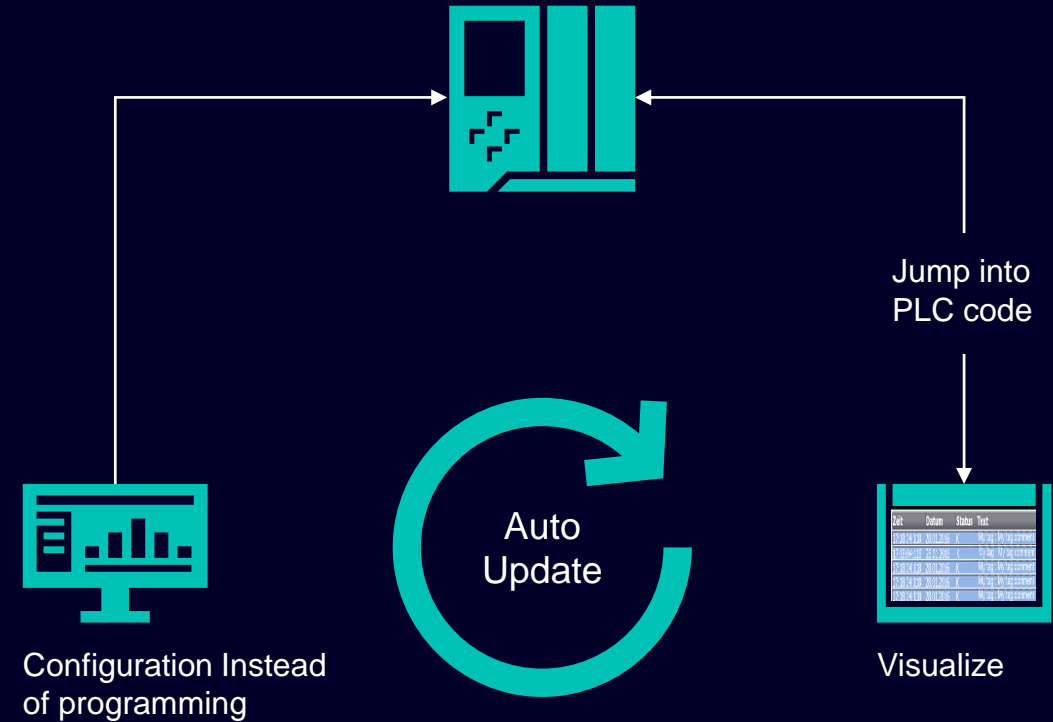
+ SIMATIC HMI WinCC Professional/WinCC Scada (V.8 or higher)





System advantage: Automatic Update of the HMI during runtime


- PLC is available as a central alarm server for 3 languages
- System ensure the data consistency
- No consideration of different engineering steps required
→ Download to PLC → ready
- Easy maintenance
→ No specialist staff for HMI required
- Changing alarms during operation



TIA Portal V20

TIA Portal Options

Content



- 01 SIMATIC STEP 7 Safety
- 02 SIMATIC Safe Kinematics
- 03 TIA Portal Multiuser
- 04 SIMATIC Robot Library
- 05 OPC UA
- 06 SIMATIC S7-PLCSIM / S7-PLCSIM Advanced
- 07 SIMATIC Target for Simulink
- 08 TIA Portal Test Suite
- 09 SIMATIC Visualization Architect (SiVArc)
- 10 SIMATIC Modular Automation (MTP)
- 11 Central User Management (UMC)
- 12 Modular Application Creator
- 13 SIMATIC ProDiag / SysDiag
- 14 TIA Portal Teamcenter Gateway
- 15 TIA Package Manager
- 16 TIA Portal Safety Validation Assistant

TIA Portal Teamcenter Gateway


Teamcenter Version support

Support



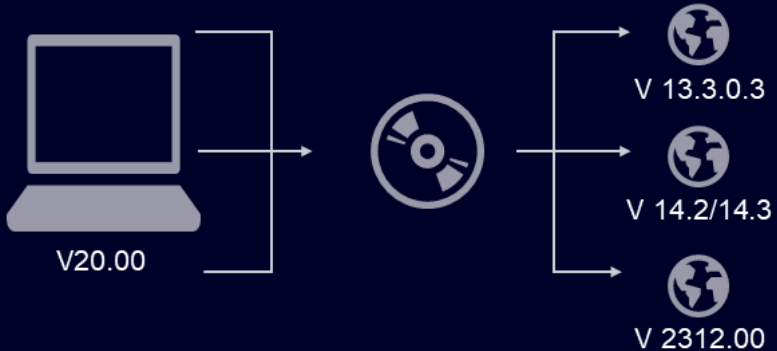
TIA Teamcenter Gateway provides different version of Teamcenter support (i.e. 13.3.0.3, 14.2, 14.3 and 2312.00) in TIA Portal V20.

Benefits



- Digital Enterprise requires a connection of TIA Portal and Teamcenter
- Existing customers can use different version of TIA Portal and Teamcenter
- Managing various TIA Portal engineering project also part of PLM system


Teamcenter (Server + Client)	TIA Portal Version
	V20.00
13.3.0.3	X
14.2	X
14.3	X
2312.0	X



TIA Portal V20

TIA Portal Options

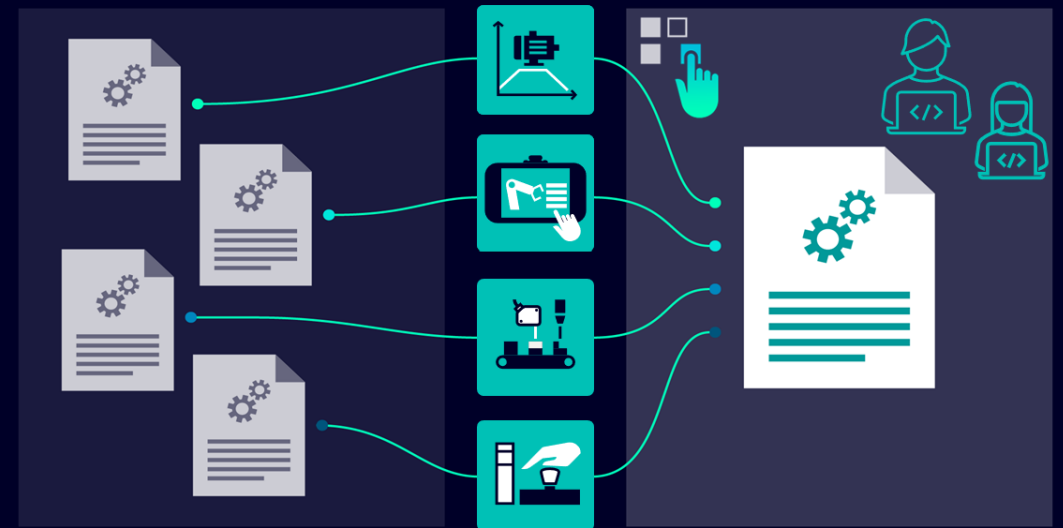
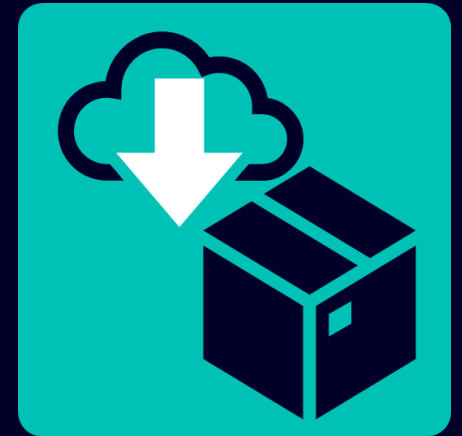
Content



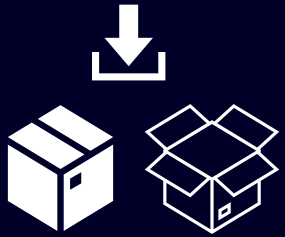
- 01 SIMATIC STEP 7 Safety
- 02 SIMATIC Safe Kinematics
- 03 TIA Portal Multiuser
- 04 SIMATIC Robot Library
- 05 OPC UA
- 06 SIMATIC S7-PLCSIM / S7-PLCSIM Advanced
- 07 SIMATIC Target for Simulink
- 08 TIA Portal Test Suite
- 09 SIMATIC Visualization Architect (SiVArc)
- 10 SIMATIC Modular Automation (MTP)
- 11 Central User Management (UMC)
- 12 Modular Application Creator
- 13 SIMATIC ProDiag / SysDiag
- 14 TIA Portal Teamcenter Gateway
- 15 TIA Package Manager
- 16 TIA Portal Safety Validation Assistant

TIA Package Manager

Download libraries and application examples
with one click

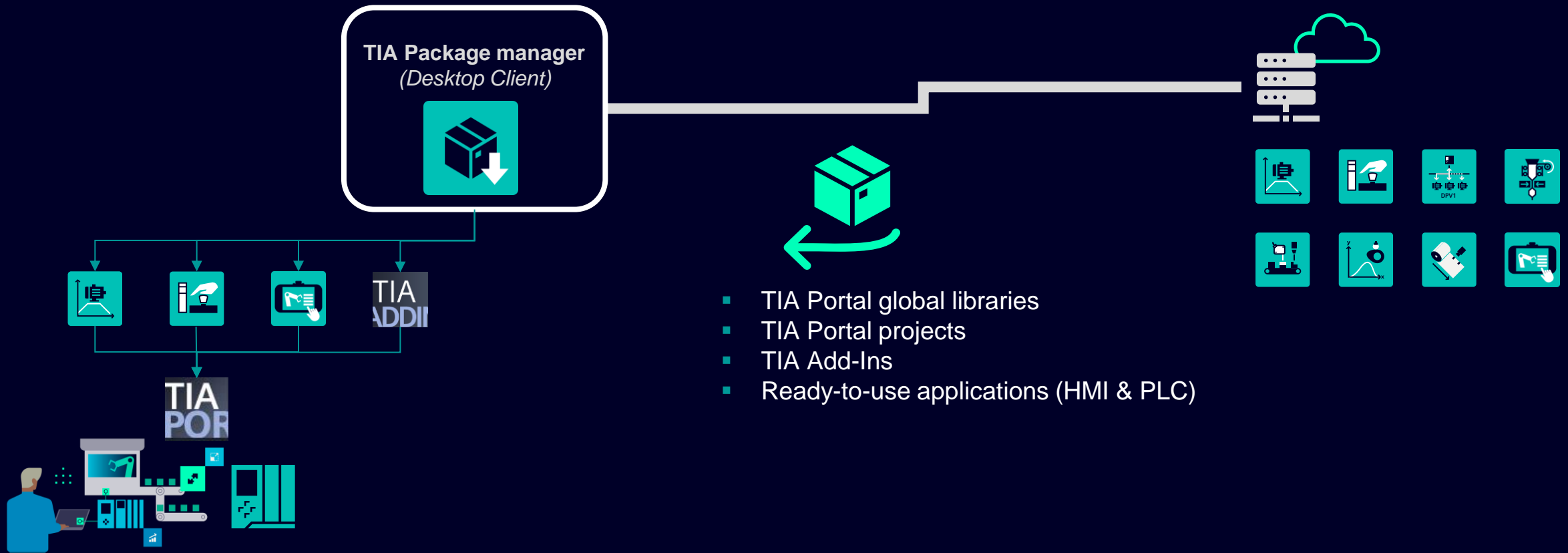


TIA Package Manager - Introduction



The **TIA Package Manager** is a tool designed to streamline the process of downloading, and managing application packages – *global libraries, TIA Add-Ins and example projects*.

It enhances productivity by simplifying the process of searching, installing and managing libraries - and TIA Add-Ins - for TIA Portal



TIA Package Manager – User Interface

SIEMENS TIA Package Manager
Settings Serena Millers

Search Installed 3

PLC Refresh

Advanced Search

Package Type	Categories
<input type="checkbox"/> tia_add_in (9)	<input type="checkbox"/> .NET (9)
<input type="checkbox"/> plc_lib (9)	<input type="checkbox"/> Software tools (9)
	<input type="checkbox"/> TIA Add-Ins (9)
	<input type="checkbox"/> TIA Portal Openness (9)
	<input type="checkbox"/> Wizards (0)
	<input type="checkbox"/> Motion Control (9)
	<input type="checkbox"/> PLC libraries (9)
	<input type="checkbox"/> S7-1500 (9)
	<input type="checkbox"/> S7-1500T (9)
	<input type="checkbox"/> Synchronous Axis (9)

TIA ADDIN **STEP 7 Engineering Assistant**
This TIA Add-In offers the possibility to efficiently edit existing PLC objects in a TIA Portal project...

TIA ADDIN **VariableCleaner**
This TIA Add-In offers the possibility to delete unused variables in PLC program blocks or unus...

TIA ADDIN **Export-Import**
This TIA Add-In offers the possibility to export and import existing PLC and HMI objects in a TIA Port...

Failsafe library for SINAMICS drives
The library includes fail-safe SIMATIC S7 blocks to implement various Safety applications in conjuncti...

LCamHdl - Creation of cam disks...
Motion sequences in modern production machines are realized with electronic cam disks instead of fo...

[More application examples online on SiePortal](#)

Failsafe library for SINAMICS drives

The library includes fail-safe SIMATIC S7 blocks to implement various Safety applications in conjunction with a S7-1200F, S7-1500F, failsafe Open/Software Controller, SINUMERIK ONE and SINAMICS drives as well as SIMATIC Micro-Drive coupled through PROFIsafe.

version
4.2.1 *latest version

Install

DETAILS
CHANGELOG
QUICK START
DOCUMENTATION

SIMATIC - Failsafe library - LDrvSafe

Overview

The LDrvSafe library is designed to implement various Safety applications in conjunction with a S7-1200F, S7-1500F, failsafe Open/Software Controller, SINUMERIK ONE and SINAMICS drives as well as SIMATIC Micro-Drive coupled through PROFIsafe. It enables simple control of SINAMICS Safety Functions via PROFIsafe as well as failsafe diameter detection, up to Safety Integrity Level 2 (EN 62061) and Performance Level d, Category 3 (EN ISO 13849-1).

Features

Overview about realized function blocks:

PROFIsafe Control and Status Words

Tags

Motion Control
PLC libraries

S7-1500
S7-1500T

Technology Objects

Synchronous Axis

Installed for

TIA Portal V19 ○

TIA Portal V18 ○

More Info

Identifier	LDrvSafe
Type	PLC Library
Latest version	4.2.1


Page 246 Unrestricted | © Siemens 2024 | TIA Portal V20 Technical Slides

TIA Package Manager - Main features

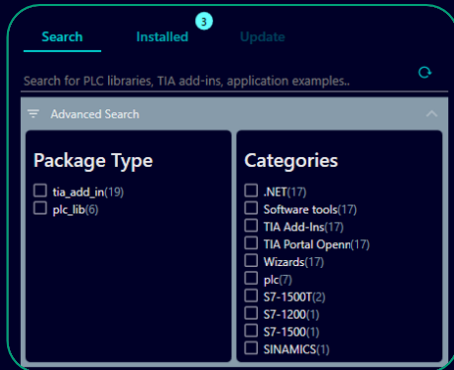


Powerful search engine

Real-time results and suggestions



Advanced search filters



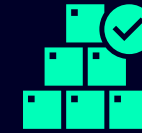
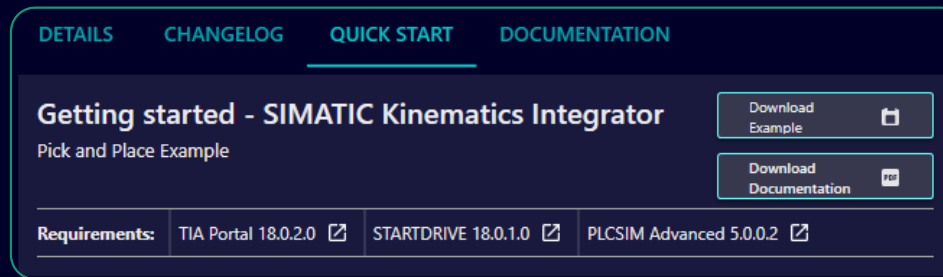
Compatibility check

Verify which TIA Portal version is required for the package



Direct links to SIOS

Access major software requirements directly.



Installation tracking

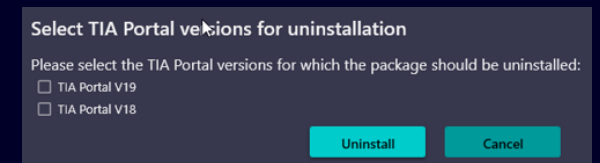
Monitor which libraries and TIA Add-Ins were installed.

TIA Package Manager



Uninstall or update:

Manage installed libraries and TIA Add-Ins.



TIA Package Manager – SIOS release



How to get the TIA Package Manager




www.siemens.com/tia-package-manager

TIA Portal V20

TIA Portal Options

Content



- 01 SIMATIC STEP 7 Safety
- 02 SIMATIC Safe Kinematics
- 03 TIA Portal Multiuser
- 04 SIMATIC Robot Library
- 05 OPC UA
- 06 SIMATIC S7-PLCSIM / S7-PLCSIM Advanced
- 07 SIMATIC Target for Simulink
- 08 TIA Portal Test Suite
- 09 SIMATIC Visualization Architect (SiVArc)
- 10 SIMATIC Modular Automation (MTP)
- 11 Central User Management (UMC)
- 12 Modular Application Creator
- 13 SIMATIC ProDiag / SysDiag
- 14 TIA Portal Teamcenter Gateway
- 15 TIA Package Manager
- 16 TIA Portal Safety Validation Assistant

TIA Portal Safety Validation Assistant

Obligation of verification and validation is stated in the standards

Machinery Directive

EN ISO 13849-2 Section 8 | EN ISO 62061 Section 9

“[...] function test of the safety functions in all operating modes of the machine to determine whether they comply with the specified characteristics [...]”



Road to CE marking of a machine ...

One important step: Verification & validation

Time-consuming function test
→ Test and document whether the safety functions are implemented as previously specified

CE label

Each machine needs to have the CE label which confirms that all of the relevant directives have been complied



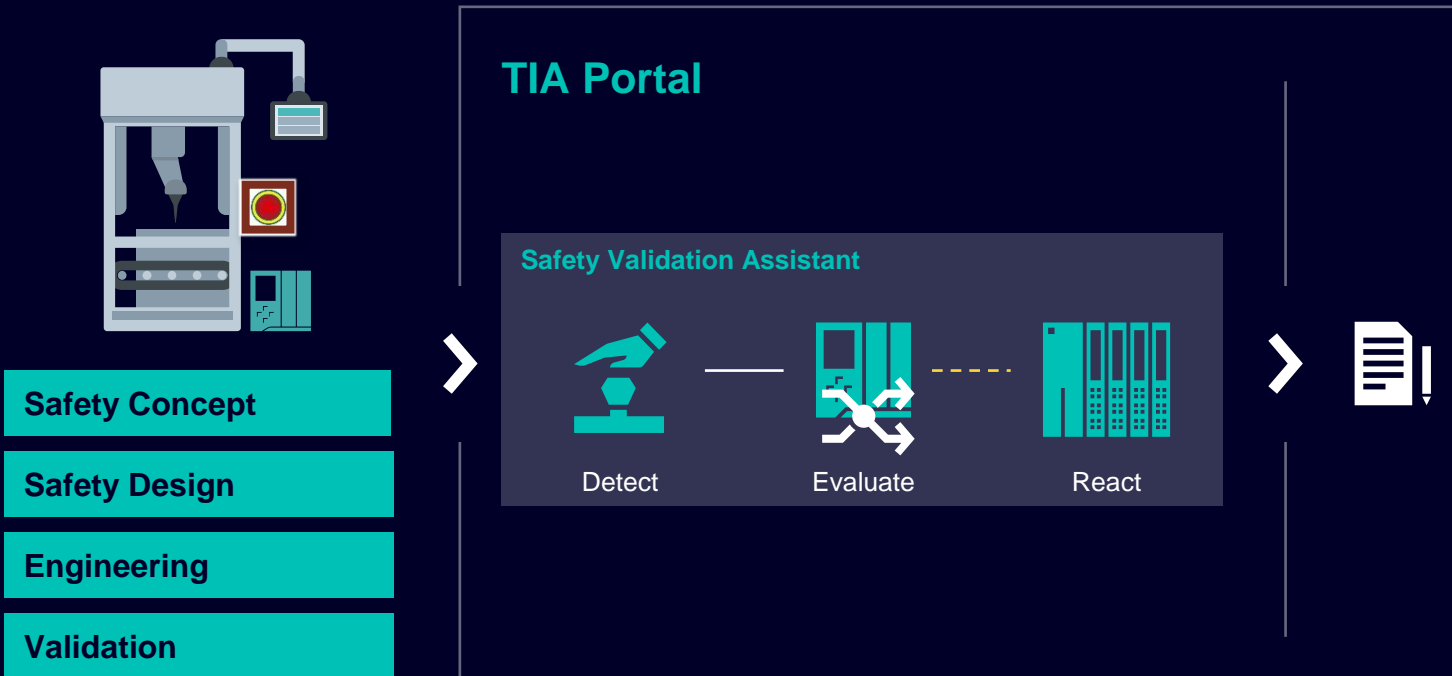
TIA Portal Safety Validation Assistant

Overview of machine validation

Safety concept, design
and engineering

Validation

Documentation



Solution

Guided validation of the machine safety functions

Easily validate the parametrization of the entire chain of a safety function by using software-guided test wizards.


The [Safety Activation Test](#) in [TIA Portal Safety Validation Assistant](#) validates the safety function of the entire chain from sensor to actuator. It supports [SIMATIC](#) as well as [SINAMICS](#) products.

The results can be exported afterwards in a single test report to proof the correct function of the entire safety function chain. The test report is an integral part of the machine documentation.

TIA Portal Safety Validation Assistant

Delivery forms

	TIA Portal Safety Validation Assistant V20	Software Update Service
Article number for DVD	–	–
Article number for license download (OSD)	6SL3072-5LA05-0XG5	6SL3072-5AA05-0XY8
Delivery with STEP 7 Prof.	X ¹	X ¹
Updates in TIA Portal Updater	X	X



¹ No installation required

TIA Portal Safety Validation Assistant

Safety Activation Test workflow & required license

Workflow

- 01 Definition:** All safety functions via the **wizard:** Operating mode, input conditions, expected response (this step can be initiated by the configuration engineer before Commissioning phase are executed)
- 02** After machine commissioning: **Performing the tests** and run through all defined safety functions via the **guided step-by-step wizard**
- 03** **Automatic** creation of the **test report** with all necessary information

The screenshots illustrate the configuration and execution of a Safety Activation Test (SF 1) for a Guard door test. The top screenshot shows the configuration screen with the following details:

- Name:** Guard door test
- Description:** Open the guard door. All drives must stop or go into safe speed. The EStop must not be triggered.
- Input conditions (system states) and expected system responses:**

Device / Axis	Signal usage	Sensor / Actuator	Comment	Initial state	Executed state	Response state
PLC_1	Input condition	"Data" GuardDoor		True	False	True
PLC_1	Response	"Data" SafeOff				True
PLC_1	Response	"Data" EStop				True
PLC_1	Response	"Data" SafeSpeed				True

The middle screenshot shows the execution steps:

Step	Test description	Status
1	Initialize input conditions The initialization is completed	OK
2	Perform Safety Activation Test The test procedure will be executed	OK
3	Check response Test conditions fulfilled	OK
4	Complete the test The test is completed	OK

The bottom screenshot shows the test report configuration and results:

- Trace configuration:** Record Trace (checked)
- Signals:** "Data" EStop, "Data" GuardDoor, "Data" SafeSpeed, "Data" SafeOff
- Input conditions and responses:**

Input conditions (initial)	PLC_1	"Data" GuardDoor	True	OK
Input conditions (executed)	PLC_1	"Data" GuardDoor	False	OK
Response	PLC_1	"Data" SafeOff	True	OK
		"Data" EStop	True	OK
		"Data" SafeSpeed	True	OK

Trace configuration:

Recording level	MC_Servo	OIB1
Recording duration	2.0 s	

Signals: "Data" EStop, "Data" GuardDoor, "Data" SafeSpeed, "Data" SafeOff, "Data" Speed

Trigger conditions: Trigger on value change

Trigger tag: "Data" GuardDoor

Pretrigger: 0.5 s

Safety **Validation** is an important step on the way to the required **CE marking** of the machine!

Safety Activation Test is part of the Safety Validation Assistant and thus also part of the TIA Portal **Safety Validation Assistant license**.

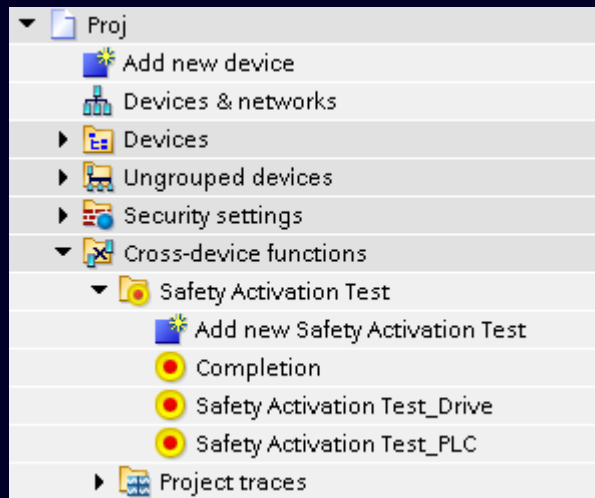


TIA Portal Safety Validation Assistant

How to start

Location in TIA Portal

The Safety Activation Test is located under **Cross-device functions**



Supported Hardware

Depending on the installed software, the following devices are supported:

With **STEP 7**:

- SIMATIC PLC (Standard and Failsafe)
- Distributed IOs (Standard and Failsafe)

With **Startdrive**:

- SINAMICS Drives (With enabled Safety Integrated Functions)

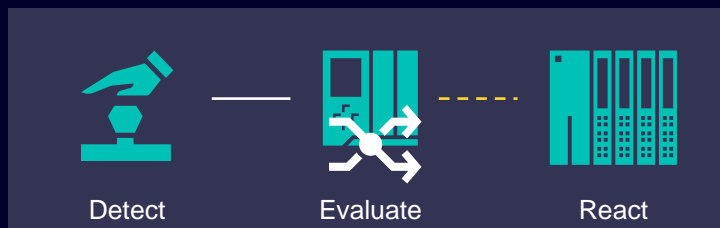
TIA Portal Safety Validation Assistant

Possible evaluation devices

Every Safety Activation Test needs a device that acts as **evaluation device**. The following devices are supported:

- SIMATIC PLCs
- SINAMICS Drives

The evaluation device contains the logic of the Safety function. The Safety Activation Tests supports the **trace functionality** on the evaluation device.



SIMATIC as evaluation device

- For **any** SIMATIC in TIA Portal
- Access boolean tags for test
- Access all tags for trace
- Access networked devices (periphery, SINAMICS, ...) for test

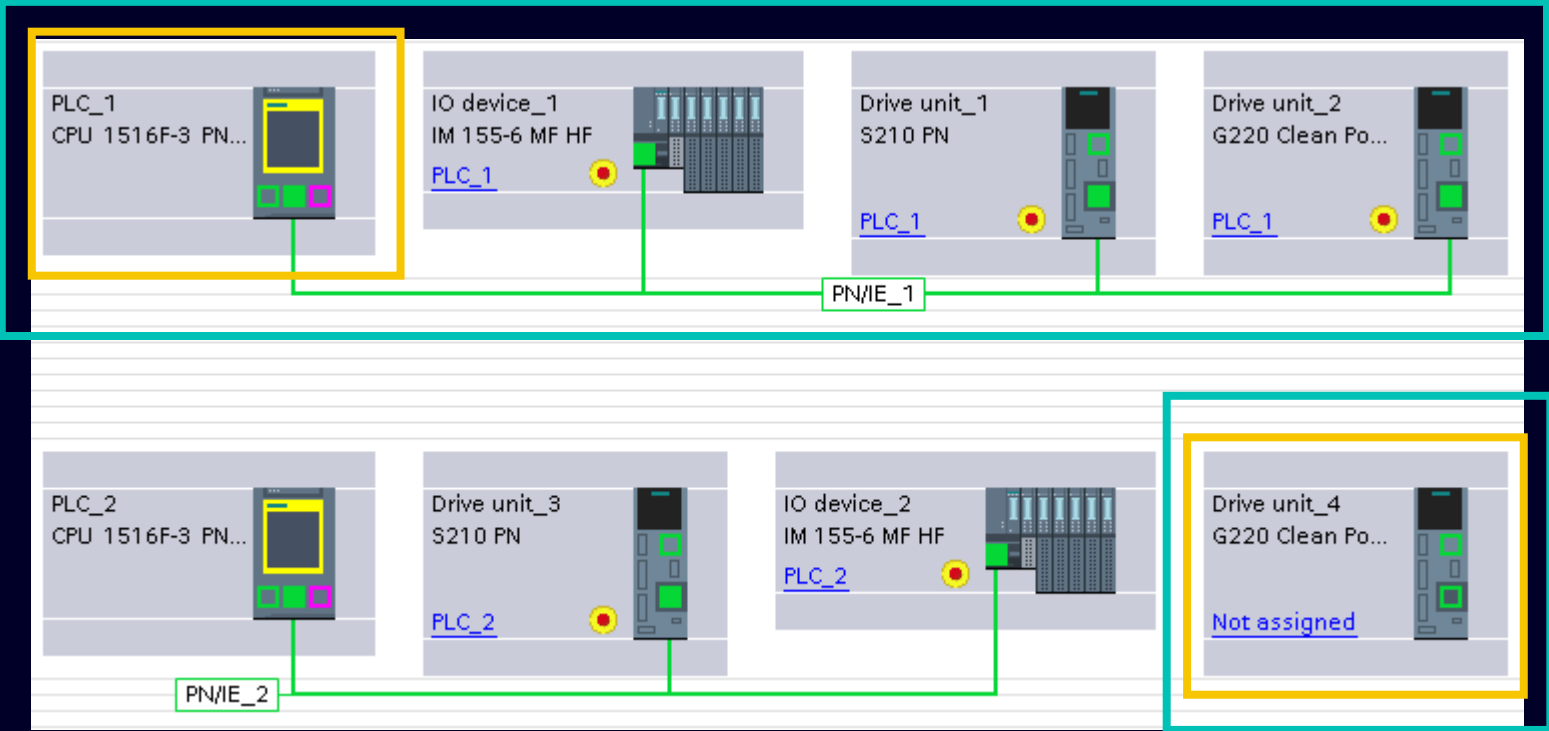
SINAMICS as evaluation device

- For any SINAMICS with **more than 1 F-DI**
- Access Safety Integrated Function status and F-DI status for test
- Access all parameters for trace

TIA Portal Safety Validation Assistant

Intelligent network analysis

PLC as evaluation device – Access all networked devices in Safety Activation Test



Drive as evaluation device – Access only the drive

TIA Portal Safety Validation Assistant

Trace functionality

PLC as evaluation device

- 1 trace instance can be used
- All PLC tags available
- Trigger „on value change“

Record Trace i

Signals:

Name	Data type	Address	Comment
"Data".EStop	Bool		
"Data".GuardDoor	Bool		
"Data".SafeSpeed	Bool		

Sample with:

Max. recording duration:

Recording duration:

Pretrigger:

Trigger tag:

Drive as evaluation device

- 1 trace instance can be used
- All drive parameters available
- Trigger on Boolean signals
- Automatic cycle time calculation

Trace configuration

Record Trace i

Signals:

Address	Data type	Name
r9722.0	BOOLEAN	SI status signals.STO or safe pulse cancellation active
r9714[0]	FLOAT	SI diagnostics velocity[Load side velocity actual value]

Trigger mode:

Trigger tag:

Event:

Cycle: ms

Recording duration (a): ms

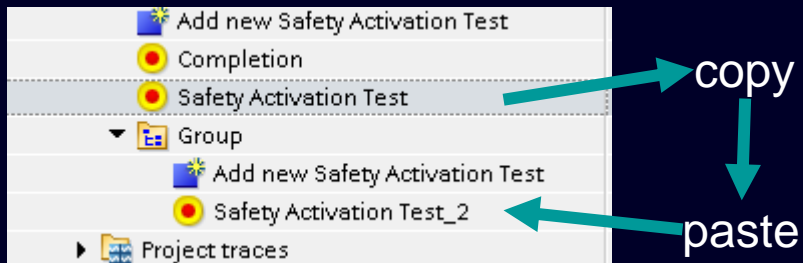
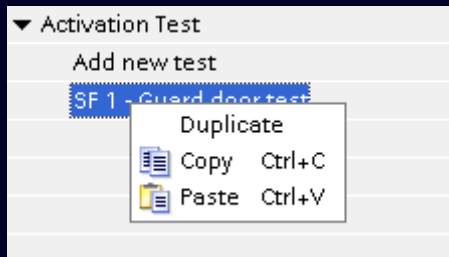
Pretrigger (b): ms

TIA Portal Safety Validation Assistant

Reusing the Safety Activation Test

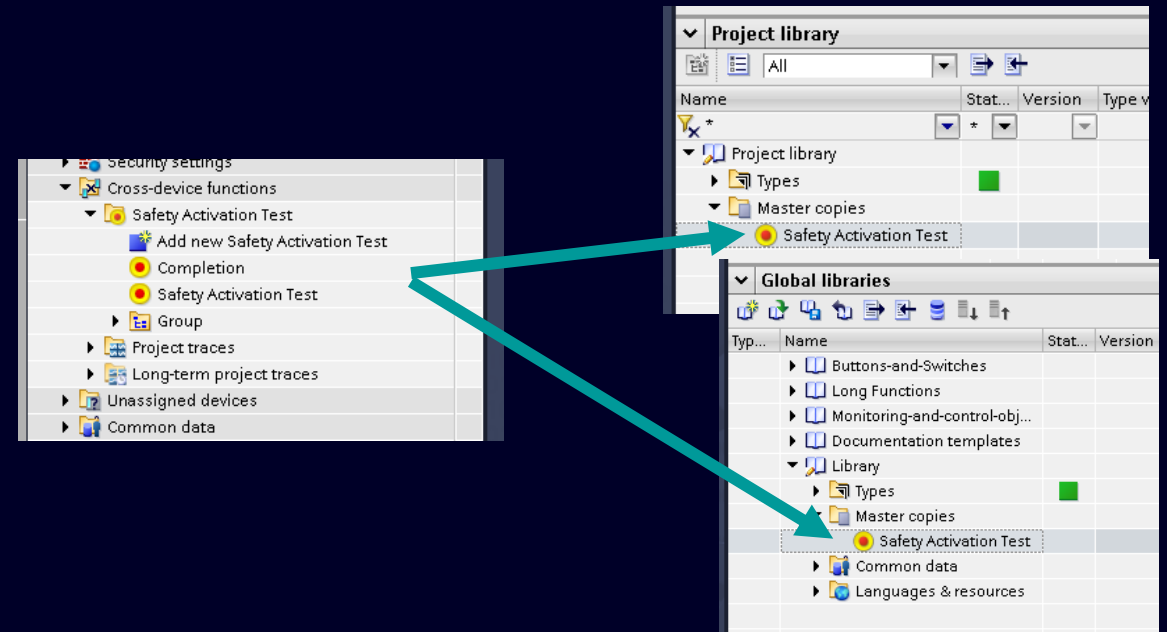
Copy functionality

- Duplicate or copy & paste test cases
- Copy & paste a whole Safety Activation Test



Library support

- Use project and global libraries with Safety Activation Test
- Storage as **Master copy**





TIA Portal Safety Validation Assistant

Accessing the TIA help

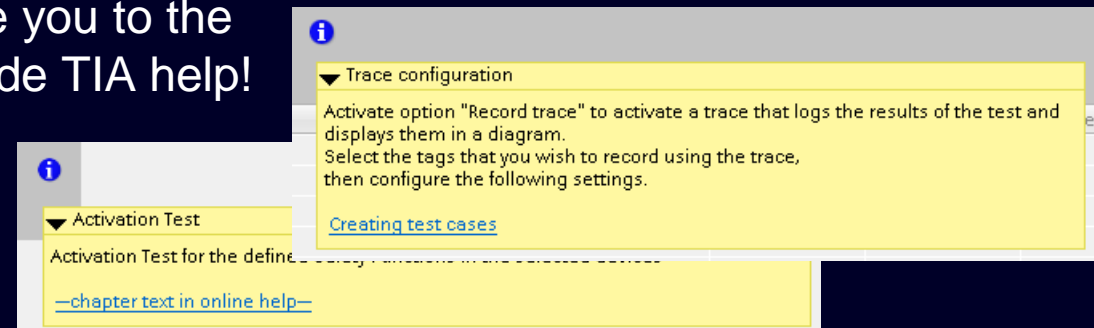
Having a question regarding
the Safety Activation Test?



Access TIA help directly by
following the 



The link will guide you to the
correct place inside TIA help!



TIA Portal Safety Validation Assistant

Test report

Safety Activation Test TIA Portal V20	
Device-specific data	
Overview	
Name	Type
PLC_1	CPU 1516F-3 PN/DP
PLC_1	
General information	
F-signatures	
Collective F-signature of the safety program	74592A0D
Collective F-signature of the F-Runtime group	1F201B6
Version label of STEP 7 Safety	20000000
Collective F-HW signature	E97329D1
Collective F-SW signature	8AE6003C
Hardware configuration of F-I/O	
F-PLC information	
Short designation	CPU 1516F-3 PN/DP
Article number	6ES7 516-3FN02-0AB0
Firmware version	V2.9
Rail-Slot	1
Module	PLC_1

SF 1 - Guard door test				
Step	Test description	Status		
1	Initialize input conditions The initialization is completed.	OK		
2	Perform Safety Activation Test The test procedure will be executed	OK		
3	Check response Test conditions fulfilled.	OK		
4	Complete the test The test is completed.	OK		
Input conditions and responses				
Input conditions (initial)				
	PLC_1	"Data".GuardDoor	True	OK
Input conditions (executed)				
	PLC_1	"Data".GuardDoor	False	OK
Response				
	PLC_1	"Data".SafeOff	True	OK
		"Data".EStop	True	OK
		"Data".SafeSpeed	True	OK
Trace configuration				
Recording level	MC_Servo	0B91		
Recording duration	2.0 s			
Signals	"Data".EStop			
	"Data".GuardDoor			
	"Data".SafeSpeed			
	"Data".SafeOff			
	"Data".Speed			
Trigger conditions	Trigger on value change			
Trigger tag	"Data".GuardDoor			
Pretrigger	0.5 s			

Completion of the report			
Safety integrated parameters			
Specified checksums checked			
PLC_1			
Data backup			
Parameters	Storage medium	Type	
		Designation	
		Date	
		Archive storage location	
PLC program	Storage medium	Type	
		Designation	
		Date	
		Archive storage location	
Circuit diagrams	Storage medium	Type	
		Designation	
		Date	
		Archive storage location	
Countersignatures			
Commissioning engineer			
This confirms that the tests and checks were performed correctly.			
Date			
Name			
Company/Dept.			
Signature			
Machine manufacturer			
This confirms that the recorded checksums (Safety logbook) are correct.			
Date			
Name			
Company/Dept.			
Signature			

Overview all relevant data (firmware version, safety parameters)
→ **Time savings** compared to manual documentation

All test results of the **Activation Test** (incl. trace images)

Separate sheet for signatures

Same look and feel as the report from Startdrive **Safety Acceptance Test** for SINAMICS
A perfect match!

Download and Trial

Download TIA Portal V20 and try it for free for 21 days

<https://support.industry.siemens.com/cs/ww/en/view/109963850>

Download TIA Portal V20 updates

<https://support.industry.siemens.com/cs/ww/en/view/109963851>

 Add page to mySupport favorites and activate email notification to receive latest updates immediately.

Try without installation effort via TIA Portal Cloud

Activate your 21 days TRIAL access for TIA Portal V20 and previous versions:

<https://support.industry.siemens.com/cs/ww/en/view/109772248>

Disclaimer

© Siemens 2024

Subject to changes and errors. The information given in this document only contains general descriptions and/or features which may not always specifically reflect those described, or which may undergo modification in the course of further development of the products. The requested features are binding only when they are expressly agreed upon in the concluded contract.

All product designations may be trademarks or other rights of Siemens Aktiengesellschaft, its affiliated companies or other companies whose use by third parties for their own purposes could violate the rights of the respective owner.

MATLAB and Simulink are registered trademarks of The MathWorks, Inc.

Open Source Software License Information: The products shown in this presentation include software developed by the OpenSSL Project for use in the OpenSSL Toolkit. (<http://www.openssl.org/>)

Contact

Published by Siemens

[siemens.com/tia-portal](https://www.siemens.com/tia-portal)