

The Siemens logo is displayed in a white rectangular box in the upper left corner of the page. The background of the entire page is a close-up photograph of a network switch's rear panel, showing several RJ45 ports. Some ports have green Ethernet cables plugged in, while others have red and black cables. Labels like 'CLP', '11', '13', '5', '6', 'PoE++', and '54VDC' are visible on the switch face.

SIEMENS

Rugged Communication

RUGGEDCOM Compact Switches Ordering Overview

Layer 2 Ethernet Switches

Ordering
Overview

Edition
07/2021

siemens.com/ruggedcom

RUGGEDCOM Ethernet switches are specifically designed to operate reliably in industrially harsh environments.

Contents

RUGGEDCOM technology	4
RUGGEDCOM i800 family	6
RUGGEDCOM RS900	7
RUGGEDCOM RS900G	8
RUGGEDCOM RS900GP	9
RUGGEDCOM RSG907R / RSG908C	10
RUGGEDCOM RSG909R / RSG910C	11
RUGGEDCOM RST916P #FGH-%* 7"	12
RUGGEDCOM RSG920P #FG@-%\$	13
RUGGEDCOM RS940G	14
RUGGEDCOM media converters	15
RUGGEDCOM power injector	18
RUGGEDCOM RPS1300 power supply	18
Accessories	19

RUGGEDCOM Selector configuration tool

RUGGEDCOM Ethernet switches are specifically designed to operate reliably in industrially harsh environments. All RUGGEDCOM switches meet and exceed recognized industry standards (e.g. IEC 61850-3, IEEE 1613, NEMA TS 2) for ruggedness and communications performance. They are ideally suited for mission critical real-time control applications requiring high levels of reliability and availability.



With the RUGGEDCOM Selector you can transfer the order number to the Siemens Industry Mall and order your products.

To use the RUGGEDCOM Selector for the selection and configuration of RUGGEDCOM products, visit: siemens.com/ruggedcom-selector

RUGGEDCOM technology

RUGGEDCOM products have been specifically designed and tested to withstand the demands of harsh environments.

Rugged Rated

Highly Accelerated Life Testing (HALT) is used in the early stages of product development to detect any design and performance issues. Siemens performs Highly Accelerated Stress Screening (HASS) on all RUGGEDCOM products, in order to ensure that customers get their orders free of manufacturing errors and random defects.

RUGGEDCOM products provide reliable and error-free operation in harsh electrical installations with high EMI.

Operation in industrial temperature range

- -40 °C to +85 °C normal operation
- Passive cooling – no fans

High availability

- Integrated single or redundant power supplies
- Universal high-voltage range: 88–300 VDC or 85–264 VAC
- Low voltage: 12 VDC, 24 VDC or 48 VDC

Durable installations

- Full metal enclosure
- Heavy duty mounting
- Industrial terminal blocks for power and I/O connection

Zero Packet Loss™

The proliferation of IP networking technology from the office to industrial environments, for use in real-time, mission critical control applications requires a level of immunity to electromagnetic interference (EMI) well beyond what is currently delivered by commercial grade networking products. In fact, even the EMI immunity requirements prescribed by IEC 61000-6-2 (generic standards – immunity for industrial environments) are inadequate for many environments.

One such environment is the electric utility substation, where EMI levels can be significantly higher than those of the generic industrial environment defined in IEC 61000-6-2. In order to address this risk, both the IEC and IEEE have developed and issued standards addressing EMI immunity requirements for communications networking equipment in electric utility substations.

RUGGEDCOM from Siemens has pioneered the technology that can withstand the requirements of the EMI type tests under the IEC 61850-3 standard without any communication losses or delays. This is called Zero Packet Loss technology and the products designed with this technology are classified as IEEE 1613 class 2 error-free devices. Zero Packet Loss technology is an innovation that provides EMI immunity and reliability equivalent to that of protective relays.



IEC 61850

IEC 61850 standard for communications in substations is composed of ten parts, which outlines a complete framework for substation automation, including EMI (electromagnetic interference), immunity and environmental requirements (IEC 61850-3) for communications networks in substations.

The EMI immunity requirements of IEC 61850-3 are derived from IEC 61000-6-5 (Immunity for Power Station and Substation Environments), which defines a set of potentially destructive EMI type tests designed to simulate both continuous and transient EMI phenomena in the substation.

This standard has a minimum requirement that the networking equipment operates without any physical damage, reset or latch-up during the application of a variety of destructive EMI immunity type tests.

IEEE 1613

IEEE 1613 specifies ratings, environmental performance and testing requirements for communications networking devices installed in electric power substations.


Within the standard, two classes of devices are defined, based on the outcome of a specific set of potentially destructive EMI type tests (EMI stress) designed to simulate EMI phenomena in the substation. These type tests are derived from the same type tests applied to mission critical protective relays (i.e. C37.90.).

Class 1 — these devices are allowed to experience data errors, loss, or delays when exposed to EMI stress.

Class 2 — these devices must provide error-free (i.e. no data errors, delays or loss) operation when exposed to EMI stress.

Neither class of device must experience any permanent damage under EMI stress.

The RUGGEDCOM family qualifies as IEEE 1613 Class 2 error-free devices.



RUGGEDCOM i800 family



Product	Article number				
RUGGEDCOM i800	6GK6008-0AS20-0	.	.	.	- Z
RUGGEDCOM i800NC	6GK6008-0AS10-0				
Management options					
Managed with ROS		M			
Unmanaged		U			
Temperature option					
-20° C to +60° C			T		
-40° C to +85° C			U		
Manufacturing modification					
Standard				0	
Conformal coating				1	



Product	Article number				
RUGGEDCOM i801	6GK6008-1AS20-0	.	.	.	- Z
RUGGEDCOM i801NC	6GK6008-1AS10-0				
Management options					
Managed with ROS		M			
Unmanaged		U			
Temperature option					
-20° C to +60° C			T		
-40° C to +85° C			U		
Manufacturing modification					
Standard				0	
Conformal coating				1	



Product	Article number				
RUGGEDCOM i802	6GK6008-2AS20-0	.	.	.	- Z
RUGGEDCOM i802NC	6GK6008-2AS10-0				
Management options					
Managed with ROS		M			
Unmanaged		U			
Temperature option					
-20° C to +60° C			T		
-40° C to +85° C			U		
Manufacturing modification					
Standard				0	
Conformal coating				1	



Product	Article number				
RUGGEDCOM i803	6GK6008-3AS20-0	.	.	.	- Z
RUGGEDCOM i803NC	6GK6008-3AS10-0				
Management options					
Managed with ROS		M			
Unmanaged		U			
Temperature option					
-20° C to +60° C			T		
-40° C to +85° C			U		
Manufacturing modification					
Standard				0	
Conformal coating				1	

Examples

RUGGEDCOM i800 managed with ROS with temperature range of -40° C to +85° C and conformal coating.

Order code

6GK6008-0AS20-0MU1-Z

RUGGEDCOM RS900



Product	Article number									
RUGGEDCOM RS900	6GK6090-0AS2	.	–	0	.	A	.	–	Z	
Power supply										
24 VDC (10 – 36 VDC)		1								
48 VDC (36 – 72 VDC)		2								
HI (88 – 300 VDC / 85 – 264 VAC)		3								
Mounting option										
No mounting kit						A				
Din rail mounting						B				
Panel mounting						C				
Manufacturing modification										
Standard									0	
Conformal coating									1	
Explosive atmosphere coating									2	

Z options	Port 7 & 8
None	A00
2 x 10/100BASE-TX,	A01
1 x 100BASE-FX, Multi-mode, 1300nm, MTRJ, and 1x no port	A02
2 x 100BASE-FX, Multi-mode, 1300nm, MTRJ	A03
1 x 100BASE-FX, Multi-mode, 1300nm, SC, and 1x no port	A04
2 x 100BASE-FX, Multi-mode, 1300nm, SC	A05
1 x 100BASE-FX, Multi-mode, 1300nm, SC, and 1 x 100BASE-FX, Single-mode, 1310nm, SC, 20km	A06
1 x 100BASE-FX, Multi-mode, 1300nm, ST, and 1x no port	A07
2 x 100BASE-FX, Multi-mode, 1300nm, ST	A08
2 x 100BASE-FX, Multi-mode, 1300nm, ST, and 1 x 100BASE-FX, Single-mode, 1310nm, SC, 20km	A09
1 x 100BASE-FX, Multi-mode, 1300nm, ST, and 1 x 100BASE-FX, Single-mode, 1310nm, ST, 20km	A10
1 x 100BASE-FX, Multi-mode, 1300nm, LC, and 1x no port	A11
2 x 100BASE-FX, Multi-mode, 1300nm, LC	A12
1 x 100BASE-FX, Multi-mode, 1300nm, LC, and 1 x 100BASE-FX, Single-mode, 1310nm, LC, 20km	A13
1 x 100BASE-FX, Single-mode, 1310nm, ST, 20km, and 1 x no port	A14
2 x 100BASE-FX, Single-mode, 1310nm, ST, 20km	A15
1 x 100BASE-FX, Single-mode, 1310nm, LC, 20km, and 1 x no port	A16
2 x 100BASE-FX, Single-mode, 1310nm, LC, 20km	A17
1 x 100BASE-FX, Single-mode, 1310nm, LC, 20km, and 1 x 100BASE-FX, Single-mode, 1310nm, LC, 50km	A18
1 x 100BASE-FX, Single-mode, 1310nm, LC, 20km, and 1 x 100BASE-FX, Single-mode, 1310nm, LC, 90km	A19
1 x 100BASE-FX, Single-mode, 1310nm, LC, 50km, and 1x no port	A20
2 x 100BASE-FX, Single-mode, 1310nm, LC, 50km	A21
1 x 100BASE-FX, Single-mode, 1310nm, LC, 90km, and 1x no port	A22

Z options	Port 7 & 8
2 x 100BASE-FX, Single-mode, 1310nm, LC, 90km	A23
1 x 100BASE-FX, Single-mode, 1310nm, SC, 20km, and 1x no port	A24
2 x 100BASE-FX, Single-mode, 1310nm, SC 20km	A25
1 x 100BASE-FX, Single-mode, 1310nm, SC, 20km, and 1 x 100BASE-FX, Single-mode, 1310nm, SC, 50km	A26
1 x 100BASE-FX, Single-mode, 1310nm, SC, 20km, and 1 x 100BASE-FX, Single-mode, 1310nm, SC, 90km	A27
1 x 100BASE-FX, Single-mode, 1310nm, SC, 50km, and 1x no port	A28
2 x 100BASE-FX, Single-mode, 1310nm, SC, 50km	A29
1 x 100BASE-FX, Single-mode, 1310nm, SC, 50km, and 1 x 100BASE-FX, Single-mode, 1310nm, SC, 90km	A30
1 x 100BASE-FX, Single-mode, 1310nm, SC, 90km, and 1 x no port	A31
1 x 100BASE-FX, Single-mode, 1310 nm, SC, 90km	A32

Z options	Port 9
None	B00
1x 10/100BASE-TX	B01
1 x 100BASE-FX, Multi-mode, 1300nm, MTRJ	B02
1 x 100BASE-FX, Multi-mode, 1300nm, SC	B03
1 x 100BASE-FX, Multi-mode, 1300nm, ST	B04
1 x 100BASE-FX, Multi-mode, 1300nm, LC	B05
1 x 100BASE-FX, Single-mode, 1310nm, ST, 20km	B06
1 x 100BASE-FX, Single-mode, 1310nm, LC, 20km	B07
1 x 100BASE-FX, Single-mode, 1310nm, LC, 50km	B08
1 x 100BASE-FX, Single-mode, 1310nm, LC, 90km	B09
1 x 100BASE-FX, Single-mode, 1310nm, SC, 20km	B10
1 x 100BASE-FX, Single-mode, 1310nm, SC, 50km	B11
1 x 100BASE-FX, Single-mode, 1310nm, SC, 90km	B12

Examples

RUGGEDCOM RS900 with 2 x 24 VDC power supplies, panel mounting kit, conformal coating, 2 x 100BASE-FX, Single-mode, 1310nm, LC, 20km; and 1 x 100BASE-FX, Multi-mode, 1300nm, ST.

Order code

6GK6090-0AS21-OCA1-Z
A17+B04

RUGGEDCOM RS900G



Product	Article number									
RUGGEDCOM RS900G	6GK6090-0GS2	.	-	0	.	A	.	-	Z	
Power supply										
24 VDC (10 – 36 VDC)		1								
48 VDC (36 – 72 VDC)		2								
HI (88 – 300 VDC / 85 – 264 VAC)		3								
Mounting option										
No mounting kit						A				
Din rail mounting						B				
Panel mounting						C				
Manufacturing modification										
Standard								0		
Conformal coating								1		

Z options	Port 9 & 10
Dual 1000BASE-X SFP, Order SFP Optics Separately	A01
Dual 1000BASE-SX, Multi-mode, LC, 850nm 500nm	A02
Dual 1000BASE-LX, Single-mode, LC, 1310nm 10km	A03
Dual 1000BASE-LX, Single-mode, LC, 1310nm 25km	A04
Dual 1000BASE-LX, Single-mode, SC, 1310nm 10km	A05
Dual 1000BASE-LX, Single-mode, SC, 1310nm 25km	A06

Examples	Order code
RUGGEDCOM RS900G with 48 VDC (36 - 72 VDC), din rail mounting, standard coating and dual 1000BASE-SX, Multi-mode, LC, 850nm 500nm.	6GK6090-0GS22-0BA0-Z A02

RUGGEDCOM RS900GP



Product		Article number							
RUGGEDCOM RS900GP	6GK6090-0PS2	0	–	0	.	A	.	–	Z
Mounting option									
No mounting kit						A			
Din rail mounting						B			
Panel Mounting						C			
Manufacturing modification									
Standard							0		
Conformal coating							1		

Z options	Port 7 & 8
None	A00
2 x 10/100/1000BASE-TX RJ45	A01
2 x 1000BASE-SX, Multi-mode, 850nm, LC, 500m	A02
2 x 1000BASE-LX, Single-mode, 1310nm, SC, 10km	A03
2 x 1000BASE-LX, Single-mode, 1310nm, LC, 10km	A04
2 x 1000BASE-LX, Single-mode, 1310nm, SC, 25km	A05
2 x 1000BASE-LX, Single-mode, 1310nm, LC, 25km	A06
2 x 100BASE-FX, Multi-mode, 1300nm, SC	A07
2 x 100BASE-FX, Single-mode, 1310nm, SC, 20km	A08
2 x 100BASE-FX, Single-mode, 1310nm, SC, 50km	A09
2 x 100BASE-FX, Single-mode, 1310nm, SC, 90km	A10
2 x 1000BASE-LX SFP, Blank (no optical transceiver)	A11
2 x 1000BASE-SX SFP, Multi-mode, 850nm, LC, 500m	A12
2 x 1000BASE-LX SFP, Single-mode, 1310nm, LC, 10km	A13
2 x 1000BASE-LX SFP, Single-mode, 1310nm, LC, 25km	A14
2 x 1000BASE-LX SFP, Single-mode, 1550nm, LC, 70km	A15
2 x 1000BASE-TX SFP, RJ45	A16
2 x 10/100/1000BASE-TX micro-D	A17

Examples	Order code
RUGGEDCOM RS900GP with no mounting kit, conformal coating and 2x1000BASE-TX SFP, RJ45.	6GK6090-0PS20-0AA1-Z A16

RUGGEDCOM RSG907R



Product	Article number					
RUGGEDCOM RSG907R	6GK6490-7RB00-	.	.	N	.	- Z
Mounting options						
DIN Rail Mount		1				
DIN Rail and Panel Mount		3				
Power Supply 1 + Terminal block type						
12/24/48 VDC (10 - 60 VDC)			A			
HI (100-240 VAC / 100-300 VDC)			C			
Manufacturing modification						
Standard					0	
Conformal coating					1	

Examples

RUGGEDCOM RSG907R with DIN rail mount, 12/24/48 VDC (10 - 60 VDC) and standard coating.

Order code

6GK6490-7RB00-1AN0-Z

RUGGEDCOM RSG908C



Product	Article number					
RUGGEDCOM RSG908C	6GK6490-8CB00-	.	.	N	.	- Z
Mounting options						
DIN Rail Mount		1				
DIN Rail and Panel Mount		3				
Power Supply 1 + Terminal block type						
12/24/48 VDC (10 - 60 VDC)			A			
HI (100-240 VAC / 100-300 VDC)			C			
Manufacturing modification						
Standard					0	
Conformal coating					1	

Examples

RUGGEDCOM RSG908C with DIN rail and panel mount, HI (100-240 VAC / 100-300 VDC) and conformal coating.

Order code

6GK6490-8CB00-3CN1-Z

RUGGEDCOM RSG909R



Product	Article number					
RUGGEDCOM RSG909R	6GK6498-ORB00-	.	.	N	.	- Z
Mounting options						
DIN Rail Mount		1				
DIN Rail and Panel Mount		3				
Power Supply 1 + Terminal block type						
12/24/48 VDC (10 - 60 VDC)			A			
HI (100-240 VAC / 100-300 VDC)			C			
Manufacturing modification						
Standard					0	
Conformal coating					1	

Examples

RUGGEDCOM RSG909R with DIN rail and panel mount, 12/24/48 VDC (10 - 60 VDC) and conformal coating.

Order code

6GK6498-ORB00-3AN1-Z

RUGGEDCOM RSG910C



Product	Article number					
RUGGEDCOM RSG910C	6GK6491-OCB00-	.	.	N	.	- Z
Mounting options						
DIN Rail Mount		1				
DIN Rail and Panel Mount		3				
Power Supply 1 + Terminal block type						
12/24/48 VDC (10 - 60 VDC)			A			
HI (100-240 VAC / 100-300 VDC)			C			
Manufacturing modification						
Standard					0	
Conformal coating					1	

Examples

RUGGEDCOM RSG910C with DIN rail mount, HI (100-240 VAC / 100-300 VDC) and standard coating.

Order code

6GK6491-OCB00-1CN0-Z

RUGGEDCOM RST916P

New



Product	Article number					
RUGGEDCOM RST916P	6GK6491-6PD00-	.	P	N	.	- Z
Mounting options						
DIN Rail Mount		1				
DIN Rail and Panel Mount		3				
Manufacturing modification						
Standard					0	
Conformal coating					1	
Operating Temperature Range						
-40° C to +80° C						

Examples	Order code
RUGGEDCOM RST916P with DIN rail mount and standard coating.	6GK6491-6PD00-1PN0-Z

RUGGEDCOM RST916C


New



Product	Article number					
RUGGEDCOM RST916C	6GK6491-6CD00-	.	.	N	.	- Z
Mounting options						
DIN Rail Mount		1				
DIN Rail and Panel Mount		3				
Power Supply						
12/24/48 VDC (10 - 60 VDC)			A			
HI (100-240 VAC / 100-300 VDC)			C			
Manufacturing modification						
Standard					0	
Conformal coating					1	
Operating Temperature Range						
-40° C to +80° C						

Examples	Order code
RUGGEDCOM RST916C with DIN rail and panel mount, HI (100-240 VAC / 100-300 VDC) and conformal coating.	6GK6491-6CD00-3CN1-Z

RUGGEDCOM RSG920P



Product	Article number					
RUGGEDCOM RSG920P	6GK6092-0PS2	.	-	0	.	A . - Z
Power supply 1						
LO (9 – 60 VDC)		1				
HI (88 – 300 VDC / 85 – 264 VAC)		3				
Mounting options						
No mounting kit					A	
Din rail mounting option*					B	
Panel mounting option*					C	
Manufacturing modification						
None						0
Conformal coating						1
Explosive atmosphere modification						2

Z options for...	Port 17	Port 18	Port 19	Port 20
No SFP Transceiver	A00	B00	C00	D00
SFP, 100BASE-FX, Multi-mode, LC, 1310 nm, 2 Km	A01	B01	C01	D01
SFP, 100BASE-FX, Single-mode, LC, 1310 nm, 20Km	A02	B02	C02	D02
SFP, 1000BASE-SX, Multi-mode, LC, 850 nm, 500 m	A03	B03	C03	D03
SFP, 1000BASE-LX, Single-mode, LC, 1310 nm, 10 Km	A04	B04	C04	D04
SFP, 1000BASE-LX, Single-mode, LC, 1310 nm, 25 Km	A05	B05	C05	D05
SFP, 1000BASE-LX, Single-mode, LC, 1550 nm, 70 Km	A06	B06	C06	D06

Examples	Order code
RUGGEDCOM RSG920P with HI (88 - 300 VDC / 85 - 264 VAC), panel mounting kit, explosive atmosphere modification, SFP, 1000BASE-LX, Single-mode, LC, 1310nm, 25km; SFP, 100BASE-FX, Multi-mode, LC, 1310 nm, 2 Km; SFP, 1000BASE-LX, Single-mode, LC, 1550 nm, 70 Km; and SFP, 100BASE-FX, Single-mode, LC, 1310 nm, 20Km.	6GK6092-0PS2-0CA2-Z A05+B01+C06+D02

RUGGEDCOM RSL910



Product	Article number					
RUGGEDCOM RSL910NC	6GK6491-0LA00-	.	.	A	.	- Z
RUGGEDCOM RSL910	6GK6491-0LB00-	.	.	A	.	- Z
Mounting options						
None				0		
DIN Rail mounting				1		
Panel mounting				2		
Power supply						
24 VDC				A		
48 VDC				B		
HI (VDC/VAC)				C		
Manufacturing modification						
Standard						0
Conformal coating						1

Examples	Order code
RUGGEDCOM RSL910 with DIN rail mount, 24 VDC power supply and standard coating.	6GK6491-0LB00-1AA0-Z

RUGGEDCOM RS940G



Product	Article number									
RUGGEDCOM RS940G	6GK6094-0GS2	.	-	0	.	A	.	-	Z	
Power supply 1										
24VDC (10 – 36 VDC) (+/-)		1								
48VDC (36 – 72 VDC) (+/-)		2								
HI (88 – 300 VDC / 85 – 264 VAC)		3								
Mounting options										
No mounting hardware						A				
Din rail mounting option*						B				
Panel mounting option*						C				
Manufacturing modification										
None								0		
Conformal coating								1		

Z options for...	P7P8
XXXX = None	A00
Dual 10/100/1000BASE-TX, RJ45	A01
Dual 1000BASE-TX SFP (Mini-GBIC). Order SFP Optics Separately.	A02
Dual 1000BASE-SX, Multi-mode, LC, 850nm 500m	A03
Dual 1000BASE-LX, Single-mode, LC, 1310nm 10km	A04
Dual 1000BASE-LX, Single-mode, LC, 1310nm 25km	A05
Dual 1000BASE-LX, Single-mode, SC, 1310nm 10km	A06
Dual 1000BASE-LX, Single-mode, SC, 1310nm 25km	A07

Examples	Order code
RUGGEDCOM RS940G with 24VDC (10 - 36 VDC) (+/-), din rail mounting kit, conformal coating and dual 1000BASE-LX, Single-mode, LC, 1310nm 10km.	6GK6094-0GS21-0BA1-Z A04

RUGGEDCOM media converters

RUGGEDCOM RMC



Product	Article number							
RUGGEDCOM RMC	6GK6001-0AC0	.	–	0		0	.	– Z
Power supply								
24 VDC (10 – 36 VDC)		1						
48 VDC (36 – 72 VDC)		2						
HI (88 – 300 VDC / 85 – 264 VAC)		3						
Conversion type								
TFLMM = MM 820 nm, 2 km ST 1 x 10T to 1 x 10FL Multimode						B		
TFLSM = SM 1310 nm, 15 km SFF ST 1 x 10T to 1 x 10FL Singlemode						C		
TXFXMM = MM 1300 nm, 2 km SFF MTRJ 1 x 100TX to 1 x 100FX						D		
TXFXSM = SM 310 nm, 15 km SFF LC 1 x 100TX to 1 x 100FX						E		
TXFXMMLC = MM 1300 nm, 2 km LC 1 x 100TX to 1 x 100FX						F		
Manufacturing modification								
Standard							0	
Conformal coating							1	

Examples

RUGGEDCOM RMC with 24 VDC power supply, MM 820 nm, 2 km ST 1 x 10T to 1 x 10FL Multimode conversion type and conformal coating.

Order code

6GK6001-0AC01-0B01-Z

RUGGEDCOM RMC20



Product	Article number							
RUGGEDCOM RMC20	6GK6002-0AC0	.	–	0	A	A	.	– Z
Power supply								
24 VDC (10 – 36 VDC)		1						
48 VDC (36 – 72 VDC)		2						
HI (88 – 300 VDC / 85 – 264 VAC)		3						
Manufacturing modification								
Standard							0	
Conformal coating							1	

Examples

RUGGEDCOM RMC20 with 24 VDC power supply and conformal coating.

Order code

6GK6002-0AC01-0AA1-Z

RUGGEDCOM RMC40



Product	Article number						
RUGGEDCOM RMC40	6GK6004-0AC0	.	–	0	B	A	– Z
Power supply							
24 VDC (10 – 36 VDC)		1					
48 VDC (36 – 72 VDC)		2					
HI (88 – 300 VDC / 85 – 264 VAC)		3					
Manufacturing modification							
Standard						0	
Conformal coating						1	

Z options	Ports 3/4
Bidirectional SMSC 15/13	A01
Bidirectional SMSC 13/15	A02
1 x 100BASE-FX, Single-mode, 1310 nm, SC, 20km, and 1x no port	A03
1 x 100BASE-FX, Single-mode, 1310 nm, SC, 50km, and 1x no port	A04
1 x 100BASE-FX, Single-mode, 1310 nm, SC, 90km, and 1x no port	A05
1 x 100BASE-FX, Single-mode, 1310 nm, LC, 20km, and 1x no port	A06
2 x 100BASE-FX, Single-mode, 1310 nm, LC, 20km	A07
1 x 100BASE-FX, Single-mode, 1310 nm, LC, 20km, and 1 x 100BASEFX, Single-mode, 1310 nm, LC, 50km	A08
1 x 100BASE-FX, Single-mode, 1310 nm, LC, 20km, and 1 x 100BASE-FX, Single-mode, 1310 nm, LC, 90km	A09
1 x 100BASE-FX, Single-mode, 1310 nm, LC, 50km, and 1 x no port	A10
2 x 100BASE-FX, Single-mode, 1310 nm, LC, 50km	A11
1 x 100BASE-FX, Single-mode, 1310 nm, LC, 50km, and 1 x 100BASE-FX, Single-mode, 1310 nm, LC, 90km	A12
1 x 100BASE-FX, Single-mode, 1310 nm, LC, 90km, and 1x no port	A13
2 x 100BASE-FX, Single-mode, 1310 nm, LC, 90km	A14
1 x 100BASE-FX, Single-mode, 1310 nm, LC, 90km, and 1 x 100BASE-FX, Multi-mode, 1300 nm, MTRJ	A15
1 x 100BASE-FX, Multi-mode, 1300 nm, SC, and 1x no port	A16
1 x 100BASE-FX, Multi-mode, 1300 nm, MTRJ, and 1x no port	A17
1 x 100BASE-FX, Multi-mode, 1300 nm, MTRJ, 1 x 100BASE-FX, Single-mode, 1310 nm, LC, 20km	A18
1 x 100BASE-FX, Multi-mode, 1300 nm, MTRJ, 1 x 100BASE-FX, Single-mode, 1310 nm, LC, 50km	A19
2 x 100BASE-FX, Multi-mode, 1300 nm, MTRJ	A20
1 x 100BASE-FX, Multi-mode, 1300 nm, LC , and 1x no port	A21
2 x 100BASE-FX, Multi-mode, 1300 nm, LC	A22
1 x 100BASE-FX, Multi-mode, 1300 nm, ST, and 1x no port	A23
1 x 100BASE-FX, Single-mode, 1310 nm, ST, 20km, and 1X no port	A24
2 x 10/100BASE-TX	A25
1 x 100BASE-FX, Multi-mode, 1300 nm, LC, and 1 x 100BASE-FX, Single-mode, 1310 nm, LC, 20km	A26

Examples	Order code
RUGGEDCOM RMC40 with 24 VDC (10 – 36 VDC), conformal coating and 2 x 100BASE-FX, Single-mode, 1310 nm, LC, 20km.	6GK6004-0AC01-0BA1-Z A07

RUGGEDCOM RMC41



Product	Article number									
RUGGEDCOM RMC41	6GK6004-1AC0	.	–	0	B	A	.	–	Z	
Power supply										
24 VDC (10 – 36 VDC)		1								
48 VDC (36 – 72 VDC)		2								
HI (88 – 300 VDC / 85 – 264 VAC)		3								
Manufacturing modification										
Standard								0		
Conformal coating								1		

Z options	Port 2
1 x 100BASE-FX, Single-mode, 1310 nm, SC, 20km	A01
1 x 100BASE-FX, Single-mode, 1310 nm, SC, 50km	A02
1 x 100BASE-FX, Single-mode, 1310 nm, SC, 90km	A03
1 x 100BASE-FX, Multi-mode, 1300 nm, SC	A04
1 x 100BASE-FX, Multi-mode, 1300 nm, ST	A05

Examples	Order code
RUGGEDCOM RMC41 with 48 VDC (36 – 72 VDC), standard coating and 1 x 100BASE-FX, Multi-mode, 1300 nm, SC.	6GK6004-1AC02-0BA0-Z A04

RUGGEDCOM RMC8388




Product	Article number									
RUGGEDCOM RMC8388	6GK6083-8AC2	.	–	0	.	.	.	–	Z	
Power supply										
24 VDC (10 – 36 VDC)		1								
48 VDC (36 – 72 VDC)		2								
HI (88 – 300 VDC / 85 – 264 VAC)		3								
Mounting option										
No Mounting Kit						A				
Din Rail Mounting						B				
Panel Mounting						C				
Conversion variant										
IEEE 1588 in, IRIG-B TTL out						A				
IEEE 1588 in, IRIG-B AM out						B				
IRIG-B AM in, IEEE 1588 out						C				
Manufacturing modification										
Standard								0		
Conformal coating								1		

Z options for Ethernet ports	Port
100BASE-TX, RJ45	A00
100BASE-TX, FastConnect	A01
100BASE-FX, LC, 2km	A02

Examples	Order code
RUGGEDCOM RMC8388 with 48 VDC (36 – 72 VDC), panel mounting, IEEE 1588 in, IRIG-B AM out, standard coating and 100BASE-TX, RJ45.	6GK6083-8AC2-0CB0-Z A00

RUGGEDCOM RP100 power injector



Product	Article number									
RUGGEDCOM RP100	6GK6010-0AP0	.	-	.	A	A	.	-	Z	
Power Supply 1										
HI-AT = Rated to 125- 250 VDC (88-300) or 100-240 VAC (85-264), Standard 802.3at		1		1						
HI-RM = Rated to 125-250 VDC (88-300) or 100-240 VAC (85-264), RuggedMax Power Delivery (RuggedMax devices only)		1		2						
LO-AT = Rated to 12 VDC, 24-48 VDC (10-60) Standard 802.3at		2		1						
LO-RM = Rated to 12 VDC, 24-48 VDC (10-60), RuggedMax Power Delivery (RuggedMax devices only)		2		2						
Manufacturing modification										
Standard									0	
Conformal coating									1	

Examples	Order code
RUGGEDCOM RP100 with HI-AT = Rated to 125- 250 VDC (88-300) or 100-240 VAC (85-264), Standard 802.3at; LO-AT = Rated to 12 VDC, 24-48 VDC (10-60) Standard 802.3at and standard coating.	6GK6010-0AP01-1AA0-Z

RUGGEDCOM RPS1300 power supply for PoE



Description	Order code
RUGGEDCOM RPS1300 is a NEMA TS 2 compliant power supply capable of providing up to 140 W of power in the temperature range -40° C to +75° C	6GK6000-8HS01-0AA0

Accessories

Accessory	Description	Article number
USB console cable	USB 2.0 A type to B type cable assembly 10 feet / 3 meters	6GK6000-8DT01-0AA0
Panel mounting kit	Allows wall and other lateral mounting possible, requires assembly and even mounting plate	6GK6000-8MR20-0AA1
Power cable without lugs	Power cable with NA plug for pluggable terminal blocks (6 ft) for RUGGEDCOM products	6GK6000-8BB00-0AA0
CLP 2GB	USB storage media, blank, 2GB capacity, for simple device exchange in case of failure, for storage of configuration or user data	6GK6000-8RA00-1HA0
CLP 2GB (conformal coated)		6GK6000-8RA00-1HA1
SFP dust covers	12 SFP dust covers for RUGGEDCOM products	6GK6000-8HT02-0CA0
RJ45 dust covers	8 RJ45 dust covers for RUGGEDCOM products	6GK6000-8HT01-0CA0
FastConnect FO LC plug	FC FO LC PLUG for on site assembly of FC fiber optic cables (62.5/200/230) Package: 10 units, duplex cleaning cloths	6GK1900-1RB00-2AB0
FC FO termination kit (LC)	FC LC PLUG assembly case for on-site assembly of FC LC connectors and FC fiber optic cables	6GK1900-0RL00-0AA0
Multi mode FO LC duplex plug	LC connector set, for connecting to Ethernet devices with integrated optical multimode interface	6GK1901-0RB10-2AB0
FC FO standard cable GP	Glass fiber optic cable for assembly in the field, for use at permanent location installation in cable channels and pipes, UL approval; delivery unit max. 1000 m; minimum order quantity 20 m	6XV1847-2A

Type	Media	Distance (km)	SFP Name	Article Number	RS900G	RS900GP	RS9007R	RS9009R	RS9010C	RS9008C	RL910	RT916P	RT916C	RS920P	RS940G	RS950G
Copper	RJ45	0.1	SFP1112-1	6GK6000-8CG01-0AA0	●	●	●	●	●	●	●	●	●	●	●	●
			SFP1112-1I	6GK6000-8CG02-0AA0	●	●	●	●	●	●	●	●	●	●	●	●
100 Mbit/s Active	MM	2	SFP1121-1FX2A	6GK6000-8FE50-0AA0			●	●	●	●	●	●	●	●	●	●
		10	SFP1131-1FX10A	6GK6000-8FE60-0AA0			●	●	●	●	●	●	●	●	●	●
		40	SFP1131S-1FX40A	6GK6000-8FE62-0AA0			●	●	●	●	●	●	●	●	●	●
100 Mbit/s	MM	2	SFP1121-1FX2	6GK6000-8FE51-0AA0		●			●	●	●	●	●	●	●	●
		20	SFP1131-1FX20	6GK6000-8FE52-0AA0		●			●	●	●	●	●	●	●	●
		50	SFP1131-1FX50	6GK6000-8FE53-0AA0		●			●	●	●	●	●	●	●	●
		90	SFP1131-1FX90	6GK6000-8FE54-0AA0		●			●	●	●	●	●	●	●	●
1 Gbit/s Single-fiber Bidirectional	SM	10	SFP1132-1BX10R	6GK6000-8FB51-0AA0	●	●			●	●	●	●	●	●	●	●
			SFP1132-1BX10T	6GK6000-8FB52-0AA0	●	●			●	●	●	●	●	●	●	●
		40	SFP1132-1BX40R	6GK6000-8FB53-0AA0	●	●			●	●	●	●	●	●	●	●
			SFP1132-1BX40T	6GK6000-8FB54-0AA0	●	●			●	●	●	●	●	●	●	●
1 Gbit/s	MM	0.5	SFP1122-1SX	6GK6000-8FG51-0AA0	●	●	●	●	●	●	●	●	●	●	●	●
		2	SFP1122-1SX2	6GK6000-8FE58-0AA0			●	●	●	●	●	●	●	●	●	●
	SM	10	SFP1132-1LX10	6GK6000-8FG52-0AA0	●	●	●	●	●	●	●	●	●	●	●	●
		25	SFP1132-1LX25	6GK6000-8FG53-0AA0	●	●	●	●	●	●	●	●	●	●	●	●
		40	SFP1132-1LX40	6GK6000-8FG57-0AA0	●	●	●	●	●	●	●	●	●	●	●	●
		70	SFP1132-1LX70	6GK6000-8FG54-0AA0	●	●	●	●	●	●	●	●	●	●	●	●
		100	SFP1132-1LX100	6GK6000-8FG55-0AA0	●	●			●	●	●	●	●	●	●	●
10 Gbit/s	SM	115	SFP1132-1LX115	6GK6000-8FE56-0AA0	●	●			●	●	●	●	●	●	●	●
		0.4	SFP2123-1SR	6GK6000-8FT50-0AA0							●	●	●	●	●	●
		10	SFP2133-1LR10	6GK6000-8FT51-0AA0							●	●	●	●	●	●
		40	SFP2133-1ER40	6GK6000-8FT53-0AA0							●	●	●	●	●	●
		80	SFP2133-1ZR80	6GK6000-8FT52-0AA0							●	●	●	●	●	●



FastConnect Cabling System

Stringent demands are placed on the installation of cables in an industrial environment. Siemens offers FastConnect, a system that fulfills all these requirements: on-site assembly – quick, easy and error-free. For more information, visit: [siemens.com/fastconnect](https://www.siemens.com/fastconnect)

For more information, please visit:
[siemens.com/ruggedcom](https://www.siemens.com/ruggedcom)

Siemens AG
Process Industries and Drives
Process Automation
Postfach 48 48
90026 Nürnberg
Germany

Siemens Canada Limited
300 Applewood Crescent
Concord, Ontario, L4K 5C7
Canada

© Siemens AG 2021
Subject to change without prior notice
W-FPN7Z-RG-PD202 / Dispo 26000
BR 0421 2. ROT 20 En
Printed in Germany

Security information

Siemens provides products and solutions with industrial security functions that support the secure operation of plants, systems, machines and networks.

In order to protect plants, systems, machines and networks against cyber threats, it is necessary to implement – and continuously maintain – a holistic, state-of-the-art industrial security concept. Siemens' products and solutions only form one element of such a concept.

Customer is responsible to prevent unauthorized access to its plants, systems, machines and networks. Systems, machines and components should only be connected to the enterprise network or the internet if and to the extent necessary and with appropriate security measures (e.g. use of firewalls and network segmentation) in place.

Additionally, Siemens' guidance on appropriate security measures should be taken into account. For more information about industrial security, please visit:
[siemens.com/industrialsecurity](https://www.siemens.com/industrialsecurity)

Siemens' products and solutions undergo continuous development to make them more secure. Siemens strongly recommends to apply product updates as soon as available and to always use the latest product versions. Use of product versions that are no longer supported, and failure to apply latest updates may increase customer's exposure to cyber threats.

To stay informed about product updates, subscribe to the Siemens Industrial Security RSS Feed under:
[siemens.com/industrialsecurity](https://www.siemens.com/industrialsecurity)

The information provided in this brochure contains descriptions or characteristics of performance which in case of actual use do not always apply as described or which may change as a result of further development of the products. An obligation to provide the respective characteristics shall only exist if expressly agreed in the terms of contract. Availability and technical specifications are subject to change without notice. All product designations may be trademarks or product names of Siemens AG or supplier companies whose use by third parties for their own purposes could violate the rights of the owners.

Scan this
QR code
for more
information

